

Section 16 Support Systems

16

Basket Trays 16:2
Cable Ladder Systems 16:12
Surface Cable Trunking 16:24
Cable Trays 16:30
Channels & Bracketery 16:46

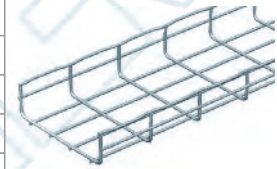
Support Systems

Basket Trays

Cablofil

Cable Trays

Anixter No	Vendor No	Description
CABLE TRAY 30MM HIGH		
542506	000011	Cable tray CF 30/50 EZ, length 3m
542507	000021	Cable tray CF 30/100 EZ, length 3m
542508	000031	Cable tray CF 30/150 EZ, length 3m
542509	000041	Cable tray CF 30/200 EZ, length 3m
542510	000051	Cable tray CF 30/300 EZ, length 3m
CABLE TRAY 54MM HIGH		
542511	000061	Cable tray CF 54/50 EZ, length 3m
542512	000071	Cable tray CF 54/100 EZ, length 3m
542513	000081	Cable tray CF 54/150 EZ, length 3m
542514	000091	Cable tray CF 54/200 EZ, length 3m
542515	000101	Cable tray CF 54/300 EZ, length 3m
542516	000201	Cable tray CF 54/400 EZ, length 3m
542517	000251	Cable tray CF 54/450 EZ, length 3m
542518	000301	Cable tray CF 54/500 EZ, length 3m
542519	000401	Cable tray CF 54/600 EZ, length 3m

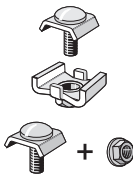
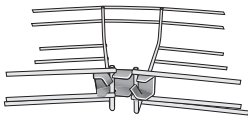
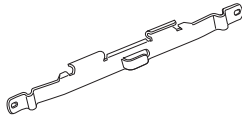


Cable Tray Installation

Anixter No	Vendor No	Description
CUTTER FOR CABLE TRAY		
542654	559507	COUPFILGM, cutter installation tool

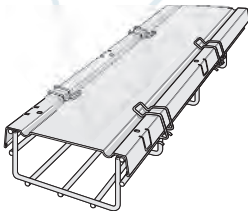


Couplers



Anixter No	Vendor No	Description
EDRN COUPLER		
542659	558241	EDRN EZ, coupler without nuts and bolts, for fast assembly
FASLOCK BEND COUPLER		
310171	558340	FASLOCK S, GS quick bend coupler, fixing without nuts and bolts, for cable trays from 100 to 200mm wide, pack of 25
278758	558320	FASLOCK XL, GS quick bend coupler, fixing without nuts and bolts, for cable trays from 300 to 600mm wide, pack of 25
COUPLER KITS WITH BOLTS AND NUTS		
542657	558071	KITASSVS, coupling kit, including CE25VS and CE30ES EZ, pack of 50
542658	558061	KITFIXVS, fixing kit, including CE25VS and EEC6 EZ

Dividers & Covers




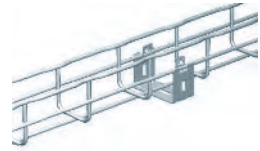
Anixter No	Vendor No	Description
DIVIDERS		
542585	923010	Divider strip COT 30 GS, 30mm high
542586	923020	Divider strip COT 50 GS, 50mm high
COVERS		
542577	629050	Cover CVN 50 GS
542579	629150	Cover CVN 150 GS
542580	629200	Cover CVN 200 GS
542581	629300	Cover CVN 300 GS
542582	629400	Cover CVN 400 GS
542583	629500	Cover CVN 500 GS

Basket Trays

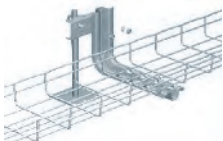


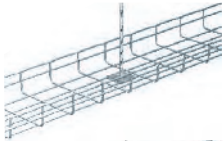

Cablofil

Wall Mounting Brackets

Anixter No	Vendor No	Description
UC50 LIGHT DUTY WALLMOUNT BRACKET		
542741	586040	UC50, light duty bracket for mounting trays of 50mm wide CF30/50 and CF54/50, GS
CM50XL LIGHT DUTY WALLMOUNT BRACKET		
543294	586130	CM50XL, light duty bracket for wallmount attachment of CF30/100, CF54/50 and CF54/100
CSN WALLMOUNT BRACKETS FAS - Fast Assembling System (no screws)		
542726	556100	Bracket CSN 100 GS
542728	556110	Bracket CSN 150 GS
542729	556120	Bracket CSN 200 GS
542730	556130	Bracket CSN 300 GS
CSNC WALLMOUNT BRACKETS FAS - Fast Assembling System (no screws)		
542660	556300	Bracket CSNC 100 GS
542662	556320	Bracket CSNC 200 GS
542663	556330	Bracket CSNC 300 GS
CU UNIVERSAL WALLMOUNT BRACKETS FAS - Fast Assembling System (no screws)		
542731	557400	Universal bracket CU 50 GS, 107mm long
542734	557410	Universal bracket CU 100 GS, 157mm long
542736	557430	Universal bracket CU 200 GS, 257mm long
542737	557440	Universal bracket CU 300 GS, 357mm long
542739	557450	Universal bracket CU 400 GS, 457mm long
542740	557460	Universal bracket CU 500 GS, 557mm long
RCSN RAIL WALLMOUNT BRACKETS FAS - Fast Assembling System (no screws)		
345651	013150	RAIL RCSN 150 GS, threaded rods and nuts ordered separately
542749	013200	RAIL RCSN 200 GS, threaded rods and nuts ordered separately
542750	013300	RAIL RCSN 300 GS, threaded rods and nuts ordered separately
542751	013400	RAIL RCSN 400 GS, threaded rods and nuts ordered separately
542752	013500	RAIL RCSN 500 GS, threaded rods and nuts ordered separately
542761	013030	RAIL RCSN 3000 GS, threaded rods and nuts ordered separately



Ceiling Mounting (Suspended)



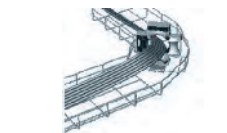


Anixter No	Vendor No	Description
MFM MULTIFIX		
542646	585140	MFM 100, MULTIFIX metal plate, 100mm long, GS, threaded rod and nuts ordered separately
542647	585150	MFM 150, MULTIFIX metal plate, 150mm long, GS, threaded rod and nuts ordered separately
SAS SUSPENSION, SINGLE HANGER BRACKET		
543293	586031	SAS suspension single hanger bracket, threaded rod and nuts ordered separately
CE40 SUSPENSION		
542656	58051	CE40 coupling accessory, 2 pieces needed, pack of 25, threaded rod and nuts ordered separately
SCF CENTRAL HANGER FAS - Fast Assembling System (no screws)		
542664	586200	Central hanger SCF 200 GS, 194mm long, threaded rod and nuts ordered separately
542665	586300	Central hanger SCF 300 GS, 294mm long, threaded rod and nuts ordered separately
AS SUSPENSION BRACKETS FAS - Fast Assembling System (no screws)		
542666	586010	AS suspension brackets, threaded rods and nuts ordered separately
RCSN RAIL SUSPENSION APPLICATION		
542749	013200	RAIL RCSN 200 GS, threaded rods and nuts ordered separately
542750	013300	RAIL RCSN 300 GS, threaded rods and nuts ordered separately
542751	013400	RAIL RCSN 400 GS, threaded rods and nuts ordered separately
542752	013500	RAIL RCSN 500 GS, threaded rods and nuts ordered separately
542761	013030	RAIL RCSN 3000 GS, threaded rods and nuts ordered separately
Note: Order RCSN 100mm extra than width of tray. For example, if using CF54300, order RCSN 400.		
UNDER FLOOR MOUNTING		
542747	559220	UFC clamp, for attaching brackets to floor pedestal (underfloor system), contains U bolt, 2 nuts and support plate. Pedestal not included
542746	586080	Higher support R55 GS

Basket Trays

Cablofil

Accessories

Anixter No	Vendor No	Description
SUBD JUNCTION BOX MOUNTING PLATE		
542650	585120	SUBD, universal junction box support, GS543294
SBDN CONDUIT MOUNTING PLATE		
324300	585410	SBDN mounting plate
EARTHING (GROUNDING)		
324299	585090	SBU, earth terminal support, GS
542651	585050	SB, earth terminal support
542652	585080	SCMT, earth cable support hook, pack of 100
542653	585067	Grounding lug, copper
EARTHING (GROUNDING) GRIFEQUIP		
310172	585327	GRIFEQUIP, grounding clamp
MFPOLYA MULTIFIX PVC PLATE		
542648	585145	MFPOLYA, multifix plate, polyamide
CABLE EXIT PLATE		
542645	585160	DEV 100, protector for cable exiting and entering tray
FAS ROLLER		
542638	011100	FAS Roller, cable pulling tool, box including 6 rollers
IDENTIFICATION CLIPS		
542639	559147	Coloured identification clip, orange
542640	559157	Coloured identification clip, yellow
542641	559167	Coloured identification clip, green
542642	559197	Coloured identification clip, grey
542643	559177	Coloured identification clip, blue



Accessories Continued



Anixter No	Vendor No	Description
THREADED RODS		
542671	801701	TF 6 threaded rod, EZ, 1000mm long, M6
542672	018001	TF 8 threaded rod, EZ, 1000mm long, M8
THREADED SLEEVE		
542762	801741	MF6 x 20 threaded sleeve, diameter 6mm, 20mm long, pack of 50
542763	801751	MF8 x 20 threaded sleeve, diameter 8mm, 20mm long, pack of 50
PROFILE END CAP PVC		
542644	559605	EPVCSN, end cap PVC to protect bracket end (CSN, RCSN etc.)
SCREWS, NUTS AND WASHERS		
542669	801201	EEC 6 nut, EZ, M6, pack of 100
278702	801211	EEC 8 nut, EZ, M8, pack of 100
543291	801611	HM 8 nut, EZ, M8, pack of 100
542668	801511	M8 washers EZ, pack of 100
284584	558081	KTASSTR, standard coupling kit for cable tray, pack of 50, contains CE25, CE30 and BTRCC 6 x 20 (including EEC6)

1
2
3
4
5
6
7
8
9
10
11
12
13
14
15
16
17
18
19
20

1
2
3
4
5
6
7
8
9
10
11
12
13
14
15
16
17
18
19
20

Basket Trays

Cablofil

EZ-Path Firestop


EZ-Path from Cablofil provides total containment and fire protection in both data communications cabling, low and high voltage wiring network applications. It installs in minutes and new cables can be added or existing wiring removed without the need for additional fire stopping.



EZ-Path offers maximum resistance to fire whether it is empty or 100% visually full. Fast-acting intumescent performance: features a built-in firestopping system that automatically adjusts to the number of cables installed. Exposed to fire or high temperatures, this intumescent material responds to flames or heat by quickly sealing the pathway and preventing the passage of flames and smoke.

Certified product: EZ-Path installations offer fire-rated floor and wall constructions up to 240 minutes in accordance with the main European standards, BS 476: Part 20, DIN 4102-9 and EN 1366-3, and the American standard ASTM E814(UL1479).

Anixter No	Vendor No	Description
EZ-PATH COMPLETE KIT		
319461	250028	EZ-Path firestop device kit 75mm high x 75mm wide x 267mm long, includes 2 wall plates 102mm x 102mm
319464	250518	EZ-Path Mini fire-rated device kit, 37mm high x 37mm wide x 267mm long, includes 2 wall plates 76mm wide x 76mm long
325419	250068	EZ-Path Max firestop device kit, 102mm high x 116mm wide x 353mm long, includes 2 wall plates 191mm high x 178mm wide



EZ-Path Firestop EZD 33



Anixter No	Vendor No	Description
EZ-PATH DEVICES AND ACCESSORIES		
319462	250018	EZ-Path firestop device, 75mm high x 75mm wide x 267mm long, does NOT include wall plates
319465	250110	Single wall plates, one pair for installing one EZ-Path device Anixter Number 319462, 102mm x 102mm
319466	250120	Double wall plates, one pair for installing two EZ-Path devices Anixter Number 319462, 185mm wide x 108mm high
319467	250130	Triple wall plates, one pair for installing three EZ-Path devices Anixter Number 319462, 26mm wide x 108mm high
319468	250140	Four-gang wall plates, one pair for installing four EZ-Path devices Anixter Number 319462, 406mm wide x 108mm high
319469	250170	Seven-gang wall plates, one pair for installing seven EZ-Path devices Anixter Number 319462, 610mm wide x 108mm high
319470	250210	Single, large type 'renovation' wall plates, one pair used for installing one EZ-Path device Anixter Number 319462, 203mm wide x 253mm high
319471	250220	Single wall plate, round, diameter 139mm used for installing one EZ-Path device Anixter Number 319462
319472	250206	Exit module for cable radius control, one pair
325422	250078	EZ-Path extension module 75mm high x 75mm wide x 150mm long, increases EZ-Path device Anixter Number 319462 (length for thicker walls)


1
2
3
4
5
6
7
8
9
10
11
12
13
14
15
16
17
18
19
20

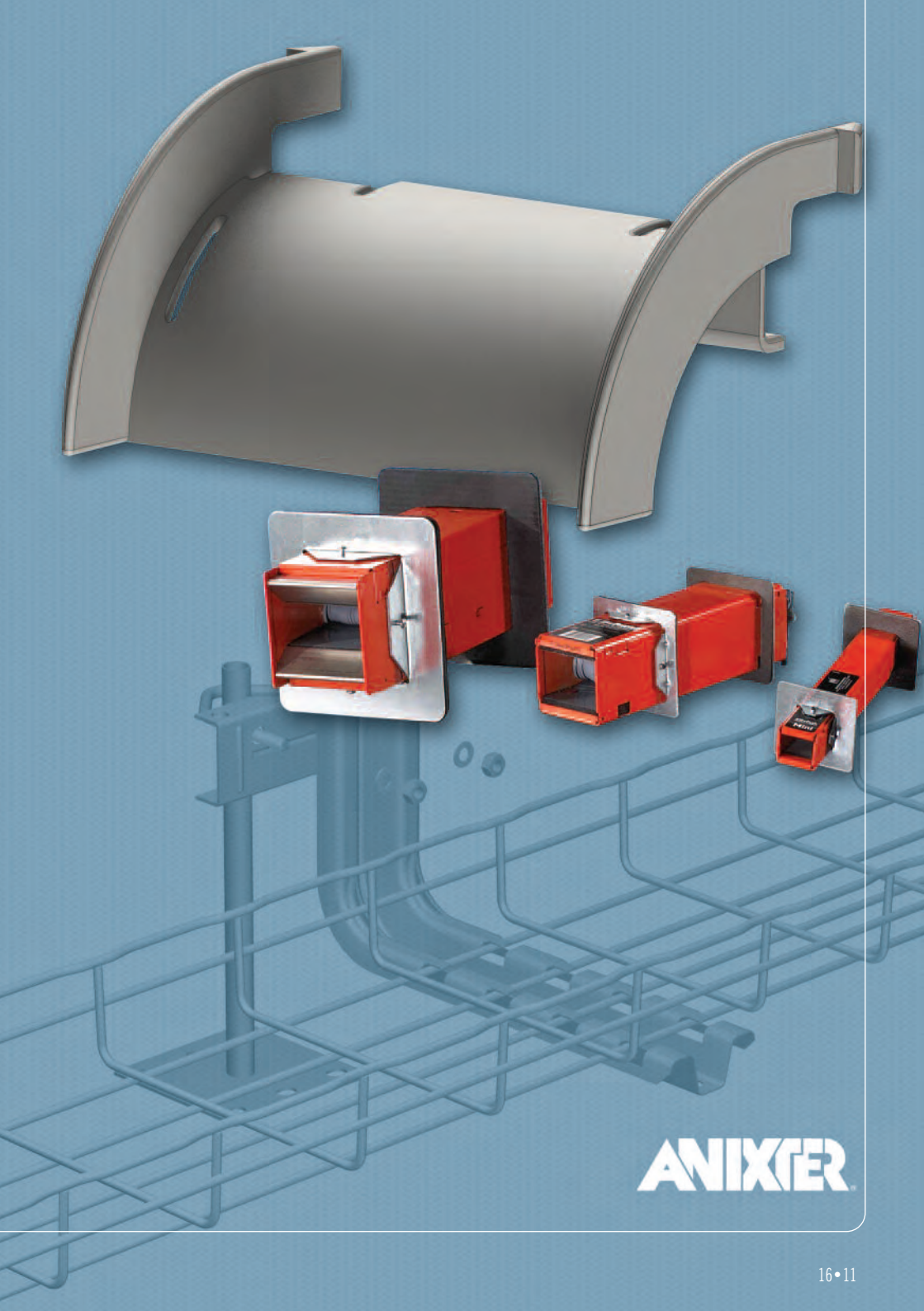
Basket Trays

Cablofil

EZ-Path Firestop EZD 44

Anixter No	Vendor No	Description
EZ-PATH DEVICES AND ACCESSORIES		
325418	250058	EZ-Path Max firestop device, 102mm high x 116mm wide x 353mm long, does NOT include wall plate
325420	250111	Single wall plates, one pair for installing one EZ-Path Max device Anixter Number 325418, 191mm high x 178mm wide
325421	250250	Wall plates, one pair for installing one to five EZ-Path Max devices Anixter Number 325418



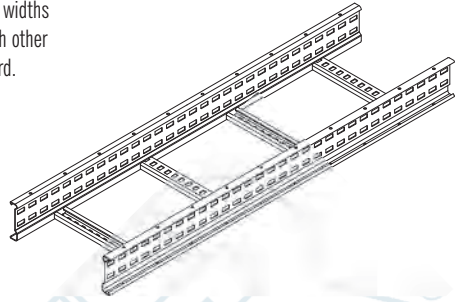


ANIXTER

Cable Ladder Systems

Medium Duty Ladder System - 100mm depth

Cable Ladder is manufactured in 3.0m lengths as standard with 6.0m lengths supplied to order. The ladder is manufactured from 1.5mm material throughout. The Cable Ladder is available in standard widths of 150mm, 300mm, 450mm, 600mm, 750mm and 900mm with other widths manufactured to order. Rung spacing is 300mm standard.



Width	Anixter Number
150mm	LSL100/150HDG3
300mm	LSL100/300HDG3
450mm	LSL100/450HDG3
600mm	LSL100/600HDG3
750mm	LSL100/750HDG3
900mm	LSL100/900HDG3

Other sizes available on request.

Standard finish Hot Dipped Galvanised to BS EN ISO 1461: 1999.

* Stainless Steel versions available, please ring for prices.

Load deflection data available on request.

Cable Ladder Systems, Accessories

Medium Duty Ladder System - 100mm depth

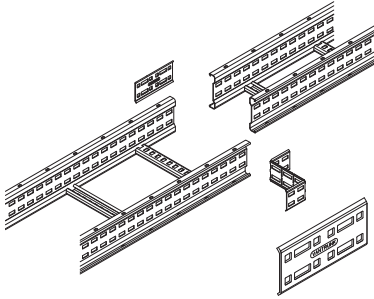
Straight Coupler - Ref. SW-/CS/Finish

Description	Anixter Number
Straight Coupler**	LSSP100

**Sold in pairs c/w fixings.

1 pair per ladder, elbow, riser & reducer.

2 pairs per tee & 3 pairs per cross.

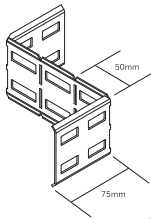


Adjustable Coupler - Ref. SW-/SAC/Finish

Description	Anixter Number
Adjustable Coupler 300mm	LAC100/300

Overall length 300mm.

Used as an alternative to reducers/unequal tees.

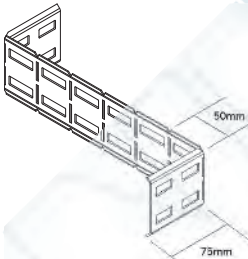


Adjustable Coupler - Ref. SW-/LAC/Finish

Description	Anixter Number
Adjustable Coupler 450mm	LAC100/450

Overall length 450mm.

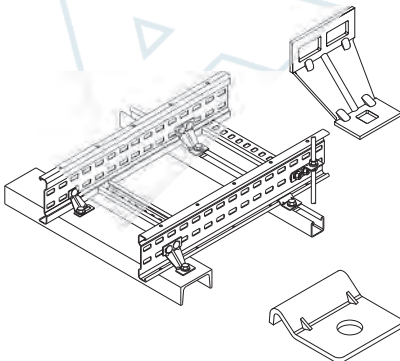
Used as an alternative to reducers/unequal tees.



Adjustable Fixing Bracket - Ref. SW-/AFB/Finish

Description	Anixter Number
Adjustable Fixing Bracket	MSLCLAMP

Supplied c/w 2 fixings.



External Flange Clamp - Ref. SW-/EFC/Finish

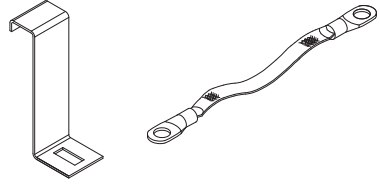
Description	Anixter Number
External Flange Clamp	EFC

Cable Ladder Systems, Accessories

Medium Duty Ladder System - 100mm depth

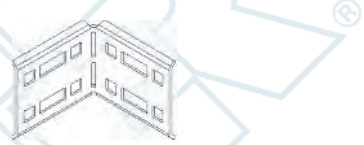
Hold Down Bracket/Earth Braids

Description	Anixter Number
Hold Down Bracket	HDB100
Earth Braids	CLEB

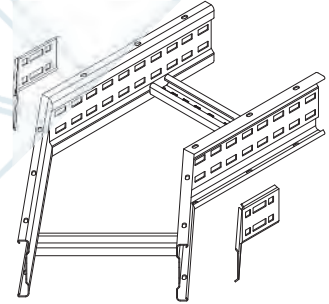


Horizontal Adjustable Coupler - Ref. SW-/HAC/Finish

Description	Anixter Number
Horizontal Adjustable Coupler**	LHSP100

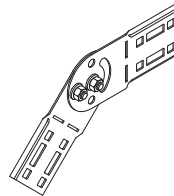


** Sold in pairs c/w fixings.



Vertical Adjustable Coupler - Ref. SW-/VAC/Finish

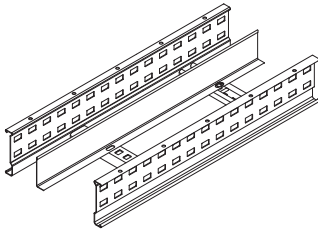
Description	Anixter Number
Vertical Adjustable Coupler**	LVSP100



** Sold in pairs c/w fixings.

Cable Ladder Systems, Accessories

Medium Duty Ladder System - 100mm depth

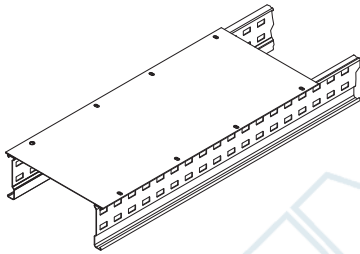


Straight Ladder Dividers - Ref. SW-/SL/1.5/Finish

Description	Anixter Number
Straight Ladder Dividers	LDV100

Straight ladder dividers are 1.5m long.

Fixings separate.



Covers - Ref. SW-/C/Width/Finish

Description	Anixter Number
Ladder Covers	LCVR/***

/*** width size.

Can be installed as closed or ventilated.

Closed cover fixings Ref. VCF3. Raised cover fixings Ref. VCF4.

8 required per length. Straight ladder covers are 1.5m long.

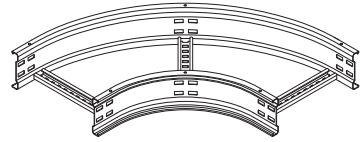
1
2
3
4
5
6
7
8
9
10
11
12
13
14
15
16
17
18
19
20

Cable Ladder Systems, Accessories

Medium Duty Ladder System - 100mm depth

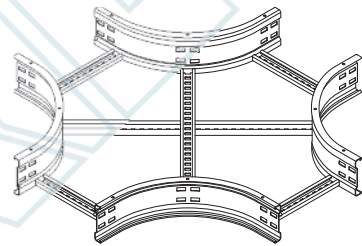
Flat Bend

Width	Anixter Number
150mm	LFB100/150HDG90R300
300mm	LFB100/300HDG90R300
450mm	LFB100/450HDG90R300
600mm	LFB100/600HDG90R300
750mm	LFB100/750HDG90R300
900mm	LFB100/900HDG90R300



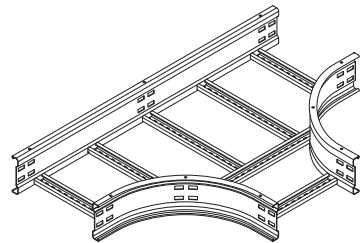
Crossover

Width	Anixter Number
150mm	LC0100/150HDGR300
300mm	LC0100/300HDGR300
450mm	LC0100/450HDGR300
600mm	LC0100/600HDGR300
750mm	LC0100/750HDGR300
900mm	LC0100/900HDGR300



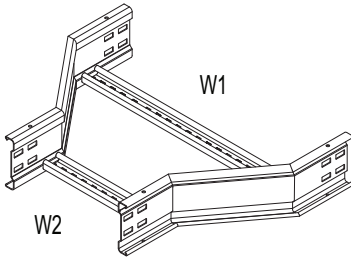
Equal Tee

Width	Anixter Number
150mm	LET100/150HDGR300
300mm	LET100/300HDGR300
450mm	LET100/450HDGR300
600mm	LET100/600HDGR300
750mm	LET100/750HDGR300
900mm	LET100/900HDGR300



Cable Ladder Systems, Accessories

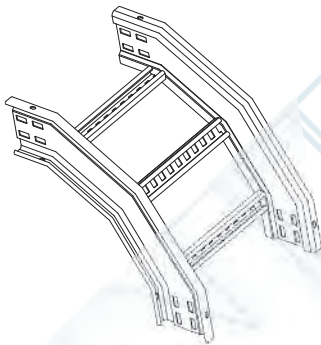
Medium Duty Ladder System - 100mm depth



Straight Reducer

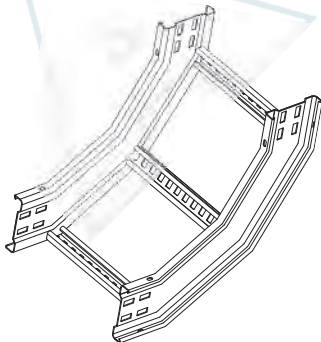
Width	Anixter Number
300mm	LSR100/300/***/HDG
450mm	LSR100/450/***/HDG
600mm	LSR100/600/***/HDG
750mm	LSR100/750/***/HDG
900mm	LSR100/900/***/HDG

/***/ Please specify width.



Outside Riser

Width	Anixter Number
150mm	LER100/150HDGR300
300mm	LER100/300HDGR300
450mm	LER100/450HDGR300
600mm	LER100/600HDGR300
750mm	LER100/750HDGR300
900mm	LER100/900HDGR300



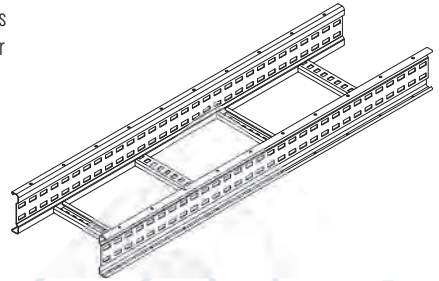
Inside Riser

Width	Anixter Number
150mm	LIR100/150HDGR300
300mm	LIR100/300HDGR300
450mm	LIR100/450HDGR300
600mm	LIR100/600HDGR300
750mm	LIR100/750HDGR300
900mm	LIR100/900HDGR300

Cable Ladder Systems

Heavy Duty Ladder System - 125mm depth

Cable Ladder is manufactured in 3.0m lengths as standard with 6.0m lengths supplied to order. The ladder is manufactured from 2.0mm material throughout. The Cable Ladder is available in standard widths of 150mm, 300mm, 450mm, 600mm, 750mm and 900mm with other widths manufactured to order. Rung spacing is 300mm standard.



Width	Anixter Number
150mm	LSL125/150HDG3
300mm	LSL125/300HDG3
450mm	LSL125/450HDG3
600mm	LSL125/600HDG3
750mm	LSL125/750HDG3
900mm	LSL125/900HDG3

Other sizes available on request.

Standard finish Hot Dipped Galvanised to BS EN ISO 1461: 1999.

* Stainless steel versions available, please ring for prices.

Load deflection data available on request.

Cable Ladder Systems, Accessories

Heavy Duty Ladder System - 125mm depth

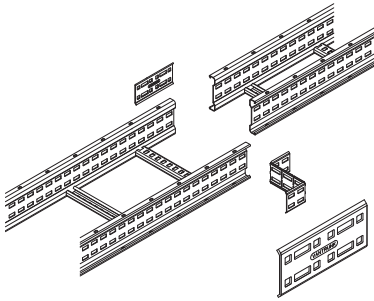
Straight Coupler - Ref. SW-/CS/Finish

Description	Anixter Number
Straight Coupler**	LSSP125

**Sold in pairs c/w fixings.

1 pair per ladder, elbow, riser & reducer.

2 pairs per tee & 3 pairs per cross.

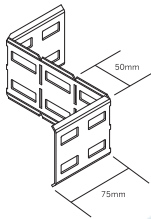


Adjustable Coupler - Ref. SW-/SAC/Finish

Description	Anixter Number
Adjustable Coupler 300mm	LAC125/300

Overall length 300mm.

Used as an alternative to reducers/unequal tees.

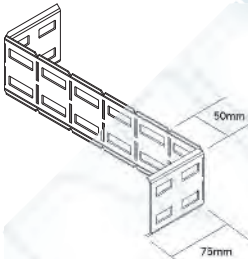


Adjustable Coupler - Ref. SW-/LAC/Finish

Description	Anixter Number
Adjustable Coupler 450mm	LAC125/450

Overall length 450mm.

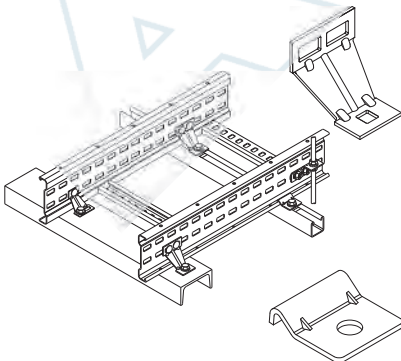
Used as an alternative to reducers/unequal tees.



Adjustable Fixing Bracket - Ref. SW-/AFB/Finish

Description	Anixter Number
Adjustable Fixing Bracket	MSLCLAMP

Supplied c/w 2 fixings.



External Flange Clamp - Ref. SW-/EFC/Finish

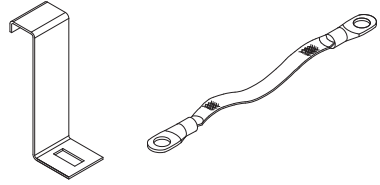
Description	Anixter Number
External Flange Clamp	EFC

Cable Ladder Systems, Accessories

Heavy Duty Ladder System - 125mm depth

Hold Down Bracket/Earth Braids

Description	Anixter Number
Hold Down Bracket	HDB125
Earth Braids	CLEB

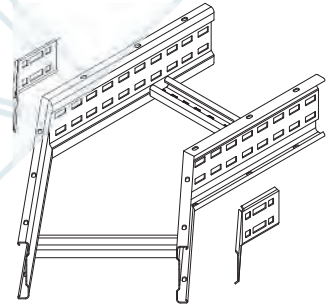


Horizontal Adjustable Coupler - Ref. SW-/HAC/Finish

Description	Anixter Number
Horizontal Adjustable Coupler**	LHSP125

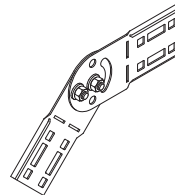


** Sold in pairs c/w fixings.



Vertical Adjustable Coupler - Ref. SW-/VAC/Finish

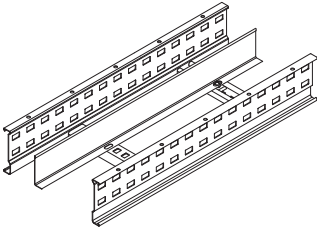
Description	Anixter Number
Vertical Adjustable Coupler**	LVSP125



** Sold in pairs c/w fixings.

Cable Ladder Systems, Accessories

Heavy Duty Ladder System - 125mm depth

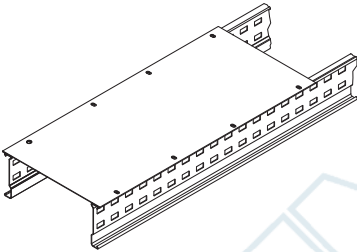


Straight Ladder Dividers - Ref. SW-/SL/1.5/Finish

Description	Anixter Number
Straight Ladder Dividers	LDV125

Straight ladder dividers are 1.5m long.

Fixings separate.



Covers - Ref. SW-/C/Width/Finish

Description	Anixter Number
Ladder Covers	LCVR/***

/*** width size.

Can be installed as closed or ventilated.

Closed cover fixings Ref. VCF3. Raised cover fixings Ref. VCF4.

8 required per length. Straight ladder covers are 1.5m long.

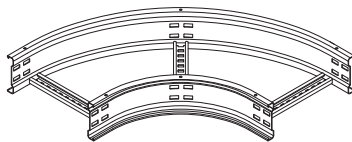
1
2
3
4
5
6
7
8
9
10
11
12
13
14
15
16
17
18
19
20

Cable Ladder Systems, Accessories

Heavy Duty Ladder System - 125mm depth

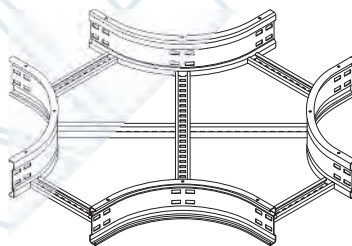
Flat Bend

Width	Anixter Number
150mm	LFB125/150HDG90R300
300mm	LFB125/300HDG90R300
450mm	LFB125/450HDG90R300
600mm	LFB125/600HDG90R300
750mm	LFB125/750HDG90R300
900mm	LFB125/900HDG90R300



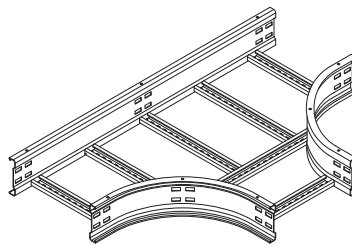
Crossover

Width	Anixter Number
150mm	LC0125/150HDGR300
300mm	LC0125/300HDGR300
450mm	LC0125/450HDGR300
600mm	LC0125/600HDGR300
750mm	LC0125/750HDGR300
900mm	LC0125/900HDGR300



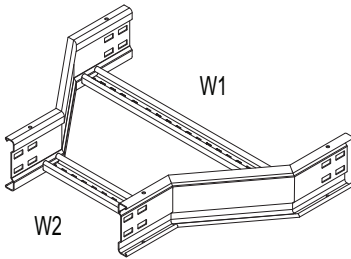
Equal Tee

Width	Anixter Number
150mm	LET125/150HDGR300
300mm	LET125/300HDGR300
450mm	LET125/450HDGR300
600mm	LET125/600HDGR300
750mm	LET125/750HDGR300
900mm	LET125/900HDGR300



Cable Ladder Systems, Accessories

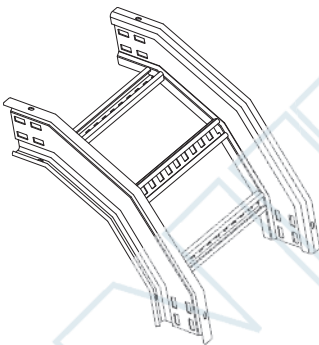
Heavy Duty Ladder System - 125mm depth



Straight Reducer

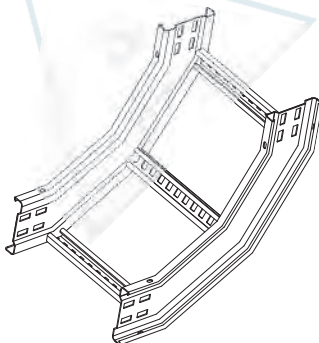
Width	Anixter Number
300mm	LSR125/300/***/HDG
450mm	LSR125/450/***/HDG
600mm	LSR125/600/***/HDG
750mm	LSR125/750/***/HDG
900mm	LSR125/900/***/HDG

/***/ Please specify width.



Outside Riser

Width	Anixter Number
150mm	LER125/150HDGR300
300mm	LER125/300HDGR300
450mm	LER125/450HDGR300
600mm	LER125/600HDGR300
750mm	LER125/750HDGR300
900mm	LER125/900HDGR300



Inside Riser

Width	Anixter Number
150mm	LIR125/150HDGR300
300mm	LIR125/300HDGR300
450mm	LIR125/450HDGR300
600mm	LIR125/600HDGR300
750mm	LIR125/750HDGR300
900mm	LIR125/900HDGR300

Surface Cable Trunking

Trunking

Armorduct Systems Ltd offer a comprehensive range of standard returned edge surface trunking, single or multi compartment.

Both the lid and the body are supplied in 3 metre lengths complete with coupler and all necessary fixing screws.

All couplers are supplied with captive threaded bushes and all accessories are generally of weldless manufacture fitted with integral couplers.



Turnbuckle Lid Fixing

Specification of Standard Surface Trunking

British Standard Complies with BS 4678: Part 1: 1978 - unless otherwise stated.

Material Hot dipped galvanised sheet steel to
BS EN10142:1991. Fe P02G Z275NAC.
BS EN10143:1993.

Finish Galvanised to Fe P02G Z275NAC.
Complies with BS4678 Part 1 1978 - Class 3
Heavy Protection Against Corrosion.

Alternative Specification

British Standard Trunking can be supplied in epoxy powder coat finish in a BS or RAL number colour.

Material Trunking can be manufactured from other materials including, stainless steel, zinc electro coated steel and aluminium.
Alternative lengths can be made to order.

Finish As well as our standard turnbuckle we offer screw fix, security screw fix and lockable lid fixings.

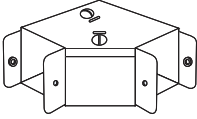
A complete range of surface trunking is available in 2, 3 or 4 compartment variations.

Standard Trunking Sizes

GT

Size	50x25	50x50	75x50	75x75	100x50	100x75	100x100	150x50
GT	/21	/22	/32	/33	/42	/43	/44	/62
Size	150x75	150x100	150x150	200x50	200x100	225x50	225x75	225x100
GT	/63	/64	/66	/82	/84	/92	/93	/94
Size	225x150	225x225	300x50	300x75	300x100	300x150	300x225	300x300
GT	/96	/99	/122	/123	/124	/126	/129	/1212

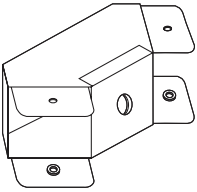
Surface Cable Trunking



Top Lid Gusset Bend 90°

GBT

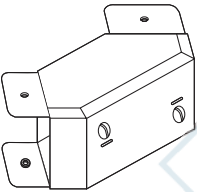
Part No	50x50	75x50	75x75	100x50	100x75	100x100	150x50	150x75	150x100	150x150
GBT	/22	/32	/33	/42	/43	/44	/62	/63	/64	/66



Inside Lid Gusset Bend 90°

GBI

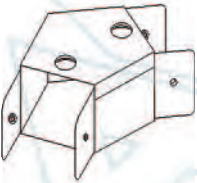
Part No	50x50	75x50	75x75	100x50	100x75	100x100	150x50	150x75	150x100	150x150
GBI	/22	/32	/33	/42	/43	/44	/62	/63	/64	/66



Outside Lid Gusset Bend

GBO

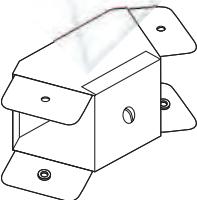
Part No	50x50	75x50	75x75	100x50	100x75	100x100	150x50	150x75	150x100	150x150
GBO	/22	/32	/33	/42	/43	/44	/62	/63	/64	/66



Top Lid Gusset Bend 45°

FBT

Part No	50x50	75x50	75x75	100x50	100x75	100x100	150x50	150x75	150x100	150x150
FBT	/22	/32	/33	/42	/43	/44	/62	/63	/64	/66



Inside Lid Gusset Bend 45°

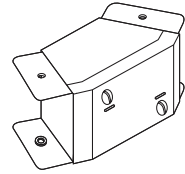
FBI

Part No	50x50	75x50	75x75	100x50	100x75	100x100	150x50	150x75	150x100	150x150
FBI	/22	/32	/33	/42	/43	/44	/62	/63	/64	/66

Surface Cable Trunking

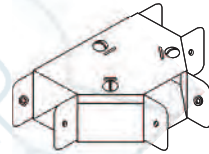
Outside Lid Gusset Bend 45° FBO

Part No	50x50	75x50	75x75	100x50	100x75	100x100	150x50	150x75	150x100	150x150
FBO	/22	/32	/33	/42	/43	/44	/62	/63	/64	/66



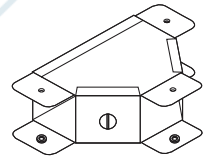
Top Lid Gusset Tee GTT

Part No	50x50	75x50	75x75	100x50	100x75	100x100	150x50	150x75	150x100	150x150
GTT	/22	/32	/33	/42	/43	/44	/62	/63	/64	/66



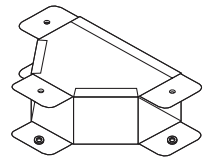
Inside Lid Gusset Tee GTI

Part No	50x50	75x50	75x75	100x50	100x75	100x100	150x50	150x75	150x100	150x150
GTI	/22	/32	/33	/42	/43	/44	/62	/63	/64	/66



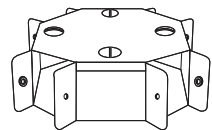
Outside Lid Gusset Tee GTO

Part No	50x50	75x50	75x75	100x50	100x75	100x100	150x50	150x75	150x100	150x150
GTO	/22	/32	/33	/42	/43	/44	/62	/63	/64	/66

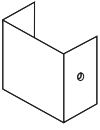


Gusset Intersection INT

Part No	50x50	75x50	75x75	100x50	100x75	100x100	150x50	150x75	150x100	150x150
INT	/22	/32	/33	/42	/43	/44	/62	/63	/64	/66



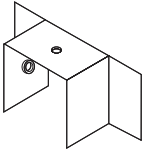
Surface Cable Trunking



Blank End

BE

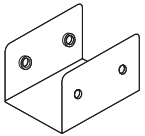
Part No	50x50	75x50	75x75	100x50	100x75	100x100	150x50	150x75	150x100	150x150
BE	/22	/32	/33	/42	/43	/44	/62	/63	/64	/66



Flange Plate

FP

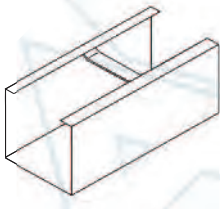
Part No	50x50	75x50	75x75	100x50	100x75	100x100	150x50	150x75	150x100	150x150
FP	/22	/32	/33	/42	/43	/44	/62	/63	/64	/66



Short Coupler

SCC

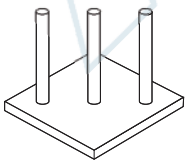
Part No	50x50	75x50	75x75	100x50	100x75	100x100	150x50	150x75	150x100	150x150
SCC	/22	/32	/33	/42	/43	/44	/62	/63	/64	/66



Cable Retainer

CR

Part No	50x50	75x50	75x75	100x50	100x75	100x100	150x50	150x75	150x100	150x150
CR	/22	/33	/33	/44	/44	/44	/66	/66	/66	/66



Pin Rack

PR

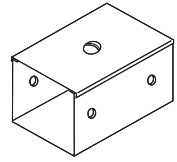
Part No	50x50	75x50	75x75	100x50	100x75	100x100	150x50	150x75	150x100	150x150
PR	/22	/32	/33	/42	/43	/44	/62	/63	/64	/66

Surface Cable Trunking

Fitting Coupler

FC

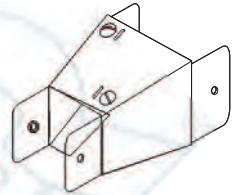
Part No	50x50	75x50	75x75	100x50	100x75	100x100	150x50	150x75	150x100	150x150
FC	/22	/32	/33	/42	/43	/44	/62	/63	/64	/66



Flared Reducer

FLR

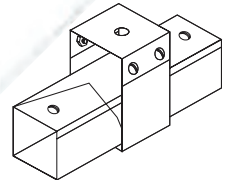
Part No	50x50	75x50	75x75	100x50	100x75	100x100	150x50	150x75	150x100	150x150
FLR	/22	/32	/33	/42	/43	/44	/62	/63	/64	/66



Suspension Hanger

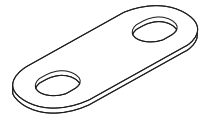
SH

Part No	50x50	75x50	75x75	100x50	100x75	100x100	150x50	150x75	150x100	150x150
SH	/22	/32	/33	/42	/43	/44	/62	/63	/64	/66



Earth Link

EL



Turnbuckle Short

TBS

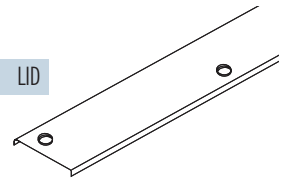
Turnbuckle Long

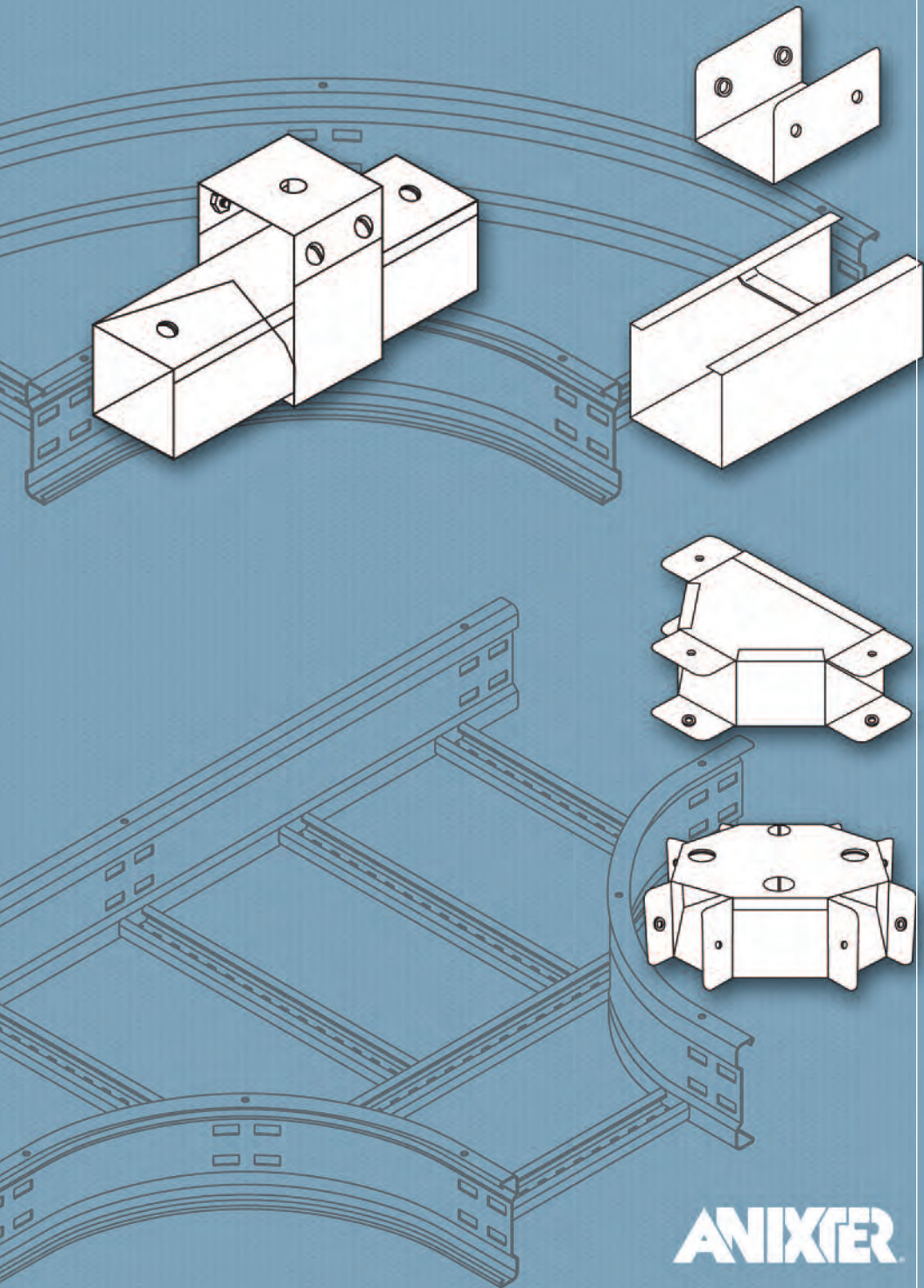
TBL



Lid (3 Metre Length)

LID





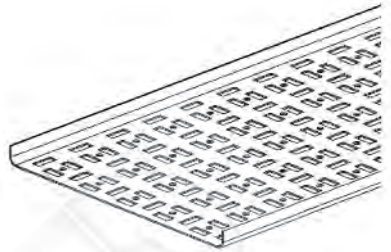
ANIXER

Pre Galvanised and Hot Dipped Galvanised Cable Trays

Light Duty Cable Tray 3m

Pre Galvanised

Width	Anixter Number
50mm	STDX050-PG
75mm	STDX075-PG
100mm	STDX100-PG
150mm	STDX150-PG
225mm	STDX225-PG
300mm	STDX300-PG



Other sizes available on request.

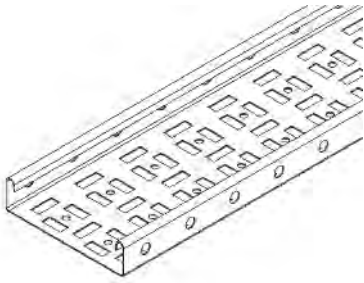
Hot Dipped Galvanised

Width	Anixter Number
50mm	STDX050-GA
75mm	STDX075-GA
100mm	STDX100-GA
150mm	STDX150-GA
225mm	STDX225-GA
300mm	STDX300-GA

Other sizes available on request.

Pre Galvanised and Hot Dipped Galvanised Cable Trays

Medium Duty Return Flange (25mm) Tray 3m



Pre Galvanised

Width	Anixter Number
75mm	RM25X075-PG
100mm	RM25X100-PG
150mm	RM25X150-PG
225mm	RM25X225-PG
300mm	RM25X300-PG
450mm	RM25X450-PG
600mm	RM25X600-PG

Other sizes available on request.

Hot Dipped Galvanised

Width	Anixter Number
75mm	RM25X075-GA
100mm	RM25X100-GA
150mm	RM25X150-GA
225mm	RM25X225-GA
300mm	RM25X300-GA
450mm	RM25X450-GA
600mm	RM25X600-GA

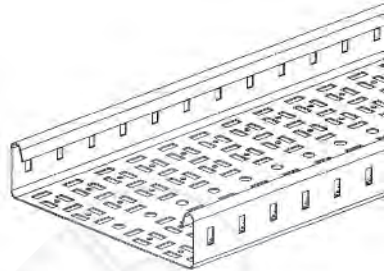
Other sizes available on request.

Pre Galvanised and Hot Dipped Galvanised Cable Trays

Heavy Duty Return Flange (50mm) Tray 3m

Pre Galvanised

Width	Anixter Number
75mm	RM50X075-PG
100mm	RM50X100-PG
150mm	RM50X150-PG
225mm	RM50X225-PG
300mm	RM50X300-PG
450mm	RM50X450-PG
600mm	RM50X600-PG



Other sizes available on request.

Hot Dipped Galvanised

Width	Anixter Number
75mm	RM50X075-GA
100mm	RM50X100-GA
150mm	RM50X150-GA
225mm	RM50X225-GA
300mm	RM50X300-GA
450mm	RM50X450-GA
600mm	RM50X600-GA

Other sizes available on request.

Pre Galvanised finish to BS EN 10143.

Hot Dipped Galvanised finish to BS EN ISO 1461: 1999.

* Stainless Steel versions in stock.

Pre Galvanised and Hot Dipped Galvanised Cable Tray Accessories

Medium Duty Return Flange (25mm)



Pre Galvanised

Width	Anixter Number
75mm	RM25X075B-PG
100mm	RM25X100B-PG
150mm	RM25X150B-PG
225mm	RM25X225B-PG
300mm	RM25X300B-PG
450mm	RM25X450B-PG
600mm	RM25X600B-PG

Hot Dipped Galvanised

Width	Anixter Number
75mm	RM25X075B-GA
100mm	RM25X100B-GA
150mm	RM25X150B-GA
225mm	RM25X225B-GA
300mm	RM25X300B-GA
450mm	RM25X450B-GA
600mm	RM25X600B-GA

1
2
3
4
5
6
7
8
9
10
11
12
13
14
15
16
17
18
19
20

16

17

18

19

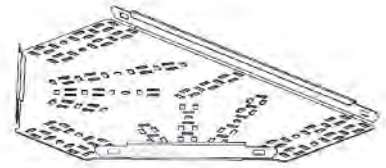
20

Pre Galvanised and Hot Dipped Galvanised Cable Tray Accessories

Medium Duty Return Flange (25mm)

Pre Galvanised

Width	Anixter Number
75mm	RM25X075ET-PG
100mm	RM25X100ET-PG
150mm	RM25X150ET-PG
225mm	RM25X225ET-PG
300mm	RM25X300ET-PG
450mm	RM25X450ET-PG
600mm	RM25X600ET-PG

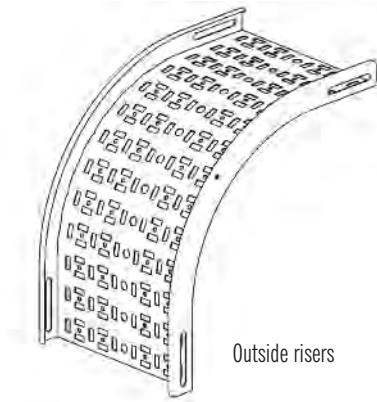


Hot Dipped Galvanised

Width	Anixter Number
75mm	RM25X075ET-GA
100mm	RM25X100ET-GA
150mm	RM25X150ET-GA
225mm	RM25X225ET-GA
300mm	RM25X300ET-GA
450mm	RM25X450ET-GA
600mm	RM25X600ET-GA

Pre Galvanised and Hot Dipped Galvanised Cable Tray Accessories

Medium Duty Return Flange (25mm)



Outside risers

Pre Galvanised

Width	Anixter Number
75mm	RM25X0750R-PG
100mm	RM25X1000R-PG
150mm	RM25X1500R-PG
225mm	RM25X2250R-PG
300mm	RM25X3000R-PG
450mm	RM25X4500R-PG
600mm	RM25X6000R-PG

Hot Dipped Galvanised

Width	Anixter Number
75mm	RM25X0750R-GA
100mm	RM25X1000R-GA
150mm	RM25X1500R-GA
225mm	RM25X2250R-GA
300mm	RM25X3000R-GA
450mm	RM25X4500R-GA
600mm	RM25X6000R-GA

1
2
3
4
5
6
7
8
9
10
11
12
13
14
15
16
17
18
19
20

16

17

18

19

20

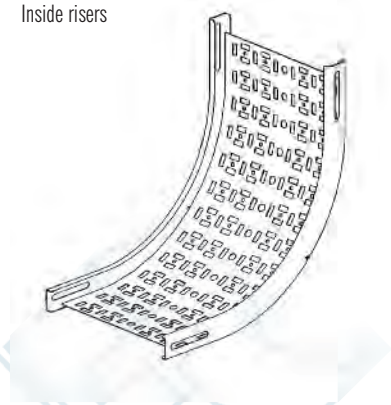
Pre Galvanised and Hot Dipped Galvanised Cable Tray Accessories

Medium Duty Return Flange (25mm)

Pre Galvanised

Width	Anixter Number
75mm	RM25X075IR-PG
100mm	RM25X100IR-PG
150mm	RM25X150IR-PG
225mm	RM25X225IR-PG
300mm	RM25X300IR-PG
450mm	RM25X450IR-PG
600mm	RM25X600IR-PG

Inside risers

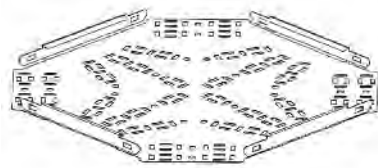


Hot Dipped Galvanised

Width	Anixter Number
75mm	RM25X075IR-GA
100mm	RM25X100IR-GA
150mm	RM25X150IR-GA
225mm	RM25X225IR-GA
300mm	RM25X300IR-GA
450mm	RM25X450IR-GA
600mm	RM25X600IR-GA

Pre Galvanised and Hot Dipped Galvanised Cable Tray Accessories

Medium Duty Return Flange (25mm)



Pre Galvanised

Width	Anixter Number
75mm	RM25X075EX-PG
100mm	RM25X100EX-PG
150mm	RM25X150EX-PG
225mm	RM25X225EX-PG
300mm	RM25X300EX-PG
450mm	RM25X450EX-PG
600mm	RM25X600EX-PG

Hot Dipped Galvanised

Width	Anixter Number
75mm	RM25X075EX-GA
100mm	RM25X100EX-GA
150mm	RM25X150EX-GA
225mm	RM25X225EX-GA
300mm	RM25X300EX-GA
450mm	RM25X450EX-GA
600mm	RM25X600EX-GA

1
2
3
4
5
6
7
8
9
10
11
12
13
14
15
16
17
18
19
20

16

17

18

19

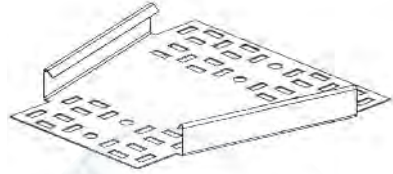
20

Pre Galvanised and Hot Dipped Galvanised Cable Tray Accessories

Medium Duty Return Flange (25mm)

Pre Galvanised

Width	Anixter Number
100mm	RM25X100/****SR-PG
150mm	RM25X150/****SR-PG
225mm	RM25X225/****SR-PG
300mm	RM25X300/****SR-PG
450mm	RM25X450/****SR-PG
600mm	RM25X600/****SR-PG



**** Please specify width

Hot Dipped Galvanised

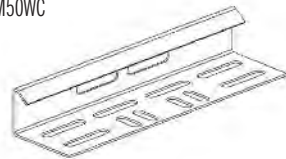
Width	Anixter Number
100mm	RM25X100/****SR-GA
150mm	RM25X150/****SR-GA
225mm	RM25X225/****SR-GA
300mm	RM25X300/****SR-GA
450mm	RM25X450/****SR-GA
600mm	RM25X600/****SR-GA

**** Please specify width

Pre Galvanised

Bar Coupler	RM25X/BC-PG
Wrap Around Coupler	RM25X/WC-PG

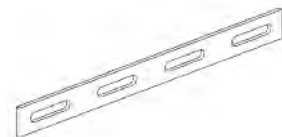
RM50WC



Hot Dipped Galvanised

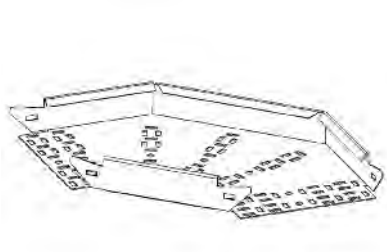
Bar Coupler	RM25X/BC-GA
Wrap Around Coupler	RM25X/WC-GA

RM50BC



Pre Galvanised and Hot Dipped Galvanised Cable Tray Accessories

Heavy Duty Return Flange (50mm)



Pre Galvanised	
Width	Anixter Number
75mm	RM50X075B-PG
100mm	RM50X100B-PG
150mm	RM50X150B-PG
225mm	RM50X225B-PG
300mm	RM50X300B-PG
450mm	RM50X450B-PG
600mm	RM50X600B-PG

Hot Dipped Galvanised	
Width	Anixter Number
75mm	RM50X075B-GA
100mm	RM50X100B-GA
150mm	RM50X150B-GA
225mm	RM50X225B-GA
300mm	RM50X300B-GA
450mm	RM50X450B-GA
600mm	RM50X600B-GA

1
2
3
4
5
6
7
8
9
10
11
12
13
14
15
16
17
18
19
20

16

17

18

19

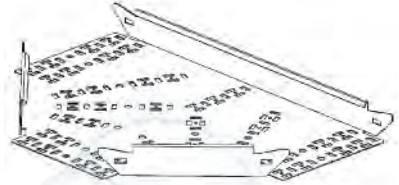
20

Pre Galvanised and Hot Dipped Galvanised Cable Tray Accessories

Heavy Duty Return Flange (50mm)

Pre Galvanised

Width	Anixter Number
75mm	RM50X075ET-PG
100mm	RM50X100ET-PG
150mm	RM50X150ET-PG
225mm	RM50X225ET-PG
300mm	RM50X300ET-PG
450mm	RM50X450ET-PG
600mm	RM50X600ET-PG



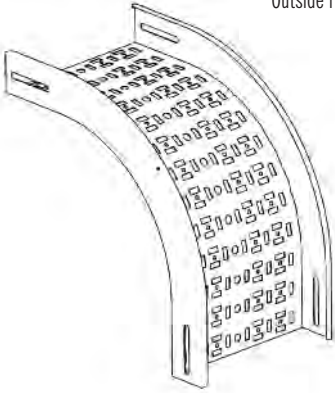
Hot Dipped Galvanised

Width	Anixter Number
75mm	RM50X075ET-GA
100mm	RM50X100ET-GA
150mm	RM50X150ET-GA
225mm	RM50X225ET-GA
300mm	RM50X300ET-GA
450mm	RM50X450ET-GA
600mm	RM50X600ET-GA

Pre Galvanised and Hot Dipped Galvanised Cable Tray Accessories

Heavy Duty Return Flange (50mm)

Outside risers



Pre Galvanised

Width	Anixter Number
75mm	RM50X0750R-PG
100mm	RM50X1000R-PG
150mm	RM50X1500R-PG
225mm	RM50X2250R-PG
300mm	RM50X3000R-PG
450mm	RM50X4500R-PG
600mm	RM50X6000R-PG

Hot Dipped Galvanised

Width	Anixter Number
75mm	RM50X0750R-GA
100mm	RM50X1000R-GA
150mm	RM50X1500R-GA
225mm	RM50X2250R-GA
300mm	RM50X3000R-GA
450mm	RM50X4500R-GA
600mm	RM50X6000R-GA

1
2
3
4
5
6
7
8
9
10
11
12
13
14
15
16
17
18
19
20

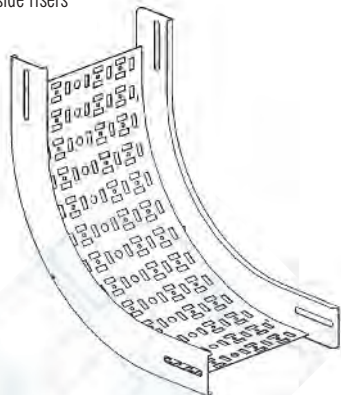
Pre Galvanised and Hot Dipped Galvanised Cable Tray Accessories

Heavy Duty Return Flange (50mm)

Pre Galvanised

Width	Anixter Number
75mm	RM50X075IR-PG
100mm	RM50X100IR-PG
150mm	RM50X150IR-PG
225mm	RM50X225IR-PG
300mm	RM50X300IR-PG
450mm	RM50X450IR-PG
600mm	RM50X600IR-PG

Inside risers

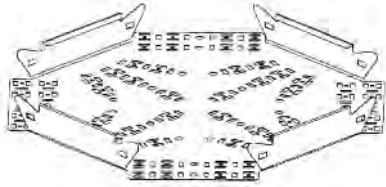


Hot Dipped Galvanised

Width	Anixter Number
75mm	RM50X075IR-GA
100mm	RM50X100IR-GA
150mm	RM50X150IR-GA
225mm	RM50X225IR-GA
300mm	RM50X300IR-GA
450mm	RM50X450IR-GA
600mm	RM50X600IR-GA

Pre Galvanised and Hot Dipped Galvanised Cable Tray Accessories

Heavy Duty Return Flange (50mm)



Pre Galvanised

Width	Anixter Number
75mm	RM50X075EX-PG
100mm	RM50X100EX-PG
150mm	RM50X150EX-PG
225mm	RM50X225EX-PG
300mm	RM50X300EX-PG
450mm	RM50X450EX-PG
600mm	RM50X600EX-PG

Hot Dipped Galvanised

Width	Anixter Number
75mm	RM50X075EX-GA
100mm	RM50X100EX-GA
150mm	RM50X150EX-GA
225mm	RM50X225EX-GA
300mm	RM50X300EX-GA
450mm	RM50X450EX-GA
600mm	RM50X600EX-GA

1
2
3
4
5
6
7
8
9
10
11
12
13
14
15
16
17
18
19
20

16

17

18

19

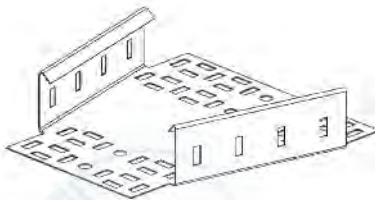
20

Pre Galvanised and Hot Dipped Galvanised Cable Tray Accessories

Heavy Duty Return Flange (50mm)

Pre Galvanised

Width	Anixter Number
100mm	RM50X100/****SR-PG
150mm	RM50X150/****SR-PG
225mm	RM50X225/****SR-PG
300mm	RM50X300/****SR-PG
450mm	RM50X450/****SR-PG
600mm	RM50X600/****SR-PG



**** Please specify width

Hot Dipped Galvanised

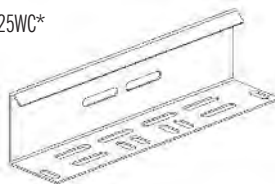
Width	Anixter Number
100mm	RM50X100/****SR-GA
150mm	RM50X150/****SR-GA
225mm	RM50X225/****SR-GA
300mm	RM50X300/****SR-GA
450mm	RM50X450/****SR-GA
600mm	RM50X600/****SR-GA

**** Please specify width

Pre Galvanised

Bar Coupler	RM50X/BC-PG
Wrap Around Coupler	RM50X/WC-PG

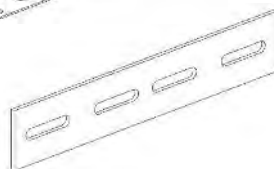
RM25WC*

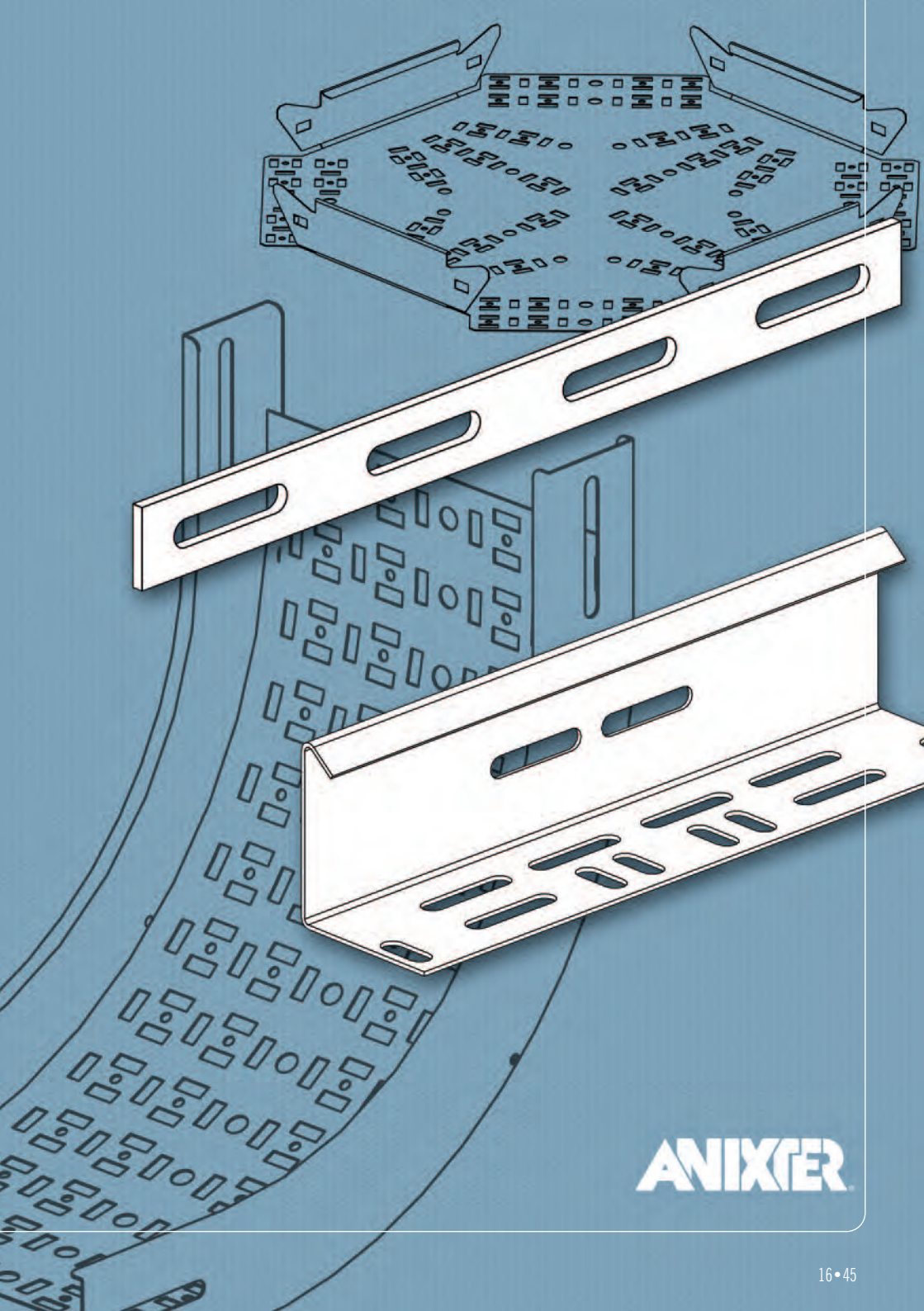


Hot Dipped Galvanised

Bar Coupler	RM50X/BC-GA
Wrap Around Coupler	RM50X/WC-GA

RM25BC





ANIXER

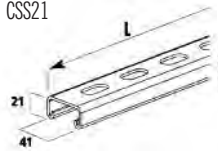
Channels and Bracketery

Channel Sections and Cantilever Arms

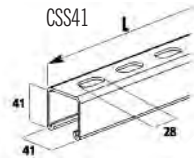
Anixter Number

CSS21/3
CSS21/6
CSS41/3
CSS41/6

CSS21



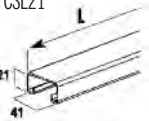
CSS41



Anixter Number

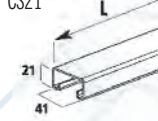
CS21/3
CS21/6
CS21/6-HDG
CS21/6-SS

CSL21



Material thickness: 1.5mm
Weight: 1.21 kg/m

CS21

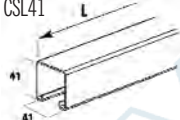


Material thickness: 2.5mm
Weight: 1.85 kg/m

Anixter Number

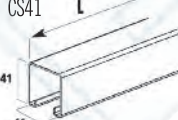
CS41/3
CS41/6
CS41/3-HDG
CS41/6-HDG
CS41/6-SS

CSL41



Material thickness: 1.5mm
Weight: 1.72 kg/m

CS41

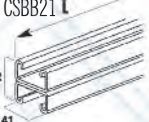


Material thickness: 2.5mm
Weight: 2.69 kg/m

Anixter Number

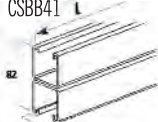
CSBB21/6
CSBB41/6
CSBB41/6-HDG

CSBB21



Material thickness: 2.5mm
Weight: 3.70 kg/m

CSBB41



Material thickness: 2.5mm
Weight: 5.38 kg/m

Channel length part numbers with /3 = 3m, /6 = 6m.

All channels are produced in accordance with BS6946-1988.

Standard finish is Pre Galvanised to BS EN 10142.

Channel length part numbers with -HDG = Hot Dipped Galvanised finish to BS EN ISO 1461.

Channel length part numbers with -SS = 316 Stainless Steel to BS EN 10088-2.

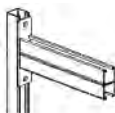
Anixter Number

CA5-150
CA5-300
CA5-450
CA5-600
CA5-750
CA5-900

CA2



CA4



CA5



Cantilever Arms are all standard in Hot Dipped Galvanised, Stainless Steel versions available, price on application.

Channels and Bracketery

Channel Brackets

FB100/--

40mm x 40mm
Weight: 15.8kgs/100

FB101

40mm x 84mm
Weight: 15.8kgs/100

FB102

40mm x 126mm
Weight: 22.5kgs/100

FB103

40mm x 168mm
Weight: 28.5kgs/100

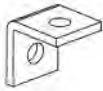
FB104

40mm x 210mm
Weight: 36.0kgs/100

Anixter Number

FB100/--
FB101
FB102
FB103
FB104

FB111

42mm x 57mm
Weight: 15.8kgs/100

FB111/A

48mm x 50mm
Weight: 15kgs/100

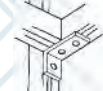
FB112

102mm x 42mm
Weight: 24.0kgs/100

FB112/A

93mm x 50mm
Weight: 24.0kgs/100

FB113

90mm x 57mm
Weight: 23.5kgs/100

Anixter Number

FB111
FB111/A
FB112
FB112/A
FB113

FB113/A

96mm x 50mm
Weight: 30.9kgs/100

FB114

102mm x 86mm
Weight: 31kgs/100

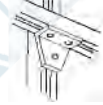
FB115

102mm x 86mm
Weight: 40.2kgs/100

FB117

106mm x 42mm
Weight: 43.5kgs/100

FB118

42mm x 57mm
Weight: 31.0kgs/100

Anixter Number

FB113/A
FB114
FB115
FB117
FB118

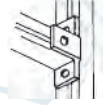
FB120

130mm x 105mm
Weight: 72.5kgs/100

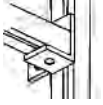
FB121

90mm x 138mm
Weight: 34.5kgs/100

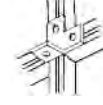
FB122

138mm x 50mm
Weight: 34.5kgs/100

FB123

89mm x 50mm
Weight: 34.5kgs/100

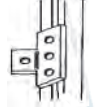
FB124

89mm x 50mm
Weight: 34.5kgs/100

Anixter Number

FB120
FB121
FB122
FB123
FB124

FB125

138mm x 89mm
Weight: 30.9kgs/100

FB126

82mm x 82mm
Weight: 22.0kgs/100

FB127/21

172mm x 40mm
Weight: 65.6kgs/100

FB127/41

172mm x 50mm
Weight: 98.5kgs/100

FB128

96mm x 50mm
Weight: 24.0kgs/100


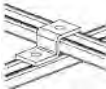
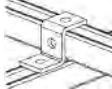

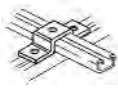
Anixter Number






FB125
FB126
FB127/21
FB127/41
FB128






All brackets are finished in Hot Dipped Galvanised.
Stainless Steel versions available. Price on application.

Channels and Bracketery

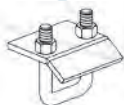
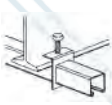
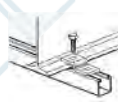


Channel Brackets and Beam Clamps

Anixter Number	FB129/--	FB130	FB131	FB132	FB133
FB129/--					
FB130	108mm x 72mm Weight: 33.5kgs/100	27mm x 90mm Weight: 18.0kgs/100	47mm x 90mm Weight: 20.5kgs/100	85mm x 90mm Weight: 28.5kgs/100	27mm x 136mm Weight: 29.5kgs/100
FB131					
FB132					
FB133					

Anixter Number	FB134	FB136	FB137	FB138	FB139
FB134					
FB136	142mm x 47mm Weight: 35.0kgs/100	89mm x 136mm Weight: 53.0kgs/100	178mm x 47mm Weight: 42.0kgs/100	138mm x 138mm Weight: 41.5kgs/100	90mm x 148mm Weight: 43.5kgs/100
FB137					
FB138					
FB139					

Anixter Number	FB140	FB141	FB144	FB145	FB147
FB140					
FB141	96mm x 47mm Weight: 30.0kgs/100	86mm x 86mm Weight: 29.1kgs/100	86mm x 47mm Weight: 22.5kgs/100	86mm x 47mm Weight: 22.5kgs/100	50mm x 50mm Weight: 30.0kgs/100
FB144					
FB145					
FB147					

Beam Clamps

Anixter Number	2 Part Clamp	Window*	BC004*	BC005*	BC006*
BC003					
BC011					
BC001					
BC002*					
BC002/A*					
BC002/B*	Various	Various	50mm x 50mm Weight: 20.0kgs/100	190mm x 50mm Weight: 50.9kgs/100	50mm x 50mm Weight: 19.0kgs/100
BC004*	App. Weight: 51kgs/100	App. Weight: 45kgs/100			
BC005*	BC003 (41 x 41) BC011 (41 x 21) BC001 (41 x 82)	BC002 (41 x 41) BC002a (41 x 21) BC002b (41 x 82)			
BC006*					

Anixter Number	BC007	BC009	U BOLTS	CPH1040 Cone Points
BC007				
BC009	76mm x 50mm Weight: 13.9kgs/100	Weight: 39.9kgs/100	UB41 (41 X 41) UB21 (41 X 21) UB82 (41 X 82)	50mm x 50mm Weight: 30.0kgs/100
UB41				
UB21				
UB82				
CPH1040				

All Beam clamps marked *, are complete with Cone Point Setscrew

All brackets are finished in Hot Dipped Galvanised
Stainless Steel versions available. Price on application.

Channels and Bracketery

Base Plates and Channel Ancillaries

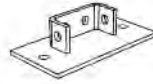
FB105



FB106



FB107



Anixter Number

FB105
FB106
FB107

FB109/41 Single



FB109/82 Double



Anixter Number

FB109/41
FB109/82

Internal Couplers



IJP143 (41 x 41mm)
IJP144 (41 x 21mm)

Channel Cover Strip



CS1950 PVC white
CS1951 Steel

Anixter Number

JPI43
JPI44
PVCLID
GALVLID

End Caps 41 x 21



CEC1952 black
CEC1954 white

End Caps 41 x 41



CEC1953 black
CEC1955 white

Anixter Number

CEC1952
CEC1953
CEC1954
CEC1955



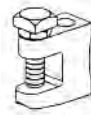
Cable Tray Stand Off Brackets TSB



Cable Tray Overhead Hanger Brackets OHB



Cable Tray Copper Earth Braids CTB



G Clamp BC010/10

Anixter Number

TSB50A/G
TSB75A/G
TSB100A/G
TSB150A/G
TSB225A/G
TSB300A/G
CTEB
BC010/10



Purlin Clip FB149



Lighting Adaptor TLF1



Channel Suspension TLF2



Beam Clamp FB146

Anixter Number

FB149
TLF1
TLF2
FB146



Channel Bend CS4160



Channel Tree CS4161



Channel Crossover CS4165

Anixter Number

CS4160
CS4161
CS4165

Channels and Bracketery

Channel Nuts, Bolts, Nuts, Washers and Fixings

Channel Nuts No Spring



Anixter Number
CNP6
CNP8
CNP10
CNP12

Channel Nuts Short Spring



Anixter Number
CNS6
CNS8
CNS10
CNS12

Channel Nuts Long Spring



Anixter Number
CNL6
CNL8
CNL10
CNL12

Hex Full Nuts



Anixter Number
HXN6
HXN8
HXN10
HXN12

Roofing Nuts & Bolts



Anixter Number
RNB612
RNB616
RNB620
RNB625

Longer sizes available.

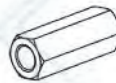
Set Screws



Anixter Number
SS6**
SS8**
SS10**
SS12**

** Please state thread length.

Threaded Rod Connectors



Anixter Number
RSC6
RSC8
RSC10
RSC12

Wedge Nuts



Anixter Number
WN6
WN8
WN10
WN12

Flat Washers



Anixter Number
FW6
FW8
FW10
FW12

Penny Washers



Anixter Number
PW625
PW632
PW825
PW1025

Shakeproof Washers




Anixter Number
SW6
SW8
SW10
SW12

Drop in Anchors



Anixter Number
WA6
WA8
WA10
WA12

Threaded Rod 3m



Anixter Number
TRS6
TRS8
TRS10
TRS12

All parts are BZP finished.
Other finishes e.g. Stainless Steel, available.

Anixter Part Numbers Explained

On this page the first number in any part denotes the thread size, if there are numbers after it this is the thread length or washer size. e.g. SS1025 is a M10 x 25mm Set Screw. PW1025 is a M10 Penny Washer, 25mm diameter.