



**CELLULAR  
COMMUNICATIONS**

**COMMERCIAL  
SECURITY**

**FIRE ALARMS  
& DEVICES**

**CONNECTED HOME  
& BUSINESS**

**TECH, VIDEO &  
ACCESS ADD-ONS**




**NAPCO**  
SECURITY TECHNOLOGIES

# Table of Contents

“ At Napco, we appreciate the continued loyalty of our security professional customers and hearing from you – what you like about our products &/or what you'd like to see next. Included here is some of that feedback along with some fast market facts. Thanks for the support. ”

<b>COMMERCIAL FIRE SYSTEMS</b>	
Firewolf Fire Alarm Systems, Devices, <b>Configurations &amp; Diagram</b> .....	1 & 2
FireLink FACP with Cellular Built-in .....	3
<b>COMMERCIAL INTEGRATED SECURITY SYSTEMS</b>	
Napco Commercial GEMC-Series Integrated Security/Fire/Access Control Platform, <b>Configurations &amp; Diagram</b> .....	4 & 5
Napco Commercial Systems and Firewolf & FireLink Fire Alarms Ordering Info.....	6
<b>CELLULAR COMMUNICATION SOLUTIONS</b>	
StarLink Fire Sole & Dual Path Cell/IP Communicators & Ordering Info. ....	7 & 8
StarLink <b>Line Model Comparison</b> & Ordering, Commercial Fire, Intrusion & Connected Home/Business Applications .....	9
StarLink Intrusion Cellular Communicators & Ordering Info.....	10
StarLink Connect Cell/IP Communicator Hub, StarLink Connect DL Download model, <b>Model Comparison</b> .....	11 & 12
Omni X Universal Indoor/Outdoor Extended Cellular Antenna Kits with Cable & Mounting & Ordering Info.....	13
<b>TECH, VIDEO &amp; RMR ADD-ON ACCESSORIES</b>	
iBridge Touch Multifunction Touchscreens for Security/Video/Smart Home & Business .....	14
iBridge Video Pro IP Cameras, App & MMS Alerts.....	15
iBridge Video Doorbell & App .....	16
iBridge Video <b>Line Model Comparison</b> , Specifications, Ordering Info. ....	17
iBridge App & Notifications for Smart Business, Remote Video & Connected Home .....	18
<b>RESIDENTIAL CELLULAR ALARM SYSTEMS</b>	
iSecure All-Inclusive, Ultra-Competitive Cellular Alarm Systems, <b>Kit Configurations, Accessories &amp; Ordering</b> .....	19, 20, 21
<b>HYBRID SECURITY SYSTEMS</b>	
Gemini Security Systems, Panels, Accessories, Ordering Info., <b>Line Model Comparison</b> .....	22 & 23
Gemini Keypads & User Interfaces .....	24 & 25
Gemini Wireless Receivers, Sensors & Transmitters.....	26
Gemini Security System <b>Configuration Diagram</b> .....	27
Hardwired PIR & Adaptive Dual Technology Motion Sensors.....	28
<b>About Us</b>	
Napco Security Technologies.....	29, Back Cover



**Free Pro Trainings in the Field & Online Nationwide, Many CEU-accredited.**



[www.napcosecurity.com/seminars](http://www.napcosecurity.com/seminars)



## Fire Alarm Systems & Devices

“ These FACP’s are a perfect fit for a lot of applications. We can do a few fire zones of both conventional and addressable, and they have wireless, expandability and lots of power when they’re needed. Techs like the ease & big can. I like the great value. ”



“ Solid Analog-Addressable 24V Fire Panels & Value Out-of-the Box – There are less modules, parts and pieces to buy, install and find places for on the wall... plus Firewolf Panels support conventional devices at same. ”

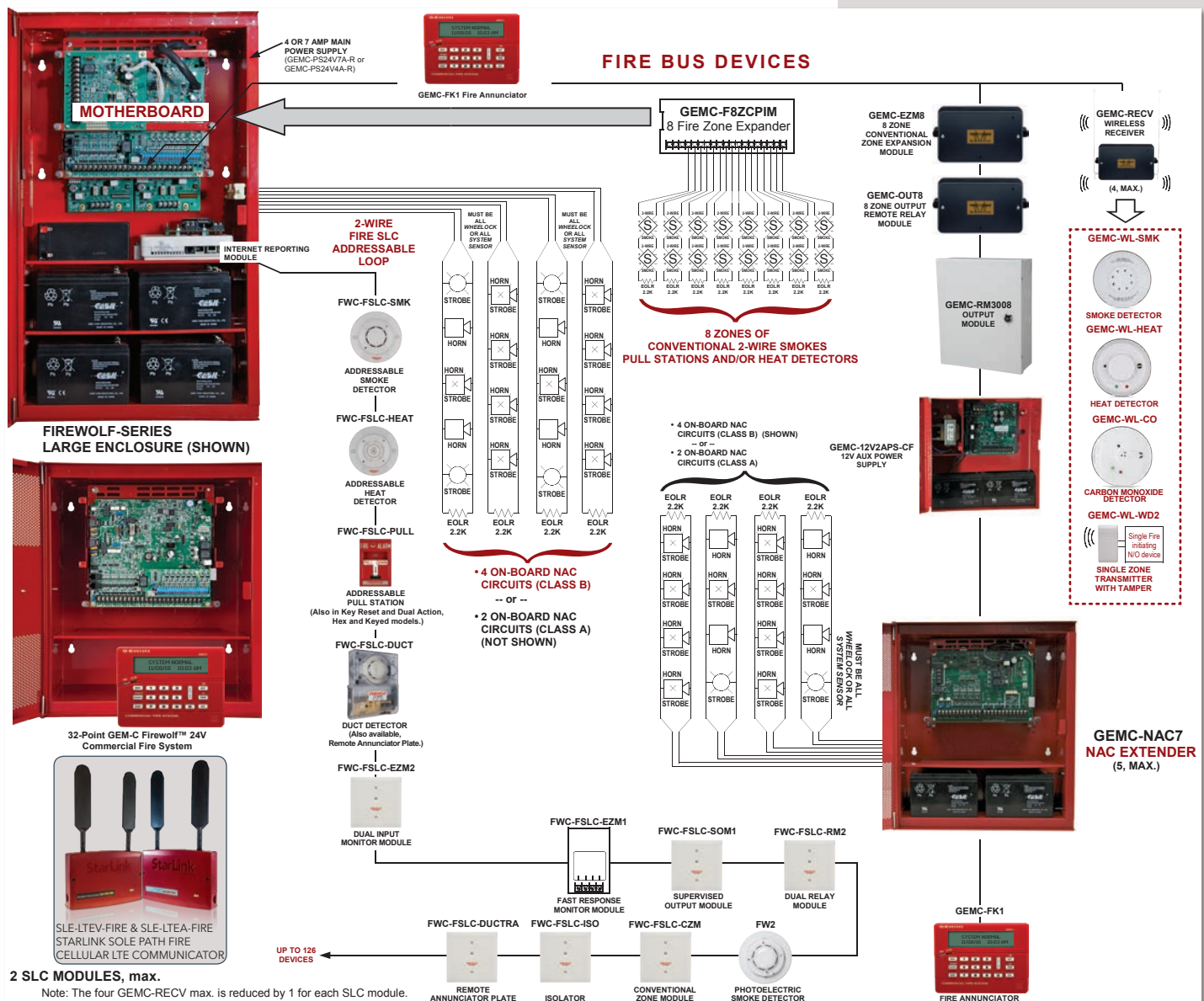
### Features:

- **Up to 96 outputs** - 4 on board Class B NACs, Expandable to 24 NAC (or 2 on board Class A NAC circuits) 2 amps each, total 6.5A at 24V
  - Fire 4-wire bus devices:
    - 8 zone Form C relays (**GEMC-RM3008**);
    - 8 open collector outputs (**GEMC-OUT8**).
    - UL-Regulated outputs.
- **Up to 255 Zone Inputs** - From addressable, conventional or wireless initiating devices
  - **2ea. 126pt addressable SLC loops**
  - Conventional 8-zone EZM expansion modules on 4-wire bus or SLC Loops (**GEMC-EZM8**)
  - Conventional 1-or 2-point expansion modules for fire SLC loops (**FWC-FSLC-EZM1** or **-EZM2**)
  - Conventional 2- or 4-wire smoke detector for fire SLC loop (**FWC-FSL-CZM**)
  - **Assorted Commercial Wireless Fire Devices with 255-Pt. RF Receiver (GEMC-RECV)**
- **Built in Sync/Strobe/Horn Module** (System Sensor & Wheelock protocols)
- **Built in dual line DACT**
- Optional TCP/IP reporting
- **Optional Cellular Commercial Fire Dual or Sole Path LTE Cell Reporting with StarLink Fire™ Communicators (see pg 7)**
- **New! Cloud-based Programming** (used in conjunction with Cellular Communicator (above))
- 2 Onboard Serial Ports - One for internet reporting; One for high-speed local downloading
- Powerful battery capacity up to 32Ah total
- **Longer SLC loop lengths, support more device loads each**, too (see below for distance at maximum device load in alarm/standby each):
  - 10,000 ft. #14AWG • 6,200 ft. #16AWG • 4,000 ft. #18AWG
- Comprehensive local and remote programming & diagnostics
- Printable AHJ reports of analog device sensitivity settings with current readings (uploadable)
- **Regulated Auxiliary Power Supply** - Commercial fire, 12V regulated 2A
- **Addressable SLC Loop Isolator Option (FW-FSLC-ISO)** For use on some fire applications requiring increased circuit integrity, e.g., meets Class A, Style 7 loop requirements.
- **Easy Wire Compatibility** - Addressable SLC controller supports shielded, unshielded, twisted and untwisted wire - ideal for retrofits
- **Support for Legacy and Existing Notification Appliances** - One NAC output configurable for 12V for easy retrofit compatibility
- **Choice of two enclosures** - Between the studs enclosures, recess or surface mount
  - Larger version supports up to 32 AH at 24V. Dimensions: 24" x 14.25" x 5.2" (H x W x D) without cover. Removable battery shelves, accommodate pairs of 7Ah, 7.5Ah and 8Ah batteries
  - Medium Enclosure - supports 16 AH at 24V. Dimensions: 16" x 14.25" x 5.2" (H x W x D) without cover. (\*Note: Only 1 SLC is accommodated.) 16Ah battery backup capacity
- **Compliances:** NFPA 72, UL Commercial Fire, UL864, UL985, CSFM, LAFD and NYC FD



Optional 7A NAC Extender for universal FACP use & with Firewolf, see pg 6

	FIREWOLF FIRE SYSTEMS				FIRELINK CELL/FACP		
	KIT: GEMC-FW-255KT	KIT: GEMC-FW-128KT	KIT: GEMC-FW-32KT	KIT: GEMC-FW-32CONVKT	FireLink FL-FACP-32-LTEVS	FireLink FL-FACP-32-LTEVI	FireLink FL-FACP-32-LTEAI
<b>Voltage</b>	24V	24V	24V	24V	24V	24V	24V
<b>Zones/Pts; Max w/Expansion</b>	8; 255	8; 128	8; 32	8; 32	8; 32	8; 32	8; 32
<b>Addressable</b>	✓	✓	✓	—	✓	✓	✓
<b>Conventional</b> (12V or 24V devices)	✓	✓	✓	✓	✓	✓	✓
<b>Wireless</b>	✓	✓	✓	—	✓	✓	✓
<b>Special Features</b>	—	—	—	8-Zn 2-wire Fire input mod. incld	StarLink Fire® Cellular onboard	StarLink Fire® Cellular/IP onboard	StarLink Fire® Cellular/IP onboard
<b>Programming</b>	Up/Downloading or Cloud-based used w/ StarLink Fire	Up/Downloading or Cloud-based used w/ StarLink Fire	Up/Downloading or Cloud-based used w/ StarLink Fire	Up/Downloading	Preprogrammed 8 zones; Up/Downloading or Cloud-Programming	Preprogrammed 8 zones; Up/Downloading or Cloud-Programming	Preprogrammed 8 zones; Up/Downloading or Cloud-Programming
<b>NACs /Max. NACs</b> (Class B)	4; up to 24	4; up to 24	2; up to 22	2; up to 22	2; up to 22	2; up to 22	2; up to 22
<b>Notification Power</b>	6.5A	6.5A	4A	4A	—	—	—
<b>Power Supply</b>	7A, 24V	7A, 24V	4A, 24V	4A, 24V	4A, 24V	4A, 24V	4A, 24V
<b>Horn /Strobe Sync on NACs</b> (Wheelock/Sys Sensor protocol)	✓	✓	✓	✓	✓	✓	✓
<b>DACT w/TCP-IP option</b>	2	2	2	2	—	—	—
<b>Cell &amp;/or IP</b>	—	—	—	—	Sole Path LTE Cellular	Dual Path Cell/IP	Dual Path Cell/IP
<b>Annunciator</b>	GEMC-FK1 incd	GEMC-FK1 incd	GEMC-FK1 incd	GEMC-FK1 incd	On Door	On Door	On Door
<b>Housing</b>	16 x 25", Removable Door, Locking, Flush or Surface Mt.	16 x 25", Removable Door, Locking, Flush or Surface Mt.	16 x 17", Removable Door, Locking, Flush or Surface Mt.	16 x 17", Removable Door, Locking, Flush or Surface Mt.	16 x 17", Removable Door, Locking, Flush or Surface Mt.	16 x 17", Removable Door, Locking, Flush or Surface Mt.	16 x 17", Removable Door, Locking, Flush or Surface Mt.
<b>Max. Battery</b>	32AH	32AH	16AH	16AH	16AH	16AH	16AH
<b>Compliances</b>	NFPA 72, UL UL864 9th Ed., UL985, CSFM, NYCFD	NFPA 72, UL UL864 9th Ed., UL985, CSFM, NYCFD	NFPA 72, UL UL864 9th Ed., UL985, CSFM, NYCFD	NFPA 72, UL UL864 9th Ed., UL985, CSFM, NYCFD	UL 864 10th Ed., UL 1635 & NFPA 72 (2016, 2013, 2010, 2007); CSFM, NYCFD	UL 864 10th Ed., UL 1635 & NFPA 72 (2016, 2013, 2010, 2007); CSFM, NYCFD	UL 864 10th Ed., UL 1635 & NFPA 72 (2016, 2013, 2010, 2007); CSFM, NYCFD



## Integrated Fire Alarm Control Panel w/ StarLink Fire Cell Built In

“ This all-in-one fire alarm means we don't have to worry about adding a cell communicator... saving us time, labor & equipment. The preprogrammed setup makes it great for conventional water flow right out of the box, as it sits, and we do a lot of those. ”

Award-winning FireLink Integrated 8-32Pt Fire Alarm Control Panels with built in StarLink Cellular & Menu Driven Annunciator will save you both time & money, while offering a new RMR stream from Fire. FireLink™ starts off as an 8 conventional point, all-in-one cellular FACP solution, preprogrammed, ready-out-of-the-box, for winning more fire alarm accounts.

Be more competitive, meeting today's NFPA/UL code, with proven StarLink Fire LTE sole or dual path reporting built in, and make new RMR while saving fire accounts thousands of dollars vs. 2 landlines. Value-packed, featuring built-in LCD Annunciator, onboard horn/strobe sync module, 4A power supply & expandability up to 32 points with conventional, commercial wireless or addressable devices, cloud- or PC-programmed. For the best reliability coast-to-coast, FireLink and all StarLink LTE's offer a choice of AT&T or Verizon Networks, Signal Boost™ and dual diversity, precision LTE antennae design, maximizing signal acquisition and null-avoidance even in fringe areas. Also, with StarLink Inside, dealers can enjoy the industry's most generous cellular tradeup incentive.

- **Firewolf 8 Zone 24V Conventional Commercial Fire Alarm Control Panel with**
  - Built-in StarLink Fire® Sole or Dual Path, LTE Cellular Alarm Communicator onboard
  - Built-in Integral menu-driven LCD annunciator
  - EZ 8 Zones Preprogrammed out-of-the-box - *Ideal waterflow panel*
- Expansion up to 32 zones, with mix/match of conventional, wireless or addressable devices
- **New! Cloud-Based Programming option for expansion or custom programming** (in addition to PC Quickloader Software)
- 2 onboard NACs providing up to 4A notification power
- 4A, 24V power supply
- **New! Sole Path Cellular or Dual Path Cell/IP Models**
- **Choice of AT&T or Verizon LTE network coverage for LTE (Long Term Evolutions) longest cellular lifespan nationwide, dependable StarLink LTE performance with dual diversity antennae & Signal Boost circuitry**
- **Prematched, prewired components, optimized and integrated in all-in-one compliant system - Easier AHJ inspections, fewer concerns over cross-listed devices**
- **Compliances** - UL 864 10th Ed., UL 1635 & NFPA 72 Eds. 2016, 2013, 2010, 2007, CSFM, LAFD, FDNY COA

### Conveniently Preprogrammed - Default Program

- **Zone 1** Waterflow
- **Zone 2** Supervisory (Tamper)
- **Zone 3** Conventional Fire Zone
- **Zone 4** Conventional Fire Zone
- **Zone 5** Conventional Fire Zone
- **Zone 6** Conventional Fire Zone
- **Zone 7** Conventional Fire Zone
- **Zone 8** Supervisory (Cell/IP Communicator Trouble)
- **Plus Expansion** up to 32 Zones/Pts

### FACP Expansion Options:

- Expandable with conventional, SLC addressable or commercial wireless devices
- Main FACP board supports 1 Addressable Fire SLC (addressable Signaling Line Circuit controllers)
- Fire 4-wire bus for annunciators and non-SLC (conventional) devices, including 12V devices
- Supports up to 6 additional Red fire annunciators, GEMC-FK1, mounted anywhere on the bus (flashable/updatable firmware)
- Addressable SLC Loop Isolator (opt. use - for fire applications requiring increased circuit integrity, e.g., meets Class A, Style 7 loop requirements.
- SLC Fire Devices supported: Analog smoke detector, analog heat detector, duct detector, pull station, conventional zone module & short circuit isolator

### Ordering Information:

**FL-FACP32-LTEV** FireLink 8 Zone 24V Conventional Commercial Fire Alarm Control Panel with onboard StarLink Fire® **Sole Path, Verizon** LTE Cellular Alarm Communicator and integral menu-Driven LCD annunciator, w/ 4 Amp, 24V Power Supply.

**FL-FACP32-LTEA** As above but **Sole Path AT&T LTE Network**.

**FL-FACP32-LTEVI** FireLink Control Panel, as above, but with onboard StarLink Fire® **Dual Path Verizon Cell/IP, LTE** Alarm Communicator

**FL-FACP32-LTEAI** FireLink Control Panel, as above, but with onboard StarLink Fire® **Dual Path, AT&T Cell/IP LTE** Alarm Communicator

### Features:

- **FACP:** 8 to 32 Zone Conventional Fire Alarm Control Panel (Firewolf®), 8 conventional fire zones, suitable for 2-wire fire, expandable to 32; 2 programmable NAC circuits, 2A max @ 24V
- **Annunciator:** Menu-driven operation with backlit custom alphanumeric display and functionality for Reset, Acknowledge, Silence (with disable).
- Sole Path or Dual Path Cell/IP LTE Cellular Communicator, Commercial Fire (StarLink Fire®) Onboard: Reports on choice of cyberprotected multibillion-dollar cellular LTE (long term evolution) networks, for maximum longevity, security & liability protection, code-compliant, replaces 2 POTs lines
- **Reports to any Central Station**, via dial up or IP, without any special equipment.
- Integrated sync and smart operation support on each NAC for System Sensor™ and Wheelock® Notification Devices
- Power Supply, 4A @ 24V
- Regulated Auxiliary Power Supply - Commercial fire, 12V regulated 2A
- 2 Onboard serial ports - one for high-speed local downloading
- Preprogrammed, or optional Quickloader® Software custom programmable.
- **New!** Cloud-based programming for all zones/features
- **Locking Mercantile Enclosure for surface mount\* or recess mounting** (between the studs) 16"x 14.25" x 5.2" (H x W x D) without cover. Houses up to 16Ah @ 24V battery backup capacity. \* Note: For flush mount applications, use external antennae (see ordering info.)
- 36-Month Napco Warranty

For Firewolf & FireLink models & options, also see chart pg 2 and Ordering pg 6



# Napco Gemini Commercial™ Integrated Platform

“ The GEMC Line gives us the ability to do the different technologies (conventional, analog addressable and wireless) all from the same panel. Plus, being able to add on Burg. (module) and up to 8 doors of Access Control, makes us more flexible & competitive in all requirements. ”

## Features:

- **Up to 255 Zones Points** from addressable, conventional or wireless initiating devices (in up to 8 partitionable areas)
  - > 2ea. 126pt addressable SLC burglary or fire loops using Fire Addressable SLC Loop Controller (GEMC-FWSLC) or Burg Loop Controller (GEM-CBSLC)
  - > Conventional 8-zone EZM expansion modules on 4-wire burg or fire bus (GEMC-EZM8)
  - > Conventional 1-or 2-point expansion modules for fire SLC loops (FWC-FSLC-EZM1 or -EZM2)
  - > Conventional 2- or 4-wire smoke detector module for fire SLC loop (FWC-FSL-CZM)
  - > Assorted Commercial Wireless Fire Devices with 255-Pt. RF Receiver (GEMC-RECV)
- **Up to 96 outputs** - 4 on board Class B NACs, Expandable to 24 NAC (or 2 on board Class A NAC circuits) 2 amps each, total 6.5 amps at 24V
  - > Fire 4-wire bus devices: 8 zone form C relays (GEMC-RM3008); 8 open collector outputs (GEMC-OUT8). UL-Regulated outputs.
- **Up to 8 doors of Access Control with Access Control Module Option & Free Enduser Management Software**
- **Built in Sync/Strobe/Horn Module** (System Sensor & Wheelock protocols)
- **Built in dual line DACT**
- **Optional TCP/IP reporting (GEMC-NLMOD2 & -W)**
- **Optional Cellular LTE Reporting with StarLink Communicators**
- **2 Onboard Serial Ports** - One for internet reporting; One for high-speed local downloading
- **Supports up to 15 Keypads, mounted anywhere on the bus. Standard Keypads (GEMC-BK1) or up to 7 Firewolf Fire Annunciators (GEMC-FK1) (only 1 fire annunciator required on fire system, enables equipment savings.)**
  - > Easy-to-use Menu- Driven backlit Gemini-style operation with custom alphanumeric display & functionality
  - > OTA firmware for updates via Quickloader program command
  - > Firewolf Fire Menu-Driven Custom Alpha Annunciators -for Reset, Acknowledge, Silence (with disable) & customizable Quick-Start Preset Program
  - > Full Keyswitch Support
- **Easy cost-effective retrofits** - supports conventional legacy devices & existing wiring (all types/gauges) shielded, unshielded, twisted and untwisted wire
- **Powerful battery capacity up to 32Ah total**
- **Isolated backup battery circuits for Burglary and Fire for EZ backup calculation and AHJ compliance;** accommodate separate backup times for burg and (extended) fire.
- **Choice of two enclosures** - Between the studs enclosures, recess or surface mount
  - > Larger version supports up to 32 AH at 24V. Dimensions: 24" x 14.25" x 5.2" (H x W x D) without cover. Removable battery shelves, accommodate pairs of 7Ah, 7.5Ah and 8Ah batteries
  - > Medium Enclosure - supports 16 AH at 24V. Dimensions: 16" x 14.25" x 5.2" (H x W x D) without cover. (\*Note: Only 1 SLC is accommodated.) 16Ah battery backup capacity
- **Compliances** - NFPA 72, UL Commercial Fire, UL864 10th Ed., SIA CP01, UL985. UL household & commercial burg.: UL1610, UL609, UL365, UL1023. CSFM

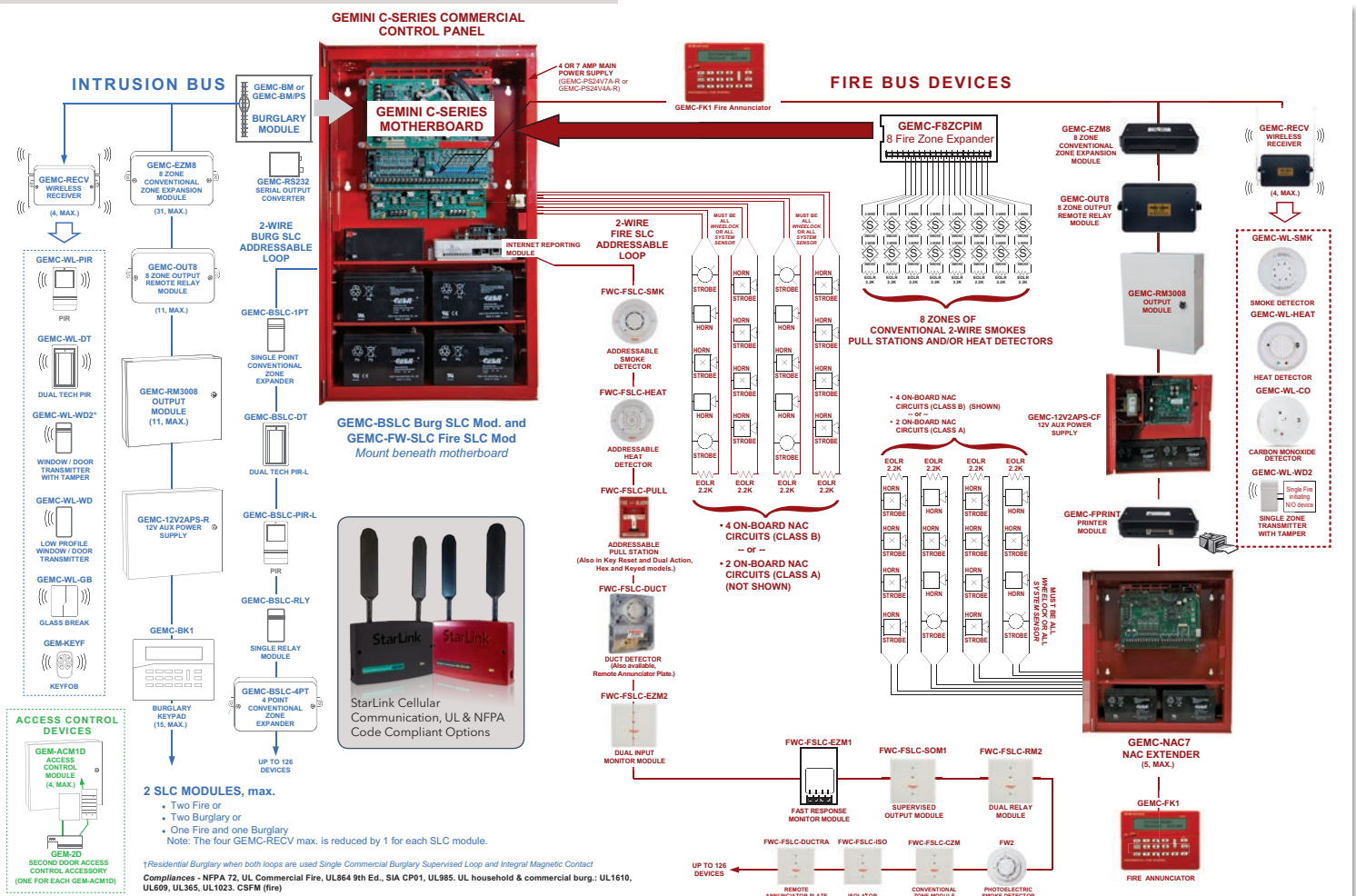
Also see GEMC Intrusion/Burg Configurations, in 96, 128 or 255 points. See Kits pg 5



“ Easily, Economically Add on Access Control, from 1 - 8 doors to any GEMC- or Large Gemini System. An easy modular self-contained addition to add expandable HID or Gemini Prox card access control capability to addressable/conventional security systems. Single-site programming and shared database, fast transaction speeds. #GEM-ACMIDKIT ”

## Gemini Commercial Integrated &/or Intrusion System Kits

	COMBINATION			BURGLARY			
	KIT: GEMC-COMBO-255KT	KIT: GEMC-COMBO-128KT	KIT: GEMC-COMBO-32KT	KIT: GEMC-BACNV255KT	KIT: GEMC-ADBRG255	KIT: GEMC-ADBRG128	KIT: GEMC-BURG96KT
<b>Voltage</b>	24V	24V	24V	24V	24V	24V	24V
<b>Zones/Pts; Max w/Expansion</b>	8; 255	8; 128	8; 32	12(8 + 4 at Keypad); 255	12(8 + 4 at Keypad); 255	12(8 + 4 at Keypad); 128	12(8 + 4 at Keypad); 96
<b>Addressable</b>	✓	✓	✓	—	✓	✓	✓
<b>Conventional</b> (12V or 24V devices)	✓	✓	✓	✓	—	—	—
<b>Wireless</b>	✓	✓	✓	—	—	—	—
<b>Areas</b>	8	8	8	7	7	7	7
<b>Intrusion</b> (Requires Keypad GEMC-BK1 not incld)	✓ Burg Module w/ Power Supply onboard (Also req. Keypad GEMC-BK1 not incld)	✓ Burg Module w/ Power Supply onboard (Also req. Keypad GEMC-BK1 not incld)	✓ Burg Module w/ Power Supply onboard (Also req. Keypad GEMC-BK1 not incld)	✓ includes Burg Module & Keypad w/ 4-Zones (GEM-BK1)	✓ includes Addressable Burg Module & Keypad w/ 4-Zones (GEM-BK1)	✓ includes Addressable Burg Module & Keypad w/ 4-Zones (GEM-BK1)	✓ includes Addressable Burg Module & Keypad w/ 4-Zones (GEM-BK1)
<b>Fire Keypad/Annunciator</b>	GEMC-FK1 incld	GEMC-FK1 incld	GEMC-FK1 incld	—	—	—	—
<b>Special Features</b>	—	—	—	Conventional Burg Config.	Intrusion-Only Config.	Intrusion-Only Config.	Intrusion-Only Config.
<b>Optional Access Control</b>	✓ Up to 8 doors access (Req. GEM-ACM1D/2D) (not incld)	✓ Up to 8 doors access (Req. GEM-ACM1D/2D) (not incld)	✓ Up to 8 doors access (Req. GEM-ACM1D/2D) (not incld)	✓ Up to 8 doors access (Req. GEM-ACM1D/2D) not incld	✓ Up to 8 doors access (Req. GEM-ACM1D/2D) (not incld)	✓ Up to 8 doors access (Req. GEM-ACM1D/2D) (not incld)	✓ Up to 8 doors access (Req. GEM-ACM1D/2D) (not incld)
<b>Programming</b>	Quickloader Up/Downloading	Quickloader Up/Downloading	Quickloader Up/Downloading	Quickloader Up/Downloading	Quickloader Up/Downloading	Quickloader Up/Downloading	Quickloader Up/Downloading
<b>NACs /Max. NACs</b> (Class B)	4; up to 24	4; up to 24	2; up to 24	—	—	—	—
<b>Notification Power</b>	6.5A	6.5A	4A	—	—	—	—
<b>Power Supply</b>	7A, 24V	7A, 24V	4A, 24V	3.5A, 12V	3.5A, 12V	3.5A, 12V	3.5A, 12V
<b>Horn /Strobe Sync on NACs</b> (Wheelock/Sys Sensor protocol)	✓	✓	✓	—	—	—	—
<b>DACT w/TCP-IP option</b>	2	2	2	2	2	2	2
<b>Cell &amp;/or IP Option</b>	✓	✓	✓	✓	✓	✓	✓
<b>Fire Keypad Annunciator</b>	GEMC-FK1 incld	GEMC-FK1 incld	GEMC-FK1 incld	—	—	—	—
<b>Housing</b>	Red 14 x 25", Removable Door, Locking, Flush or Surface Mt.	Red 14 x 25", Removable Door, Locking, Flush or Surface Mt.	Red 14 x 25", Removable Door, Locking, Flush or Surface Mt.	White 14 x 25", Door, Locking, Flush or Surface Mt.	White 14 x 25", Door, Locking, Flush or Surface Mt.	White 14 x 25", Door, Locking, Flush or Surface Mt.	White 14 x 16", Door, Locking, Flush or Surface Mt.
<b>Max. Battery</b>	32AH	32AH	32AH	32AH	32AH	32AH	16AH
<b>Compliances</b>	NFPA 72, UL UL864 9th Ed., UL985, UL 1610, UL 609, UL365, UL 1023 CSFM	NFPA 72, UL UL864 9th Ed., UL985, UL 1610, UL 609, UL365, UL 1023 CSFM	NFPA 72, UL UL864 9th Ed., UL985, UL 1610, UL 609, UL365, UL 1023 CSFM	UL985, UL 1610, UL 609, UL 365, UL 1023	UL985, UL 1610, UL 609, UL 365, UL 1023	UL985, UL 1610, UL 609, UL 365, UL 1023	UL985, UL 1610, UL 609, UL 365, UL 1023



\*Residential Burglary when both loops are used Single Commercial Burglary Supervised Loop and Integral Magnetic Contact  
 Compliances - NFPA 72, UL Commercial Fire, UL864 9th Ed., SIA CP01, UL985, UL household & commercial burg.: UL1610, UL609, UL365, UL1023, CSFM (fire)

# Ordering Info for Firewolf, Napco Commercial & FireLink (see Kits chart pgs 2 & 5)

## NAPCO COMMERCIAL COMBINATION BURGLARY/FIRE KITS

### GEMC-COMBO255KT

255 Pt GEM-C Commercial Combo. Fire/Burg System Kit, Lg, 4 NACs w/ Fire Annunciator

### GEMC-COMBO128KT

128 Pt GEM-C Commercial Combo. Fire/Burg System Kit, Lg, 4 NACs w/ Fire Annunciator

### GEMC-COMBO32KT

32 Pt GEM-C Fire/Burg System Kit, Medium, 2 NACs w/ Fire Annunciator

## NAPCO COMMERCIAL INTRUSION KITS

### GEMC-BURG96KT

96 Pt GEMC 24V Addressable Comm'l Burg System Kit, Medium, White w/ BK Keypad

### GEMC-ADBRG128

128 Pt GEMC 24V Addressable Commercial Burg System Kit, Lg., White w/ BK Keypad

### GEMC-ADBRG255

256 Pt GEMC 24V Addressable Commercial Burg System Kit, Lg., White w/ BK Keypad

### GEMC-BACNV255KT

Similar to above, but Conventional Kit, Lg. w/ BK Keypad

## FIREWOLF COMMERCIAL FACP KITS

### GEMC-FW-255KT

255 Pt 24V Firewolf FACP System Kit, Lg, 4 NACs w/ Fire Annunciator

### GEMC-FW-128KT

128 Pt 24V Firewolf FACP System Kit, Lg, 4 NACs w/ Fire Annunciator

### GEMC-FW-32KT

32 Pt 24V Firewolf FACP System Kit, Medium, 2 NACs w/Fire Annunciator

### GEMC-FW32CONVKT

Firewolf Conventional FACP Kit, Medium, w/ Fire Annunciator

## FIRELINK INTEGRATED FACP/CELL

### FL-FACP32-LTEV

Verizon LTE Network 8-32 FACP, Built-in Annunciator & Cell

### FL-FACP32-LTEA

AT&T LTE Network 8-32 FACP, Built-in Annunciator & Cell

### FL-FACP32-LTEVI

8-32 FACP Dual Path, Verizon Cell/IP model w/Annunciator

### FL-FACP32-LTEAI

8-32 FACP Dual Path, AT&T Cell/IP model w/Annunciator

## OPTIONS:

### COMMERCIAL FIRE & BURGLARY ACCESSORIES AND OPTIONS

#### GEMC-BM/PS

Burg Module w/ Power Supply, iso. 4-wire Burg bus for Burg keypads and devices, +12V power output for aux devices; iso. burg. bell output and sep. burg & fire power

#### GEMC-BM

Burg Module, as above w/o power supply

#### GEMC-FW-SLC

SLC Fire Module, supports up to 128 addressable SLC fire devices (2/sys.)

## COMMERCIAL FIRE & BURGLARY ACCESSORIES AND OPTIONS (cont'd)

### GEMC-BSLC

SLC Burg Module, supports up to 128 addressable SLC burg devices (2/sys.)

### GEMC-F8ZCPIM

8-zone 2-wire plug-in fire input module for conventional fire devices

## BURGLARY PERIPHERALS

### GEMC-BK1LCD

Burglary Keypad, with 4-zone EZM built in (Requires GEMCBM or BM/PS Module)

### GEMC-BSLC-4PT

Addressable SLC 4 point input expansion module

### GEMC-BSLC-1PT

Addressable SLC 1 point input expansion module

### GEMC-BSLC-DT

Addressable SLC Comm'l Dual Tech Microwave/PIR, 40 x 40'

### GEMC-BSLC-PIR

Addressable SLC Comm'l PIR, 50 x 50'

### GEMC-BSLC-RLY

Addressable SLC Comm'l 1Pt output module

### GEMC-WL-PIR

Gemini Comm'l Wireless PIR, 50 x 50'. (-L for low current).

### GEMC-WL-GB

Gemini Comm'l Wireless Glassbreak, Acoustic 25'

### GEMC-WL-DT

Gemini Comm'l Wireless Dual Tech Microwave/PIR, 40 x 40'. (-L for low current).

## FIRE PERIPHERALS

### GEMC-FK1LCD

Fire Red LCD Annunciator

### GEMC-WL-SMK

Gemini Comm'l Wireless Smoke, Photoelectric

### GEMC-WL-HEAT

Gemini Comm'l Wireless Heat, 135° F

## PERIPHERALS FOR COMMERCIAL FIRE AND/OR BURGLARY SYSTEMS

### GEMC-WL-WD2

Gemini Comm'l Wireless 2-input module converts any UL listed device into a UL wireless device

### GEMC-REVC

Gemini Comm'l Wireless 255 point RF Receiver (up to 4 per system, max.)

### GEMC-EZM8

8-point expansion module

### GEMC-FPRINT

Parallel printer module

### GEMC-RM3008

8 Form C Relay Output Module

### GEMC-NL-MOD

Internet Reporting Module

### GEMC-RS232

RS232 Adapter for serial output

### GEMC-OUT8

8 PGM Output Module, OC

### GEMC-KOTAMPERKT

Mercantile Tamper Kit, for large enclosures, supervised. (Not necy for flush-mounts)

## FIREWOLF PERIPHERALS

### FWC-FSLC-SMK

Addressable Analog SLC Smoke, photoelectric, head\*\*

### FWC-FSLC-HEAT

Addressable Analog SLC Heat, 135°F, head\*\*

### FWC-FSLC-DUCT

Addressable SLC Duct smoke detector, photoelectric

### FWC-FSLC-EZM2

Addressable SLC 2-zone conv expansion module. Using 1 one SLC address, creates 2 sep. contact monitoring circuits

### FWC-FSLC-EZM1

Addressable SLC 1-input conventional module, similar to usage above

### FWC-FSLC-CZM

Addressable SLC single module, for monitoring of dry contacts, i.e., pull stations and conv. Smokes

### FWC-FSLC-RM2

Addressable SLC 2-output module (req. 1 SLC address)

### FWC-FSLC-ISO

Addressable SLC Short Circuit Module. (Opt. use, for certain apps. only; meets Class A, Style 7 loop reqts.)

### FWC-FSLC-SOM1

Addressable SLC Fire supervised output module. e.g., for elevator recall, HVAC

### FWC-FSLC-PULL

Addressable SLC Pull Station, hex (+ K for key)

### FWC-FSLC-PULL2

Addressable SLC Dual Pull Station, hex (+ K for key)

### FWC-FSLC-PROG2

Tool for address-programming SLC devices

### FWC-FSLC-SMK6B\*\*

Smoke/Heat 6" Base, required for FWC-FSLC- SMK and -HEAT devices

### FWC-CNV-PULL

Conventional Pull Station, hex (+ K for key)

### FWC-CNV-PULL2

Conventional Dual Pull Station (+ K for key)

## EXTRA OPTIONS

### GEM-ACM1D

Access Control Module (1-Door expandable kit, w/power supply, provision for back up batt., in enclosure, plug-in xfmr)

### GEM-2D

Access Add-on 2 door plug-in PCB for expansion of door capacity, in above

### PCD-MANAGER

Free Enduser Access Mgt Software, for above

### GEMC-12V2APS-CF12VDC

Power Supply for Fire Bus, remote supervised. Direct 120VAC conn., supports 2ea. 12V, 7Ah standby batts

### GEMC-12V2APS-R12VDC

Power Supply for Burg. Bus, remote supervised. Powered by supplied 16.5V, 50VA plug-in transformer, supports 2ea. 12V, 7AH standby batts.

### GEM-NAC7S

Remote 4-output NAC Extender, for 6.5A ttl, or 2A, max. on any 1 output. Red 14 x 16" can, connects to 120VAC, supports 32Ah standby batts. Supervised, fire bus connection. System Sensor and Wheelock NAC synch. (5 per system, for 20 add'l NAC circuits total.) (May also be used universally on any UL approved FACP.)





## Sole & Dual Path Cellular Communicators

““ Love the fire radios. Customers kept having phone line issues, so I use them to upgrade communications reporting and meet code. I like that there's no extra power supply, can or pipe to add on, and they're preactivated so I know they'll work before we're onsite. ””



Dual Path Fire Models' new cost-effective feature set

““ The new RJ45 Jack for phone line input, instead of Tip & Ring Terminals is just what we asked for. ””



Free Commercial Fire LTE Tradeup Trifold Brochures / Mailers/Stuffers (A747)



connected by  
AT&T LTE or verizon LTE

- **Universal full event sole & dual path cellular &/or IP commercial fire alarm reporting from any FACP panel brand, virtually anywhere nationwide**
- **Code-compliant, replaces 2 POTs lines per FACP** saves thousands of dollars per year over the leased landlines
- **Supports 12V-24V FACPs** that communicate using Contact ID and 4/2 (such as on legacy panels), as primary or backup
- **Full data reporting to any Central Station nationwide, via choice of LTE Networks, Verizon® or AT&T®.** Communicate critical life and safety alarm reports on LTE (Long Term Evolution) **10+ year life, cyber-protected multi-billion dollar cellular network**, for maximum life safety & liability protection.
- **Proven to work even where other's won't - using Signal Boost™ & twin dual diversity antennas** - Max. signal acquisition & null avoidance (receives signals simultaneously on both antennas)
- **Easiest installation, powered by panel, NO extra power supply, NO extra conduit.** (Excludes Direct AC-Powered “-PS” models, with transformer option, see pg 8.) †
- **Dual Path Cellular/IP Models Save Time & Money** - Uniquely including 4 programmable EOLR zone inputs; 2 Form C Relay outputs (no extra supervision modules to buy or install); plus, 2 Telephone style jacks for easy FACP-connection. Self-supervised on 4 wires.
- **Preactivated to ensure communications** - saves time and labor onsite
- **Money-saving Tradeup incentive credit** for security professionals, on new or retrofit fire systems, i.e., tradeup missing/retired POTs lines, old radios & networks or new installations
- **Bonus: Full High-Speed Napco Panel remote uploading/downloading**
- **LED Status/Trouble Indicators** 3 Radio Status LED Indicators (visible from outside standard model housing) - Green, Signal Strength; Amber- Busy/Activation; Red-Trouble (4 additional LEDs, not visible, for network status & troubleshooting). Power LED indicator viewable on outer metal enclosure models.
- **Over-the-Air Upgradable Communicator Firmware.** Remote ability for critical/mandatory updates, without a truck-roll
- **Choice of plans** (varies by model) - check-ins from 200 seconds to 5-minutes, and from 1 hour; up to 6 hours for dual path
- **Cost-saving models and plans for any code requirement.** Dramatic savings over monthly dedicated landline charges.
- **Compliances** - NFPA 72 Editions: 2019, 2016, 2013, 2010, 2007; UL 864, 10th., UL1610, UL985, UL1023, NYCFD; CSFM; LAFD

# Fire Cell & IP Communicators


“ We like that it has its own power source and battery backup, so that it doesn't alter the battery calculations of the existing fire panel. The one with the 120VAC connection is a nice option too. ”



Complete StarLink Fire Model Ordering & Specifications											
	LTE Network	Cell	IP	WiFi Option**	Unique Onboard Labor/Cost-Saver Features	Electrical Input Patings	Inputs	Input Ratings	Outputs	Output Ratings	Other Power Supply (option)†
<b>STANDARD MODELS (ABS) 5.38 x 7.88 x 1.88" (HWD)</b>											
<b>SOLE PATH</b>											
SLE-LTEA-FIRE	AT&T	✓	-	—	—	Panel-Powered Tech'y:†† Input Voltage/Input Current: 10V = 90mA; 12-25V = 71mA, 200mA peak during transmissions	IN1, IN2, IN3	IN1: 9-25VDC Max input current 2mA IN2, IN3: 9-25VDC Max input current 1.2mA	PGM1, PGM2, PGM3	Open Collector Outputs Max 3V when active, Max 25V when not active. Max current 24mA@ 25V	—
SLE-LTEV-FIRE	connected by verizon	✓	-	—							
<b>DUAL PATH</b>											
SLE-LTEAI-FIRE	AT&T	✓	✓	✓	2 TelCo jacks for EZ FACP Connect; 4 Programmable EOLR zone inputs; 2 Form C Relay outputs (avoids reqt for supervision module)	Panel-Powered Tech'y:†† Input Voltage: 10-25VDC; Input Current: 162mA to 100mA standby; 300mA peak during transmissions	IN1, IN2, IN3, IN4, IN5	IN1: 9-25VDC Max input current 2mA IN2, IN3, IN4, IN5: 9-25VDC Max input current 1.2mA	OUT1, OUT2, PGM3	OUT1, OUT2: Dry Contact, Form C Relay, 30V AC/DC, 500mA Max PGM3: Open Collector Outputs Max 3V when active, Max 25V when active. Max current 24mA@ 25V	—
SLE-LTEVI-FIRE	connected by verizon	✓	✓	✓							
<b>MODELS IN METAL ENCLOSURE 9.63 x 11.75 x 3.38" (HWD)</b>											
<b>SOLE PATH</b>											
SLE-LTEA-CFB	AT&T	✓	-	—	2 TelCo jacks for EZ FACP Connect; 4 Programmable EOLR zone inputs; 2 Form C Relay outputs (avoids reqt for supervision module)	Panel-Powered Tech'y:†† Input Voltage/Input Current: 10V = 90mA; 12-25V = 71mA, 200mA peak during transmissions	IN1, IN2, IN3	IN1: 9-25VDC Max input current 2mA IN2, IN3: 9-25VDC Max input current 1.2mA	PGM1, PGM2, PGM3	Open Collector Outputs Max 3V when active, Max 25V when not active. Max current 24mA@ 25V	—
SLE-LTEV-CFB	connected by verizon	✓	-	—							
SLE-LTEA-CFB-PS	AT&T	✓	-	—	2 TelCo jacks for EZ FACP Connect; 4 Programmable EOLR zone inputs; 2 Form C Relay outputs (avoids reqt for supervision module)	Direct AC-Powered: Input Voltage: 120VAC nominal Input Current: 150mA max; maximum charging current: 200mA	IN1, IN2, IN3	IN1: 9-25VDC Max input current 2mA IN2, IN3: 9-25VDC Max input current 1.2mA	PGM1, PGM2, PGM3	Open Collector Outputs Max 3V when active, Max 25V when not active. Max current 24mA@ 25V	Transformer (TRF12 16VAC, 20VA transformer)
SLE-LTEV-CFB-PS	connected by verizon	✓	-	—							
<b>DUAL PATH</b>											
SLE-LTEAI-CFB	AT&T	✓	✓	✓	2 TelCo jacks for EZ FACP Connect; 4 Programmable EOLR zone inputs; 2 Form C Relay outputs (avoids reqt for supervision module)	Panel-Powered Tech'y:†† Input Voltage: 10-25VDC; Input Current: 162mA to 100mA standby; 300mA peak during transmissions	IN1, IN2, IN3, IN4, IN5	IN1: 9-25VDC Max input current 2mA IN2, IN3, IN4, IN5: 9-25VDC Max input current 1.2mA	OUT1, OUT2, PGM3	OUT1, OUT2: Dry Contact, Form C Relay, 30V AC/DC, 500mA Max PGM3: Open Collector Outputs Max 3V when active, Max 25V when active. Max current 24mA@ 25V	—
SLE-LTEVI-CFB	connected by verizon	✓	✓	✓							
SLE-LTEAI-CFB-PS	AT&T	✓	✓	✓	2 TelCo jacks for EZ FACP Connect; 4 Programmable EOLR zone inputs; 2 Form C Relay outputs (avoids reqt for supervision module)	Direct AC-Powered: Input Voltage: 120VAC nominal Input Current: 200mA max; maximum charging current: 200mA	IN1, IN2, IN3, IN4, IN5	IN1: 9-25VDC Max input current 2mA IN2, IN3, IN4, IN5: 9-25VDC Max input current 1.2mA	OUT1, OUT2, PGM3	OUT1, OUT2: Dry Contact, Form C Relay, 30V AC/DC, 500mA Max PGM3: Open Collector Outputs Max 3V when active, Max 25V when active. Max current 24mA@ 25V	Transformer (TRF12 16VAC, 20VA transformer)
SLE-LTEVI-CFB-PS	connected by verizon	✓	✓	✓							

**Accessories:**







- **SLE-WIFI-MODULE** Optionally connects supported dual path models to Internet via WiFi, eliminating Ethernet cable connection. Requires 7AH battery. (\*\*See details W12191)
- **SLE-ANEXT75** Optional extended range omni. antenna w/ 75' cable, premium low-loss cable & full mounting hardware & ground fault isolation mounting plate
- **SLE-ANEXT50** As above, with 50' cable
- **SLE-ANEXT30** As above, with 30' cable
- **TRF12** Optional Plug in AC Transformer, 16.5V / 20VA (use is subject to local code compliance)†
- **SLE-LTEV-SS-CF** StarLink Signal Strength Tester. Optional tool (red) facilitates site survey, measuring cell signal to optimize install location. Rechargeable power pak, desktop stand & AC xformer (for recharging unit). (Verizon LTE network)
- **SLE-LTEA-SS-CF** As above, for AT&T LTE network.






StarLink Fire models in metal enclosure options: Plug-in Transformer, or Direct AC-Powered (120VAC), as shown above.

Note: Always consult technical manual and/or AHJ for compliance requirements for your area/application. \*StarLink offers full data coverage in US from virtually all panel brands reporting in Contact ID or 4/2. †† For Panel-Powered technology, regulated auxiliary power outputs are required on Listed FACP. \*\*Add 40mA to input current & Standby Battery requirement. †Where permitted by AHJ; requires conduit.





## Commercial Fire Cellular Reporting

	Model	Carrier	Cell	IP	Universal Panel Support	Panel-Powered (or other power)	15 Min. Install/Takeover	Signal Boost & Dual Diversity LTE Antennae	Special Features	Compliances
	SLE-LTEV-FIRE	connected by verizon	✓	✓	✓	✓	✓	✓	Replace 2 phone lines/FACP for dramatic savings vs. POTs	UL 864 10 <sup>th</sup> Ed, NFPA 72, CSFM, NYCFD, LAFD
	SLE-LTEA-FIRE	AT&T	✓	✓	✓	✓	✓	✓	Replace 2 phone lines/FACP for dramatic savings vs. POTs	UL 864 10 <sup>th</sup> Ed, NFPA 72, CSFM, NYCFD, LAFD
	SLE-LTEVI-FIRE	connected by verizon	✓	✓	✓	✓	✓	✓	Replace 2 phone lines/FACP for dramatic savings vs. POTs	UL 864 10 <sup>th</sup> Ed, NFPA 72, CSFM, NYCFD, LAFD
	SLE-LTEAI-FIRE	AT&T	✓	✓	✓	✓	✓	✓	Replace 2 phone lines/FACP for dramatic savings vs. POTs	UL 864 10 <sup>th</sup> Ed, NFPA 72, CSFM, NYCFD, LAFD
	SLE-LTEV-CFB	connected by verizon	✓	✓	✓	✓	✓	✓	Replace 2 phone lines/FACP for dramatic savings vs. POTs	UL 864 10 <sup>th</sup> Ed, NFPA 72, CSFM, NYCFD, LAFD
	SLE-LTEA-CFB	AT&T	✓	✓	✓	✓	✓	✓	Replace 2 phone lines/FACP for dramatic savings vs. POTs	UL 864 10 <sup>th</sup> Ed, NFPA 72, CSFM, NYCFD, LAFD
	SLE-LTEVI-CFB	connected by verizon	✓	✓	✓	✓	✓	✓	Replace 2 phone lines/FACP for dramatic savings vs. POTs	UL 864 10 <sup>th</sup> Ed, NFPA 72, CSFM, NYCFD, LAFD
	SLE-LTEAI-CFB	AT&T	✓	✓	✓	✓	✓	✓	Replace 2 phone lines/FACP for dramatic savings vs. POTs	UL 864 10 <sup>th</sup> Ed, NFPA 72, CSFM, NYCFD, LAFD
	SLE-LTEV-CFB-PS	connected by verizon	✓	✓	✓	Direct 120VAC with Power Sply; Plug-in Xformer; batt'y opt.	✓	✓	Replace 2 phone lines/FACP for dramatic savings vs. POTs	UL 864 10 <sup>th</sup> Ed, NFPA 72, CSFM, NYCFD, LAFD
	SLE-LTEA-CFB-PS	AT&T	✓	✓	✓	Direct 120VAC with Power Sply; Plug-in Xformer; batt'y opt.	✓	✓	Replace 2 phone lines/FACP for dramatic savings vs. POTs	UL 864 10 <sup>th</sup> Ed, NFPA 72, CSFM, NYCFD, LAFD
	SLE-LTEVI-CFB-PS	connected by verizon	✓	✓	✓	Direct 120VAC with Power Sply; Plug-in Xformer; batt'y opt.	✓	✓	Replace 2 phone lines/FACP for dramatic savings vs. POTs	UL 864 10 <sup>th</sup> Ed, NFPA 72, CSFM, NYCFD, LAFD
	SLE-LTEAI-CFB-PS	AT&T	✓	✓	✓	Direct 120VAC with Power Sply; Plug-in Xformer; batt'y opt.	✓	✓	Replace 2 phone lines/FACP for dramatic savings vs. POTs	UL 864 10 <sup>th</sup> Ed, NFPA 72, CSFM, NYCFD, LAFD

## Cellular Intrusion Alarm Reporting

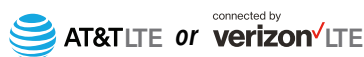
	Model	Carrier	Cell	IP	Universal Panel Support	Panel-Powered (or other power)	10 Min. Install/Takeover	Signal Boost & Dual Diversity LTE Antennae	Special Features	Compliances
	SLE-LTEV	connected by verizon	✓	✓	✓	✓	✓	✓	Remote On/Off App	UL 1610, 985, 1023, 1635
	SLE-LTEA	AT&T	✓	✓	✓	✓	✓	✓	Remote On/Off App	UL 1610, 985, 1023, 1635
	SLE-LTEV-CB	connected by verizon	✓	✓	✓	✓	✓	✓	Remote On/Off App	UL 1610, 985, 1023, 1635
	SLE-LTEA-CB	AT&T	✓	✓	✓	✓	✓	✓	Remote On/Off App	UL 1610, 985, 1023, 1635
	SLE-LTEV-CB-TF	connected by verizon	✓	✓	✓	Plug-in Xformer; Battery option	✓	✓	Remote On/Off App	UL 1610, 985, 1023, 1635
	SLE-LTEA-CB-TF	AT&T	✓	✓	✓	Plug-in Xformer; Battery option	✓	✓	Remote On/Off App	UL 1610, 985, 1023, 1635

## Connected Home & Business Cell/IP Hub

	Model	Carrier	Cell	IP	Universal Panel Support	Panel-Powered (or other power)	10 Min. Install/Takeover	Signal Boost & Dual Diversity LTE Antennae	Special Features	Panel Remote or Hand Programming	Compliances
	SLE-LTEV-C	connected by verizon	✓	✓	✓	✓	✓	✓	SMS msg & virtual keypad for Honeywell/ADT, DSC, Gemini	Honeywell/ADT, DSC, Napco	UL 1610, 985
	SLE-LTEA-C	AT&T	✓	✓	✓	✓	✓	✓	SMS msg & virtual keypad for Honeywell/ADT, DSC, Gemini	Honeywell/ADT, DSC, Napco	UL Pending
	SLE-LTEV-Z	connected by verizon	✓	✓	✓	✓	✓	✓	Smart Z-Wave Control, SMS msg & virtual keypad for Honeywell/ADT, DSC, Gemini	Honeywell/ADT, DSC, Napco	UL 1610, 985
	SLE-LTEA-Z	AT&T	✓	✓	✓	✓	✓	✓	Smart Z-Wave Control, SMS msg & virtual keypad for Honeywell/ADT, DSC, Gemini	Honeywell/ADT, DSC, Napco	UL Pending
	SLE-LTEV-CDL	connected by verizon	✓	✓	✓	✓	✓	✓	Dual Function: Cell/IP & Native Up/Download & Honeywell (Compass); DSC & Napco	Honeywell/ADT, DSC, Napco	UL Pending
	SLE-LTEA-CDL	AT&T	✓	✓	✓	✓	✓	✓	Dual Function: Cell/IP & Native Up/Download & Honeywell (Compass); DSC & Napco	Honeywell/ADT, DSC, Napco	UL Pending
	SLE-LTEV-CBTF-C	connected by verizon	✓	✓	✓	Plug-in Xformer; Batt'y opt.	✓	✓	SMS msg & virtual keypad for Honeywell/ADT, DSC, Gemini	Honeywell/ADT, DSC, Napco	UL 1610, 985
	SLE-LTEA-CBTF-C	AT&T	✓	✓	✓	Plug-in Xformer; Batt'y opt.	✓	✓	SMS msg & virtual keypad for Honeywell/ADT, DSC, Gemini	Honeywell/ADT, DSC, Napco	UL Pending

## Cellular Intrusion Alarm Reporting

“ Nice & easy online setup process from start to finish. I can take over monitoring without getting into the panel programming. I really like the simplicity of this cell unit and the dependably strong signal strength. ”



### Features:

- Universal full event sole path cellular alarm reporting from any panel brand, virtually anywhere
- Dependable, full data reporting to any Central Station nationwide via your choice of AT&T<sup>®</sup> LTE or Verizon<sup>®</sup> LTE Network.
- Communicate alarm reports on LTE (Long Term Evolution) for 10+ year cellular life, on cyber-protected multi-billion dollar cellular network, for maximum life safety & liability protection
- Easiest, fastest installation in under 10-minutes. Easy activation with auto-dialer capture; **Panel-Powered Technology™** (powered by the panel)
- Patented **Signal Boost™** and **Dual Diversity Antennae** for maximum signal acquisition & null avoidance, receiving signals simultaneously on both antennae
- **Over-the-Air (OTA) Upgradeable Communicator Firmware.** Remote ability for critical/mandatory updates, without a truck-roll
- **Preactivated to ensure communications** - Save labor and time onsite
- **My StarLink Remote On/Off Consumer App** for Remote Arm/Disarm any panel brand w/ keyswitch input. Also email/text message (option)
- Still **"Free for All™"** applications, with **professional trade-up**, from old radios, old networks, POTs or even on new construction, see [www.napcosecurity.com/starlink](http://www.napcosecurity.com/starlink)
- **Free Consumer/Account Tradeup Trifold Brochure** or Statement-Stuffers you can customize
- **Backed by Napco 3-Year Full Factory Warranty**
- **Compliances:** UL1610, UL985, UL1023, UL1635

See New StarLink Signal Strength Tester, self-contained site survey tool for optimizing install location (SLE-LTEV-SS or LTEA-SS, at right)



### Specifications:

- **Housing:** Durable ABS plastic (black) includes three keyhole slots for mounting (easy alignment with triple gang boxes)
- **Dimensions:** 5 $\frac{3}{8}$ " x 7 $\frac{7}{8}$ " x 1 $\frac{1}{8}$ " (HxWxD)
- **Weight:** 13.5 oz
- **Diagnostic LED Indicators:** Three (3): Green, Signal Strength; Amber- Busy/ Activation; Red-Trouble

### Electrical Ratings:

- **Input Voltage:** 11-15VDC
- **Input Current:** 71mA with peak RF transmission current of 200mA

### Ratings for IN 1 Burg/Fire Input:

- **Input Voltage:** 9-15VDC
- **Maximum Input Current:** Up to 2mA

### Ratings for IN 2 and IN 3:

- **Maximum Loop Voltage:** 15VDC
- **Maximum Loop Current:** 1.2mA
- **End of Line Resistor (EOLR) Value:** 10K

### PGM Output (3) Ratings:

- **Open Collector Outputs:** 3V Max., active; 15V Max., inactive
- **PGM Sink Current:** 50mA, Max

### Environmental Ratings:

- **Operating Environment:** 0 to 49° C (32-120°F)
- **Humidity:** Maximum 93% (non-condensing)



### Ordering Information, Universal Sole Path Models:

- **SLE-LTEV** Sole Path Burglary Communicator (Black), Cellular, Connected by Verizon LTE™
- **SLE-LTEA** Also available on AT&T LTE, Sole Path Burglary Communicator
- **SLE-LTEV-CB** Mercantile Commercial Burglary Model (Metal), Connected by Verizon LTE™, powered directly from control panel
- **SLE-LTEA-CB** As above, but on AT&T LTE Network
- **SLE-LTEV-CB-TF** Mercantile model as above, but with plug-in AC Transformer, Connected by Verizon LTE™
- **SLE-LTEA-CB-TF** As above, but on AT&T LTE

### Available Options:

- **MY STARLINK APP** (shown) Optional Consumer System On/Off Remote Service with (use w/ SLE-REMOTE)
- **SLE-DLCBL** Gemini Up/Downloading Cable for Napco Panels (Gemini, GEMC- or Firewolf)
- **A606D** Free Trifold Enduser Brochure for new and existing accounts. Use as statement Stuffer or Self-Mailer
- **A715** Business Trade-up, A716 Medical Office Tradeup, A717 School & Campus Trade-up, Free Commercial Brochures, as above
- **SLE-ANTEXT75** Optional extended antenna with 75' premium low-loss cable and full mounting hardware- supports all top brands of communicators
- **SLE-ANTEXT50** As above, with 50' cable
- **SLE-ANTEXT30** As above, with 30' cable
- **SLE-LTEV-SS** StarLink Signal Strength Tester. Optional site survey tool to optimize install location. Rechargeable power pak, desktop stand & AC xformer (for recharging). (Verizon LTE network)
- **SLE-LTEA-SS** As above, for AT&T



## Universal Cell/IP LTE Communicator & Smart Business & Connected Home Hub

““ The cellular platform is the easiest way to upgrade alarm systems and add the hot new services accounts want, from remote App & text alerts to video & touchscreens, in the process. ””



### StarLink Connect®:

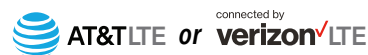
**Connect** with Today's Smart Cell-phone-Centric Consumers

**Connect** to Report Alarms on Nation's Most Reliable LTE Networks

**Connect** All at Once, with All in-One Solution


### Upgrade/Takeover Virtually Any Existing Alarm System with One Advanced Multifunction Unit:

- Provide the very latest features & the smart phone remote interactive control today's consumers and business managers want, at a fraction of the cost of others.
- Easy-to-install Cell-based Connected Business or Home - Requires No Internet Connection at Premises†
- Choice of AT&T LTE or Verizon LTE network coverage for LTE (Long Term Evolution) longest cellular lifespan Nationwide, Dependable StarLink LTE performance with dual diversity antennae & Signal Boost™ circuitry



### FIVE-IN-ONE:

- 1 Universal Alarm Communicator; IP &/or Cellular Alarm Dual Reporting + WiFi Option
- 2 Full Support for Growing List of Major Panels & Brands, Full Up/Downloading, i.e., Honeywell, DSC, Napco & more, hand programming ADT†
- 3 Full Virtual Keypad Smart App, Mirrors the Real Keypad on the Wall
- 4 Notifications Full Bus-Based SMS/MMS Powered by iBridge®
- 5 "Z-Hub Option" adds Z-Wave Device Control for Connected Home and Smart Business & Scenes



Free customizable tri-fold brochures for Connected Home (A712) and Assorted Smart Business (A736, A740, A741)

### StarLink Connect Available Options:

- **SLE-DLCBL** For use with Gemini™ panels only, Napco up/download cable, sold separately
- **SLE-DLEXT** Optional, for up/downloading, extends distance from radio to panel, from 10' up to 100'
- **SLE-WIFI-MODULE** - Optional plug-in module for connection to the Internet† via a wireless (Wi-Fi) link, eliminating a wired Ethernet cable (for use w/ any StarLink Model)
- **IBR-TOUCH-WL** Optional Touchscreen, 1024 x 600 7" hi-res color for security and opt. automation or video control (using StarLink Connect or IBR-ZREMOTE), wireless connectivity, pwr'd. by 12VDC adapter, supplied.
- **SLE-LTEV-SS** StarLink Signal Strength Tester Tool, Self-powered, rechargeable. (Verizon LTE network)
- **SLE-LTEA-SS** As above, for AT&T

Full universal support with full virtual keypad that mirrors the real one & provides keypad-programming functionality



Honeywell®/ADT®



DSC®



NAPCO



Honeywell®/ADT®



DSC®



NAPCO

## Dual Function Download Cell/IP Communicators for Honeywell & DSC



Now with StarLink Connect, we can upgrade & download most manufacturers' panels using their std. software, while getting accounts off POTs lines.



connected by AT&T LTE or verizon LTE

**New StarLink Connect DL Models: Cell/IP Communicator & Top Mfr. Panel Downloads (only)** using native software, e.g., Compass for Honeywell Vista® Panels &/or DSC Panels using DLS software. (Exclude virtual keypad and SMS services from multifunction hub models, pg 11). WiFi option for Internet use #SLE-WIFI-MODULE.

### StarLink Connect Std. Specifications (pgs 11, 12):

- **Housing:** Durable ABS plastic (white) includes three keyhole slots for mounting (easy alignment with triple gang boxes)
- **Dimensions:** 5-3/8" x 7-7/8" x 1-7/8" (HxWxD)
- **Diagnostic LED Indicators:** Three (3): Green, Signal Strength; Amber- Busy/ Activation; Red-Trouble

### All models powered by the control panel - Electrical Ratings for +12V:

- **Input Voltage:** 11-15VDC (power-limited output from control panel)

### Input Current:

- **Standard C- Models:** standby current: 100mA (110mA with telco EOLR)
- **Z-Hub Models:** standby current: 120mA (130mA with telco EOLR)

### Electrical Ratings for the IN 1 Burg/Fire Input:

- **Input Voltage:** 9-15VDC
- **Maximum Input Current:** Up to 2mA from control panel supply circuit

### Ratings for IN 2 and IN 3:

- **Maximum Loop Voltage:** 15VDC
- **Maximum Loop Current:** 1.2mA
- **End of Line Resistor (EOLR) Value:** 10K

### Electrical Ratings for 3 PGM Outputs:

- **Open Collector Outputs:** 3V Max., active; 15V Max., inactive
- **PGM Sink Current:** 50mA, Max

FEATURES	SLE-LETV-C	SLE-LTEA-C	SLE-LTEV-CDL	SLE-LTEA-CDL	SLE-LTEV-Z	SLE-LTEA-Z	SLE-LTEV-CBTFC	SLE-LTEA-CBTFC
Universal Panels	✓	✓	✓	✓	✓	✓	✓	✓
Dual Path	Cell/IP	Cell/IP	Cell/IP	Cell/IP	Cell/IP	Cell/IP	Cell/IP	Cell/IP
Carrier	verizon✓	AT&T	verizon✓	AT&T	verizon✓	AT&T	verizon✓	AT&T
Choice of Central Station	Any	Any	Any	Any	Any	Any	Any	Any
Functions	4-in-one	4-in-one	Dual	Dual	5-in-one	5-in-one	4-in-one	4-in-one
App	iBridge	iBridge	—	—	iBridge	iBridge	iBridge	iBridge
Up/Download (w/ native program)	Honeywell, DSC, Napco	Honeywell, DSC, Napco	Honeywell, DSC, Napco	Honeywell, DSC, Napco	Honeywell, DSC, Napco	Honeywell, DSC, Napco	Honeywell, DSC, Napco	Honeywell, DSC, Napco
Hand Program w/ Virtual Keypad App	Above + ADT	Above + ADT	Above + ADT	Above + ADT	Above + ADT	Above + ADT	Above + ADT	Above + ADT
Notifications Text (SMS)	✓	✓	—	—	✓	✓	✓	✓
Notifications Video (MMS)	✓	✓	—	—	✓	✓	✓	✓
Automation/Z-Wave Control Hub	—	—	—	—	✓	✓	—	—
Smart Bus Events/Scenes	Honeywell/ADT, DSC, Napco	Honeywell/ADT, DSC, Napco	—	—	Honeywell/ADT, DSC, Napco	Honeywell/ADT, DSC, Napco	Honeywell/ADT, DSC, Napco	Honeywell/ADT, DSC, Napco
WiFi Option (elim. Ethernet Cable)	✓	✓	✓	✓	✓	✓	✓	✓
Panel-Powered	✓	✓	✓	✓	✓	✓	AC xfmr	AC xfmr
Mercantile Metal Enclosure	—	—	—	—	—	—	✓	✓
Performance - Signal Boost & Dual Diversity Antenna	✓	✓	✓	✓	✓	✓	✓	✓
Tradeup Incentive	✓	✓	✓	✓	✓	✓	✓	✓
Compliances	UL	UL Pending	UL Pending	UL Pending	UL	UL Pending	UL	UL Pending
Extended Range Antenna Option	✓ Omni	✓ Omni	✓ Omni	✓ Omni	✓ Omni	✓ Omni	✓ Omni	✓ Omni

# Universal Indoor/Outdoor Performance Antennas, Complete with Ultra Premium LMR-Type Cabling

“ We need to have some additional antenna options for locations with poor signal strength – no matter how good the radio brand. ”



SLE-ANTEX Series, complete w/ ultra-premium, low noise cable & mounting hardware

New universal StarLink Omni-X® Extended Range Cellular Antennas dramatically increase transmission capability and enable location flexibility, for use with StarLink Cell/IP Communicator models, as well as supporting most other brand radios, including Honeywell®, Telguard®, DSC®, DMP®, etc. The easy-to-install, maximum performance, marine grade indoor/outdoor wide-band antenna is omnidirectional & does not require aiming and all Omni Antennae come complete with premium low-loss LMR®-type cable (30 -100') & pole/wall mount hardware.

With top LTE performance in particular, and superior Gain of 4-9dBi, the antenna has excellent field-proven performance at all cellular bands, i.e., LTE, 4G, 3G, CLR, PCS, DCS, AWS, IMT, ISM, WCDMA, cellular, WiFi and WiMax. Varying lengths of LMR®-type cabling also enables optimum placement, at the highest possible elevation. Omni also features a compact, long-life UV-stable conical shape antenna and physically resonant design; with an outstanding low VSWR of less than 1.5:1, for maximum radiated power and maximum signal sensitivity. Each Antenna also includes an L-bracket with stainless steel U-bolts for pole or wall mounting, ground fault isolation mounting plate (used for commercial fire applications) & hardware to easily connect to StarLink and other brand cellular communicators.

## Features:

- Increase Cellular Transmission & Mounting Flexibility
- Universal use with StarLink Cellular Communicators & those of other manufacturers
- For Outdoor Use - Marine Grade
- All Applications: LTE, 4G, 3G, CLR, PCS, DCS, AWS, IMT, ISM, WCDMA, cellular, WiFi and WiMax
- Excellent 700MHz LTE performance
- VSWR <1.5:1 for max power and signal range
- RoHS Compliant
- 36-Month Napco Warranty
- Complete: Including Mounting Hardware & 30, 50, 75 or 100' premium lowloss LMR-type cable

## Omni X Ordering Information:

- **SLE-ANTEXT30** Optional extended antenna w/ 30' ultra low-loss premium cable (9.144m) and complete hardware, including pole mount
- **SLE-ANTEXT50** As above, w/ 50' cable (15.24m)
- **SLE-ANTEXT75** As above, w/ 75' cable (22.86m)
- **SLE-ANTEXT100** As above, w/ 100' cable (30.48m)

## Omni X Specifications:

- **Radiation Pattern:** Omni-Directional
- **Gain:** 4-9dBi
- **Bandwidth:** VSWR: <1.5: 1 = 695-3000 MHz in all 3G & 4G Bands VSWR: <2.0: 1 = 695-3000 MHz
- **Impedance:** 50 ohms
- **Max Input Power:** 50 watts
- **Exterior Finish:** Black or white UV stable
- **Dimensions:** 8 7/8" (225 mm) l x 2 3/8" (60 mm) OD
- **Weight:** Varies with model, cable length chose
- **RF Connector:** Type N female
- **PIM:** 155dBc
- **Cable:** Low-loss cable with premium connectors & mounting hardware
- **Installation:** Incl'd L Bracket with U-bolts for up to 2" pole
- **Elements:** Copper
- **Polarization:** Vertical
- **Wind Rating:** >110 MPH
- **Compliance:** RoHS

Also See New **StarLink Signal Strength Tester**, self-contained visual tool for optimizing install location onsite (#SLE-LTEV-SS or LTEA-SS, pg 10)

## 7" Color Touchscreen for Security, Video, Smart Home & Business



### Features:

- Intuitive, wall-mounted touchscreen control of security system and/or optional video and smart home or business automation, with Z-Wave® locks, lights, temp & small appliances\*
- Brilliant 7-inch high-res color 1024 x 600 TFT capacitive display
- Ultra-responsive, high-speed, quad-core processor
- Choice of hardwired or wireless iBridge Touch™ models, WiFi models with 12V plug-in transformer (supplied)
- Slimline, clean decor-friendly design and GUI; matches new iBridge App
- Built in voice prompts and sounder speaker
- Easy Icon Security Control &/or Matching Conventional Keypad Control of Napco Gemini and other leading brand panels; also arm/disarm control of any panel with a keyswitch input

### Security:

- Universal Appeal: Also mirrors top brand keypads in conventional keypad mode, supports ADT®/Honeywell®, DSC®, Napco Gemini, & iSecure® etc.
- Easy icon one-button control of Arm, Stay, Away etc.
- Can also be used with any brand control panel with keyswitch input for one-button arm/disarm
- Entry/Exit countdown displayed
- Three Emergency buttons
- Quickly and easily bypass zones

### Video:

- Multiview on-premises Live Video View of up to 6 cameras, with easy scroll and finger-spread zoom display
- Choice of iBridge Video™ Cameras (also supports original iSeeVideo Cameras) and/or iBridge Video Doorbell. WAP-free; connectivity via either StarLink Connect® or iBridge Z-Remote Module
- Video can be added as MMS notifications and event/scene triggers
- Easy camera enrollment

### Smart Automation /IoT:

- Choice of smart automation IoT integration panel interface - universal StarLink Connect Dual Path Communicator with Built-in Z-Wave Hub (-Z model). For use with any panel with keyswitch, automation scenes on arm/disarm. Or for Napco-only option: or Gemini hardwire or WiFi iBridge Z-Remote Panel Module
- Supports Z-Wave Devices for home or biz smart control and increases range performance up to 100%
- Create and control custom scenes, ideal for smart home or business, combining security, video and/or automation-controlled devices by touch, by trigger event or by schedule
- Dealer scene-creation auto-generates custom button for consumer use/one-touch-activation

### Specifications:

#### Electrical Ratings

- Speaker: 1 integral 2W
- Screen on, idle: 300mA
- Clicking menu items: 380mA

#### Power:

**IBR-TOUCH-WL**, powered by a supplied 12VDC adapter, wireless wifi connectivity. (See details touchscreen WI2296LF & starlink connect WI2193A)

**IBR-TOUCH**, with hardwire security connectivity plus WiFi support for z-wave & video. (See details touchscreen WI2296LF & starlink connect WI2193A)

- Dimensions: 5.38H x 7.88W x 0.88"D
- Four (4) touchscreens supported per security system

**EASY TO USE**  
With IoT & Matching App



**SECURITY ICONS/KEYPADS**  
ADT®/Honeywell®, DSC®, Napco



**EASY TO USE**  
Live Video View up to 6-Camera



**SMART AUTOMATION**  
Enhanced Z-Wave



### Ordering Information:

- **IBR-TOUCH-WL** 1024 x 600 7" Wall-mount, high-res color touchscreen for security and optional automation or video control (using StarLink Connect or Z-Remote Module), wireless connectivity, powered by 12VDC adapter, supplied.
- **IBR-TOUCH** similar to above, but with hardwire security connectivity plus WiFi support for Z-Wave & video (using StarLink Connect or Z-Remote Module)

### Complementary Options:

- **IBRIDGE APP w/ MESSENGER SMS**, for Smartphones/ devices available on iTunes® or Google Play® for Connected Home Control features and iBridge Messenger™ SMS/MMS Notifications

### StarLink Connect Cell/IP Hubs:

- **SLELTEV-C** Four-in-One Universal Cell/IP Communicator & Remote Services Hub, Connected by Verizon LTE, for cell & IP alarm reporting, Full emulated remote keypad, bus data & full notifications (Verizon)
- **SLELTA-C** Cell/IP Hub, as above, but on AT&T LTE Network.
- **SLELTEV-Z** Five-in-One Universal Cell/IP Communicator & Hub, as in SLE-LTEV-C, plus Z-Wave Device Control built-in, (Verizon)
- **SLELTA-Z** Same as above, with built-in Z-Wave control (AT&T)
- **SLE-TEV-CBTF-C** Mercantile model (w/o Z-Wave), in metal locking enclosure with plug in AC xformer (for electrical specs see WI2315BLF.) (Verizon)
- **SLE-TEA-CBTF-C** Mercantile model, as above (AT&T)

Also see iBridge Video Cameras & Video Doorbell info pg 17





Great RMR Add-on with easy install....Let's me compete with mass-marketers (Ring, Google etc) with professional cameras, not sold in big box stores or online. ...Love that they can also be standalone – no other parts/system integration needed.



## Affordable Hi-Res. Remote Video - Use alone or integrate with iBridge Connected Home

### WiFi Camera Features:

- Put professional-quality high-res video accounts online in as little as 10 minutes
- Upsell your residential & small business alarm accounts on very affordable video for incremental RMR
- High HD resolution remote video up to 20 frames per second at HD res (1280 x 960)
- Built in 32GB Onboard HD video storage, for up to 7 days, viewable from App or online.
- Outdoor dome camera with choice of WiFi or POE connectivity and mounting options for wall, ceiling or eave. Ingress protection & vandal resistance, IP67, IK10.
- No dedicated wireless access point required
- Easiest 802.11 camera enrollment: Scan QR code, name camera and enroll in seconds
- Free Apps for standalone remote video or as part of iBridge Connected Home on iTunes® and Google Play®
- Cameras support full duplex, 2-way audio through App - Talk to premises live (excludes outdoor dome camera model).

### Also Available iBridge Video Doorbell:

Professional grade 1080P 2MP HD Video Doorbell with night vision, is the ideal new service for accounts to watch for deliveries, screen guests, look out for potential thieves & more. IP65-Rated - Tough in Any Weather. **Also new Optional WiFi Plug-in Chime for houses without one (#IBV-DBELL).** (See next page)



Why it's worth it. Even at the entry level, storage of residential surveillance images is lucrative. Google, via its Nest Aware recording service for Nest Cam, charges \$5/mo. for limited image capture and 5 days of recording, up to \$30/mo./camera for continuous recording, along with 30 days of storage. With an average resi. installation of 6 cameras, that's \$30 - \$180/mo. in storage fees for video surveillance.

(From CE Pro RMR Study)



See Camera Specifications Chart & Ordering Info pg 17

# iBridge™ Video Doorbell



“ The hottest thing in security today – Statistics forecast the smart home video doorbell market to grow from half-a-billion in 2018, to nearly triple by 2023, reaching \$1.4B. ”

(per Statista.com)

## Features:

- **1080P 2MP HD Pro Video Doorbell with Night Vision** - Easy installation for new or existing security systems
- **Sends instant alerts to accounts when visitors press the doorbell or trigger the built-in motion sensors, so they can hear and speak to anyone at the door from any smartphone, tablet or PC.**
  - > Motion-activated alerts
  - > Video on Demand with Live-View
- Easy installation for new and existing security systems
- **Simple 3-button operation** - Buttons appear on smartphone screen over video - Press “Accept” to talk (2-way chat), or “Hang up” to disconnect, or “Mute” to just watch (shown below)
- **Durable & weather-resistant, IP-65 Rated** and with operating range from -4 to 122°F
- Slim iBridge Video Doorbell fits virtually anywhere
- **PIR motion detection has three configurable zones**, and a broad 140° angle of view, as well as **IR-Powered Night Vision**
- Doorbell is easily enrolled and appears like any other WiFi iBridge Video Camera in the full integrated iBridge Connected Home or Standalone iBridge Video ecosystem, uses free Apps on iTunes®/Google Play®
- **Time/date-stamped video is also cloud-archived for later review**
- **12-mos. cloud-based video storage included**
- Uses existing doorbell power & wiring, with quick 2-wire AC installation
- New! Optional Remote WiFi Plug in Doorbell Chime for homes w/o hardwire chime, plugs into any AC outlet & pairs with **IBV-DBELL**. Selectable volume & tones (**#IBV-CHIME**)
- Over the Air (OTA) automatic firmware updates
- **Compliance:** CE, UL, FCC; IP-65



On any smartphone, consumers get a text and video that someone's at the door. They simply press “accept” to talk (2-ways), or “hang up” to disconnect or “mute” to just watch. Ideal for watching for deliveries, guest-screening & more.



Optional Plug-in WiFi Chime (IBV-CHIME)

## Ordering Information:

- **IBV-DBELL** WiFi Doorbell, built-in Multidirectional Mic/speaker, 1080P Pro Grade w/ Night Vision, Dark Metallic Gray (standard), AC with full mounting hardware. Includes 12 months cloud storage.
- **IBV-DBELL-MGS** As above, in Silver finish
- **IBR-TOUCH** Integrated Touchscreen, Video-View & Security System Control for Napco, Honeywell/ADT® & DSC® Systems
- **IBV-CHIME** Remote WiFi Plug-in Chime Module
- **A731** Free Enduser iBridge Video Doorbell Residential Mailers/Stuffers



## Specifications:

- **Housing:** ABS plastic
- **Dimensions:** 4.69" x 1.85" x 1.14" (HxWxD)
- **Weight:** 0.66 lb.
- **Memory Slot:** Micro SD, Max 64GB
- **Installation:** Surface
- **Power:** 16-24VAC (optional 12-24DC with additional power supply)
- **Power Consumption:** Standby<3W, Active <5W

## Video:

- **Video Compression:** H.264
- **Image Sensor:** 1/2.7" 2MP (20fps) (1920 x 1080) CMOS
- **Lens:** 1.9mm
- **Angle of View:** H:140°
- **Day/Night:** 1/2.7" 2MP
- **Image Sensor:** ICR

## Audio:

- **Audio Compression:** G.711
- **Audio Input:** Omnidirectional Mic
- **Audio Output:** Built-in Speaker
- **Bidirectional Talk:** Support Dual-way Bidirectional talk

## Operation Mode:

- **Button:** Single Mechanical Button
- **Motion Detection:** PIR, H:120°

## Network:

- **WiFi:** IEEE802.11b/g/n, 2.4GHz
- **App(s):** Standalone iBridge Video or iBridge Connected Home/Biz, on iTunes® or Google Play®

## Environmental Ratings:

- **Operating Environment:** -4° to +122°F (-20°C to +50°C)
- **Humidity:** 10%~95%RH
- **IP-65 Rated:** Dust-tight, complete ingress protection; protection from water (dripping, spraying, splashing & jetted from nozzle (6.3mm))

# iBridge™ Video Lineup



	WiFi Fixed Camera	WiFi P/T Camera	WiFi Mini Dome Camera	iBridge Video Doorbell
<b>Model</b>	ISV2-CAM	ISV2-PT	ISV2-DOME	IBV-DBELL
<b>WiFi</b>	2.4GHz	2.4GHz	2.4GHz	2.4GHz
<b>Hi-Def. Image Sensor</b>	1/3" 1.3MP CMOS	1/3" 1.3MP CMOS	1/3" 1.3MP CMOS	1/2.7" 2MP CMOS
<b>App for Standalone Remote Video</b>	iBridge® Video App (iTunes®/GooglePlay®)	iBridge® Video App (iTunes®/GooglePlay®)	iBridge® Video App (iTunes®/GooglePlay®)	iBridge Video App (Standalone)
<b>App for Integrated Video as a part of Connected Home</b>	iBridge® App (iTunes®/GooglePlay®)	iBridge® App (iTunes®/GooglePlay®)	iBridge® App (iTunes®/GooglePlay®)	iBridge® App (integrated) (iTunes®/GooglePlay®) Coming! Live-View on iBridge Touch Touchscreen
<b>iBridge Messenger, Video Notifications, MMS</b>	MMS live pre/post video clips sent as Push Notifications to account	MMS live pre/post video clips sent as Push Notifications to account	MMS live pre/post video clips sent as Push Notifications to account	Push Notifications to account; video stored to cloud
<b>Special Features</b>	PIR w/ 19.7' Range	—	PoE-Ready	IP65 Rated; PIR motion detection, H:120°
<b>Lens</b>	2.8mm/F2.2	3.6mm/F2.1	2.8mm/F2.0	1.9mm
<b>FOV-H</b>	92°	72°	92°	140°
<b>Day/Night</b>	Auto ICR	Auto ICR	DWDR, Day/Night (ICR), 3DNR, AWB, AGC, BLC	Auto ICR & Infrared Night Vision
<b>Wide Dynamic Range</b>	DWDR	DWDR	DWDR	DWDR
<b>Night Vision, Max IR Distance</b>	32.8' (10m)	32.8' (10m)	98.4' (30m)	16.4' (5m)
<b>Video Compression</b>	H.264	H.264	H.264	H.264
<b>Max. Resolution</b>	1.3MP (1280x960)	1.3MP (1280x960)	1.3MP (1280x960)	2MP (1920x1080)
<b>Frame Rate, Max.</b>	25/30fps@1.3MP	30fps@1.3MP	30fps@1.3MP	20fps@2.0MP
<b>Multi-streaming</b>	2 Streams	2 Streams	2 Streams	2 Streams
<b>Pan/Tilt/Rotation</b>	Pan 0° -360°; Tilt 0° - 90°; Rotation 0-360° (fixed)	Pan 0°-355°; Tilt 0°- 90°	Pan 0° -355°; Tilt 0°- 90° (fixed)	n/a
<b>Pan/Tilt/Range</b>	n/a	Pan 0° -355°; Tilt 0°- 90°; 25 preset	n/a	n/a
<b>Audio In/Out, 2-Way thru App</b>	True 2-Way, Built in Mic/Speaker	True 2-Way, Built in Mic/Speaker	n/a	2-Way Built in Omnidirectional Mic/ Speaker w/ noise-cancellation Supports up to 64GB (optional)
<b>7 Day Memory, Onboard</b>	32GB	32GB	32GB	32GB
<b>Cloud Storage</b>	12mos., incldd	12mos., incldd	12mos., incldd	12mos., incldd
<b>Color</b>	White/Gray	White/Smoke	White/Clear	Dark Metallic Gray
<b>Mounting (std hardware incld)</b>	Shelf/Wall	Shelf/Wall	Wall/Ceiling/Eave	Surface /Full Mounting Hardware incldd
<b>Optional Mounting Accessories</b>	—	—	Bracket ISV2-DOME BKT; Round Waterproof Junction Box ISV2-DOME BOX	—
<b>Other Available Accessories</b>	—	—	4-Port PoE Switch, ISV2-POE-4P	Plug-in WiFi Chime (IBV-CHIME)
<b>Compliances</b>	CE, UL, FCC	CE, UL, FCC	CE, UL, FCC; IP67, IK10	CE, UL, FCC
<b>Operating Temperature</b>	14° ~ 113°F, Less than 95%RH	14° ~ 113°F, Less than 95%RH	(-10)°C ~ 122°F, Less than 95%RH	-4 to 122 degrees F, Less than 95%RH
<b>Dimensions , max.</b>	5"H x 3"W x 3.25"	3.7" X 3.7" x 3.7"	4.33" x 3.19"	4.7" x 1.9" x 1.1"
<b>Power Supply, included</b>	DC 12V	DC 5V2A	DC 12V	16-24V AC (opt. 12/24 VDC from alarm system or std power supply, not incld)
<b>Weight</b>	5.5 oz	7.76 oz	1.2 lbs	0.7 lbs

## Ordering Information:

- **ISV2CAM** WiFi Hi-Def. Fixed Camera with built-in PIR, true 2-way audio built in mic/speaker and 32GB onboard video storage (up to 7 days HD video 720p). Professional grade, fast-connect, up to 20/30 fps 2.4GHz WiFi 802.11 b/g/n, 1.3MP (1280x960) CMOS High Def. Sensor. Provides subscribers MMS Video Push Notifications on smart mobile devices with 10 second alarm/event alerts. White/Gray styling, Shelf or wall mount. 5x 3 x 3.25" Includes power supply and mounting hardware. Use as standalone remote video with iBridge Video App or as part of iBridge Connected Home with iBridge App. Includes 12mos. cloud-based storage. (Supports all current wireless routers - no special WAP required.)
- **ISV2-PT** WiFi Hi-Def. Pan/Tilt Camera, true 2-way audio built in mic/speaker and 32GB onboard video storage (up to 7 days HD video 720p). Professional grade, Professional grade, fast-connect, up to 30 fps 2.4GHz WiFi 802.11 b/g/n, 1.3MP (1280x960) CMOS High Def. Sensor; Pan 0-355 degrees and Tilt 0-90 degrees. Provides subscribers MMS Video Push Notifications on smart mobile devices with 10 second alarm/event alerts. White/Smoke styling, Shelf or wall mount. 3.7 x 3.7 x 3.7". Includes power supply and mounting hardware. Use as standalone remote video with iBridge Video App or as part of iBridge Connected

Home with iBridge App. Includes 12mos. cloud-based storage. (Supports all current wireless routers - no special WAP required.)

- **ISV2-DOME** WiFi Hi-Def. Indoor/Outdoor Dome Camera with POE option and 32GB onboard video storage (up to 7 days HD video 720p). Professional grade, Ingress & Vandal-Protected Weatherproof camera (IP67, IK10) for wall, ceiling or eave mounting. Professional grade, fast-connect, up to 30 fps 2.4GHz WiFi 802.11 b/g/n, 1.3MP (1280x960) CMOS High Def. Sensor. Provides subscribers MMS Video Push Notifications on smart mobile devices with 10 second alarm/event alerts. White/Clear styling 4.33 x 3.19". Includes power supply and mounting hardware. Also see optional Mounting Bracket and Round Waterproof Junction Box and optional 4- or 8-Port POE Switch. Use as standalone remote video with iBridge Video App or as part of iBridge Connected Home with iBridge App. Includes 12mos. cloud-based storage. (Supports all current wireless routers - no special WAP required.)
- **ISV2-DOME BOX** Optional Round Junction Box for Dome Camera
- **ISV2-DOME BKT** Optional Wall Mounting Bracket for Dome Camera

- **ISV2-POE-4P** 4 Port PoE Switch, optional accessory for ISV2-DOME camera, above. Two-layer industrial POE switch, MAC auto study and aging, MAC address list capacity is 8K. Support IEEE802.3af, IEEE802.3af standard.
- **ISV2-POE-8P** 8 Port PoE Switch, optional accessory for ISV2-DOME camera, as above, but includes 8 ports.
- **IBV-DBELL** WiFi Doorbell, built-in Multidirectional Mic/speaker, 1080P Pro Grade w/ Night Vision, Dark Metallic Gray (standard), AC with full mounting hardware. Includes 12 months cloud storage.
- **IBV-CHIME** Optional Remote WiFi AC-Plug in Doorbell Chime for homes w/o hardware chime. Selectable volume & tones.
- **IBR-TOUCH** Integrated Touchscreen, Video-View & Security System Control for Napco, Honeywell/ADT® & DSC® Systems
- **A731** Free Enduser iBridge Video Doorbell Residential Mailers/Stuffers (see below)
- **A696** For Full iBridge Video Camera Line, see spec sheet



Whether you use StarLink Connect's virtual keypads or text alerts, the iBridge Touch touchscreen or Integrated iBridge Video cameras, or iSecure, the iBridge App & Messenger powers them all and puts convenient, matching control at hand, on your accounts' smart devices.



## iBridge Connected Home & Smart Business App with Messenger™


### Features:

- **iBridge App - Connected Home & Smart Business services, convenience & control of the security system and premises**, also integrating video cameras, lights, locks, temperature and small appliances from any smartphone, smart device or tablet
- **Keeps accounts in control - With smart remote security control with easy virtual keypad** that matches brand and model of the one on their wall (supports top manufacturers)
- **Keeps customers in touch - Provides smart customized SMS text alerts** or notifications when specific events happen, or send reminders if scheduled things don't
- **Keeps your subscribers aware & in the know - With IP cameras, they can see video events/alarms** as they unfold, as MMS video notifications live, or as cloud-archived pre-/post-video clips of before and after chosen events/alarms
- **Supported by StarLink Connect on any top brand system; Gemini or iSecure Security Systems; Integrated iBridge Video Systems, iBridge Video Doorbell and/or w/ complementary iBridge Touchscreen**
- **Enables No-Roll service calls too - Virtual keypad programming from App of all top panel brands, Napco, Honeywell/ADT®, DSC®**
- **iBridge - Simply as basic or customized & complex as you like: Just enable easy operations, like on or off, keypad control or video viewing; or create & control one-button custom scenes of grouped devices, or triggered-activations and/or schedule events.** E.g., Smart Biz accounts can Arm/disarm system from anywhere if staffers forget; temporarily allow after-hours deliveries and archive video for review later 24/7; create "smart business scenes" grouping alarm system, HVAC, cameras & lighting, using full bus data on top brand systems
- **Universally supported** by all mobile operating systems & smart devices; available for download free, on Google Play or iTunes




Custom text & video notifications (SMS/MMS) keep home & business consumers in touch wherever they go

### Smart Business



### Remote Video



### Connected Home





# All-Inclusive, Ultra-Competitive Cellular Alarm Systems

“ 3 in 5 people say that price is the #1 reason why they don't own a security system today ”  
*(according to Porch online resource)*



“ Make a self-contained panel, glue a StarLink on and call it a day... the resi. market is super cost-competitive and the customers want all the bells and whistles now. ”

## All iSecure Series Systems Feature:

- All-inclusive cell/alarm systems w/ up to 80 zones, intrusion & fire from iSecure Wireless Transmitters
- App for security, automation & SMS text notifications alerts/reminders
- 1-hour installation - + dealer programming from a smart phone/device in minutes (NO PC to lug around)
- Built-in dual path LTE cellular/IP reporting (included inside)/ StarLink-Incentive-eligible
- 2 Economical unlimited signal/notification plans, simply choose with & w/o automation.
- Go-Anywhere Smart Hub™ - position for best signal reception & smash prevention, 85db UL-rated siren & receiver built in
- Pro 4Ah battery for longest power outage protection - for approx. 24 hours standby time\*\*
- One or two areas
- Choice of Wireless Keypad or 4" or 7" Touchscreens, up to 5 can be intermixed/system
- Choice of 3 All-Inclusive Kits with either wireless LCD keypad, 4" security touchscreen (shown above), or IoT 7" Security/Video/Connected Home touchscreen
- All Kits include 2 Window/Door Transmitters & Wireless PIR
- Z-Wave control built-in in both Touchscreen Kits, for up to 232 Z-Wave devices
- Full line of optional iSecure Accessories also available: Wireless siren, keyfob, panic, wireless smoke-, glassbreak- or carbon monoxide detectors

## 1-Hour Professional Installation:

- Full line of professional iSecure accessories & options available Choose from Wireless CO, glass-break, smoke, heat, keyfob & panic button, plug-in extra sirens & Takeover Module, plus, all-new wireless keypads and touchscreens & more
- Easy system programming in minutes all from your phone. No more PC or software to learn. Make menu-driven choices on your cell or tablet, like system configuration, etc.
- Easy, cloud-based portal screens let you simply select options Add and/or re/learn devices, like the keypad or touchscreen. Also assign either of 2 areas if desired



# All-Inclusive Kits

## Features:

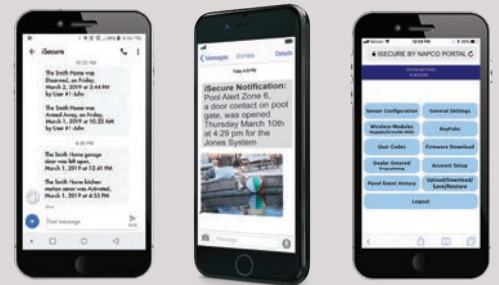
### Go-Anywhere™ Hub (Included in all 3 Kits): Hybrid Panel/Cell/Receiver/24hr. Battery Backup

- iSecure Go-Anywhere™ Smart Hub with built in StarLink™ LTE dual path Cell/IP communications (no landlines to cut or needed); up to 80 wireless zones/points for intrusion & fire, from iSecure Sensors/Transmitters; built in 85db UL siren & integral wireless receiver, up to 2 areas, support for 90 user codes plus OTA updates. Hub can go anywhere safe, stands or hangs on wall; plug-in AC power cord. Uses stand. 4AH/12V backup battery for max. power-outage protection - 24hrs standby time, typ.
- Home Automation Z-Wave Module Built-in in both iSecure Touchscreen Kits for IoT Connected Smart Home Control via iBridge App and/or iBridge Touch Touchscreen. Supports up to 232 Z-Wave devices for controlling lights, small appliances, temperature, locking etc. (preinstalled Z-Wave controller in hub)
- StarLink Dual Path LTE cellular/IP Built In + StarLink-Tradeup-Incentive Eligible- Saves up to half the system cost (StarLink Tradeup Pro Incentive credit)
- UL 85dB Siren built in
- Consumer Voice Prompts (selectable on/off & volume levels)



### Smart App, Notifications & Programming (All 3 Kits): Remote Convenience & Text Alerts

- Easy Consumer App with Notification Alerts put accounts in control of security system & home from smart phones or tablets, shows SMS/Text Notifications on events &/or MMS video messages with optional cameras/doorbell. Plus, with Touchscreen Kits controls Z-Wave Devices.
- Easy Dealer Programming from Smart Phone/Device in minutes using cloud-based portal with menu-driven screens and easy check-off selections. No PC or laptop required.



### Wireless Sensors (Included In All 3 Kits): Two Doors & a Motion Included

- iSecure Wireless Motion Sensor, 50 x 50' broad coverage, fully-shielded PIR circuitry, battery-saver feature and long-life lithium-battery powered (supplied)
- 2ea. Wireless low-profile iSecure window/door Sensors, compact, tamper-supervised, long-life lithium battery-powered. (supplied)



### Choose Of User Interface Wireless Keypad or 4" or 7" Touchscreens:

#### WIRELESS KEYPAD

- Wireless Keypad, Digital Zone & Alpha/Icon Display, wall-mount keypad, OTA updates, long life lithium battery operation, keypad programming option. Use up to 5 keypads/touchscreens/system. (Featured In Kit 1)



#### 4.3" SECURITY TOUCHSCREEN

- Wireless 4.3" full color security touchscreen, wall mount, with 12V power supply, intuitive central one-button arm/disarm operation, status icons plus full-function custom alpha keypad view. Smart App, OTA updates, tamper- and supervised-communications. System supports up to 5 touchscreens and/or wireless iSecure Keypads. (Featured In Kit 2)



#### 7" MULTIFUNCTION CONNECTED HOME TOUCHSCREEN

- Wireless 7" Advanced Touchscreen for Security/Live Video View/Smart Home controls w/ built in Z-Wave Controller. Intuitive touchscreen control of security system &/or iBridge Video™ and Video Doorbell camera-viewing; built-in Z-Wave control automation of locks, lights, temp & small appliances, plus Notification Alerts on events or reminders. Use up to 5/system; fast, quad-core, Hi-Res 1024 x 600 capacitive TFT display. Wall mount, with 12V power supply (supplied). (Featured In Kit 3)



# 3 Complete Cellular Pro Alarm Kits:

**iSecure Kits  
Come Complete With  
All This & Choice of  
Wireless Keypad  
or Touchscreen**



- Go-Anywhere Hub - Position for best signal reception & smash prevention
- 80 zones, intrusion & fire
- App for security, notifications & connected home (w/touchscreen kits)
- Built in Dual Path StarLink Cell/IP Reporting
- 1-hour installation
- Program from your phone in minutes
- 85dB siren built in
- Z-Wave Control included w/ Both Touchscreen Kits
- Uses 4Ah Battery for longest power outage protection
- StarLink Tradeup Incentive Eligible (Reflected in Net Kit prices)



**KIT 1**  
Featuring  
Wireless LCD Keypad  
App w/ Event Notifications



**KIT 2**  
Featuring  
4.3" Security Touchscreen  
App w/ Event Notifications & Z-Wave Control



**KIT 3**  
Featuring  
7" Multifunction  
Connected Home Touchscreen  
Security, Live Video View,  
Smart Home w/ Z-Wave  
Matching App w/ Event Notifications

## iSecure Kit 1 with Wireless LCD Keypad

**All-Inclusive:** Go-Anywhere Smart Hub w/ up to 80 zones/points, 85dB Siren and Dual Path Cell/IP Verizon® LTE Reporting built-in, Wireless LCD Keypad (lithium battery-powered), Security & Notifications from Consumer App, 50' Wireless PIR & 2 wireless window/door contact transmitters. Uses Pro 4Ah Battery for longest power outage protection (24hrs standby time, avg.) **#ISEC-KIT1**

## iSecure Kit 2 with Color 4.3" Security Touchscreen

**All-Inclusive:** Go-Anywhere Smart Hub w/ up to 80 zones/points, 85dB Siren and Dual Path Cell/IP Verizon® LTE Reporting built-in, Wireless Security Touchscreen, Built-in Z-Wave Control from Consumer App, along with virtual keypad & SMS text notifications, 50' Wireless PIR & 2 wireless window/door contacts. Uses Pro 4Ah Battery for longest power outage protection (24hrs standby time, avg.) **#ISEC-KIT2**

## iSecure Kit 3 with Connected Home/Video/Security 7" Touchscreen

**All-Inclusive:** Go-Anywhere Smart Hub w/ up to 80 zones/points, 85dB Siren and Dual Path Cell/IP Verizon® LTE Reporting built-in; Built-in Z-Wave Control from touchscreen or App. Wireless Multifunction 7" TFT Security Touchscreen controls smart automation, live video-viewing, notification alerts/alarms and home security functions. One 50' Wireless PIR & 2 wireless window/door contact transmitters. Uses Pro 4Ah Battery for longest power outage protection (24hrs standby time, avg.) **#ISEC-KIT3**



Key Fob  
ISEC-KEYFOB



Panic Button  
ISEC-PANIC



Glass Break  
ISEC-GLASSBREAK



Smoke Detector  
ISEC-SMOKE




Carbon Monoxide  
ISEC-CARBON MON



Heat Detector  
ISEC-HEAT



Siren  
ISEC-WL-SIREN



Takeover Module  
ISEC-WL-MODULE

## Expand iSecure Systems with Full Line of Optional Accessories:

### KEYFOB

- 4-Button operation: 2 for On/Off of security system and 2 programmable for Aux. functions, e.g. panic, medical, relays or relay groups, instant
- Includes keyring, chain, replaceable battery

### WIRELESS WATERPROOF PANIC

- Waterproof personal panic button
- 1-button operation with tactile feedback click

### WIRELESS SMOKE DETECTOR

- Designer styling and longer battery life
- Long 5-year battery life, typ. (batteries included)
- Audible/visual indicator for low-battery & need for detector cleaning

### WIRELESS CO DETECTOR

- 5.38 diameter and approx. 2" profile, uses 3V Lithium Battery for long life
- Monitor alarms, restores, low battery, tamper and status

### WIRELESS HEAT DETECTOR

- High-quality 135°F (57°C) fixed temperature detector with rate of rise
- Reliable, crystal-controlled wireless technology
- Long-life, replaceable lithium batteries

### ADDITIONAL WIRELESS SIREN(S)

- Up to 4 optional wireless sirens can be used in addition to the one built-into the Go-Anywhere Hub
- Plug into AC or optional battery operation (wall-mount)
- 85dB at 10'
- Supports Siren, Temporal Fire and CO alarm audible cadences
- Integral bright LED strobe
- Operable from 110VAC with battery-backup or Batteries-only
- Battery-only operation with 4 stand. Alkaline C cell batteries up to 3 years typ.

### ISECURE TAKEOVER MODULE

- Easily convert an existing wired security system's zones to wireless and eliminate rewiring or replacing installed sensors.
- Converts up to 8 wired zones and into 8 supervised wireless zones.
- Up to 4 Takeover Modules, for 32 zones, max., are supported/system



Also see iBridge  
Video Cameras &  
Doorbell pgs 15-17

- A749** iSecure Trifold Customizable consumer self-mailer, statement stuffer (FREE)
- A748** iSecure Brochure Customizable 4pg consumer leave behind (FREE)



# The Power of More...

## Gemini Security Systems

Flexible and more options than ever



Gemini features and performance are excellent value vs. what we were using, plus Napco's warranty is unbeatable (No questions asked replacement – No RMA).



**GEMX255:** Expansive hardwire/wireless control offering 255 fully-programmable zones, 195 users & access control option

- 8 to 255 hardwired zones or wireless zones/pts
- Expandable using 8-zone GEM-EZM8 expansion modules
- Up to 96 fire zones, with 8 2-wire fire zones
- Up to 8 areas
- Up to 195 user codes with open/close by user
- 3 On-board relay output & 1 prog. lug
- Up to 96 relays
- Supports 4 wireless receivers
- Supports 15 GEMRP1CAE2 or K1CA keypads
- Up to 2 interior bypass groups
- 800 Event log w/ open/close suppress
- Auto arm/disarm
- 255 Event scheduler
- GEM-ACCESS supports access control add-on

**GEMP9600:** Powerful multi-tasking hybrid control panel, feature-rich for security & automation integration

- 8 to 96 hardwire zones/points
- Including 8 2-wire fire zones
- Up to 96 user codes
- Up to 8 areas
- 3 On-board relay outputs; expandable to 96
- 1 On-board programmable lug
- Up to 4 RF receivers
- Up to 15 keypads; or 4 Touchscreens
- Up to 2 interior bypass groups
- 800 Event log
- Auto arm/disarm
- 255 Event scheduler
- GEM-ACCESS supports access control add-on

**GEMP3200:** Popular, all-around 8 zone hybrid control expandable to 32 zones or 48 wireless points

- 8 to 32 hardwire or wireless zones/points;
- up to 48 RF wireless points
- Including 2 2-wire fire zones
- Up to 48 user codes
- Up to 2 areas
- Fuseless, maintenance-free operation
- 3 On-board relay outputs; expandable to 24
- 1 On-board programmable lug
- Up to 2 RF receivers
- Up to 7 keypads; or 4 Touchscreens
- Interior bypass groups
- 800 Event log
- Auto arm/disarm
- 255 Event scheduler
- GEM-ACCESS supports access control add-on

**GEMP1664:** 4-area hybrid panel with 8-64-zones of power; ideal for residential & multi-segment commercial applications

- 8 to 64 hardwire or wireless zones
- Up to 64 fire zones, with 2, 2-wire fire
- Up to 64 user codes
- Up to 4 areas
- 400 event log; viewable at custom alpha keypads
- Up to 2 RF receivers
- EZ Programming at keypad and Auto Arm
- Supports up to 7 keypads: all standard Gemini Keypads and/or talking, multifunction GEM-K1VPS; or 4 Touchscreens (may be intermixed)
- Supports 3 outputs; expandable up to 16 external outputs (RB/RM3008)
- 2 PGM outputs
- 1 interior zone group; 2 prog. chimes by zone

**GEMP1632:** Ultra-popular hardwire/wireless control panel with partitioning easy to standardize for both residential & light commercial applications

- 8 to 32 hardwire zones/points
- Including 2 2-wire fire zones (7;8)
- EZ programming at keypad
- Up to 32 user codes
- Up to 2 areas
- Supports up to 7 keypads and/or talking, multifunction GEM-K1VPS; or 4 Touchscreens (may be intermixed)
- 3 On-board relay outputs; expandable to 8 relay outputs
- Up to 2 RF receivers
- Interior bypass groups
- 400 Event log
- Auto arm

**GEMP816:** Economical hardwire/wireless control panel that works seamlessly with all standard Gemini keypads and wireless

- 8 to 16 hardwire zones/points
- Including 2 2-wire fire zones
- Up to 16 user codes
- Supports up to 7 keypads; or 4 Touchscreens
- EZ Programming at keypad
- 256 event logging
- Supports 2 Gemini receivers
- Interior bypass group
- Auto arm
- 3 Outputs

### Ordering Information:

#### PANELS

- **GEM-X255** 8-255 Zone Hardwire/Wireless Panel w/ Xformer
- **GEM-9600** 8-96 Zone Hardwire/Wireless Panel w/ Xformer
- **GEM-3200** 8-32 Zone or 48 Wireless Zone Hardwire/Wireless Panel w/ Xformer
- **GEM-1664** 8-64 Zone Hardwire/Wireless Panel w/ Xformer
- **GEM-P816** 8-16 Zone Hardwire/Wireless Panel w/ Xformer

#### KEYPADS

- **GEM-DK1CA** Custom Alpha LCD Door Keypad (blue backlit) stay/away keys w/4-zone expander
- **GEM-RP1CAE2** Custom Alpha LCD Keypad (green backlit) classic keys w/ 4-zone expander
- **GEM-K1CA** 4-zone expansion module built-in
- **GEM-K2AS** Fixed Alpha LCD Keypad (green backlit) stay/away keys

#### KEYPADS (Cont'd)

- **GEM-RP2ASE2** Fixed Alpha LCD Keypad (green backlit) classic keys
- **GEM-K4RF** Compact Fixed Alpha/Digital LCD (green) but w/ 32 Pt RF Receiver built-in
- **GEM-K4** As above, w/o receiver
- **GEMK3DGTL** Digital Display Keypad (blue backlit) stay/away keys
- **GEM-RP3DGTL** Digital Display Keypad (green backlit) classic keys
- **GEM-K1VPS** Multifunction Keypad, with built in 88db siren & 25' PIR, plus spoken voice prompts for GEMP1632 & P1664 Panels only
- **IBR-TOUCH-WL** Wireless 7" IoT Multifunction Security/Video/Automation Touchscreen, Fast Hi-Res TFT capacitive. Wall mount, w/12V power supply
- **IBR-TOUCH-** As above, in hardwire version (See Spec Sheet A726A)

#### ACCESSORIES

- **GEM-EZM8** 8-zone expansion module.

#### ACCESSORIES (Cont'd)

- **IBRIDGE APP** User-friendly smart device App for remote virtual keypad, SMS &/or device control (Apple or Android)
- **IBR-ZREMOTE** Adds remote virtual keypad control, matching the GEM keypad on the wall. Includes 12-mos remote subscriber access. Hardwire. (add "-W" suffix for WiFi vsn)

#### CELLULAR COMMUNICATORS

- **SLELTEV-C** Universal Cell/IP Communicator & Smart Hub, full virtual keypad, bus data & SMS notifications + up/downloading for Honeywell®/ADT®, DSC® & Napco, panels. Verizon® LTE Network
- **SLE-LTEA-C** Cell/IP Hub, as above, but on AT&T® LTE Network
- **SLE-LTEV-Z** Universal Cell/IP Communicator & Hub, as above, plus Z-Wave Device Control built-in, on Verizon LTE Network
- **SLE-LTEA-Z** Same as above, plus built-in Z-Wave control on AT&T LTE Network



## Hybrid Expandable Panels



### Features:

- **Wide choice of keypads, wireless crystal-controlled transmitters & dual-diversity receivers for all applications**
- **iBridge® App & Matching Multifunction Touchscreen options** - Intuitive iBridge Touchscreen control of security system, live-video viewing up to 6 iBridge Video Cameras or doorbells, or smart control of Z-wave devices (Up to 4 touchscreens/ system: 7" color 1024 x 600 TFT & fast quad-core)
- **Remote Virtual Keypad & SMS /MMS Alerts or Notifications on smart phones & devices** (Apple® or Android®)
- **High-Speed Up/Downloading, locally, remotely & over cellular** w/ StarLink LTE Communicators
- **StarLink Cellular Communication options**, primary or backup & phoneline supervision
- **EZ-Programming mode at keypad or virtual keypad** ideal for no-roll service calls via App
- **Multi-stage lightning protection**
- **Event log with open/closing suppression**
- **Access Control Module** - Affordably & easily add on an access door at a time (HID or GemPX). In enclosure w/ power supply & battery backup provision + Enduser Software (For GEMP3200/9600/X255)
- **Napco Reliability & 3-Year Warranty**, including 12-mos. over-the-counter exchange

FEATURES	GEMP816	GEMP1632	GEMP1664	GEMP3200	GEMP9600	GEMX255
Onboard Hardwire zones	8	8	8	8	8	8
Max. Hardwire zones	16	32	64	32	96	255
Max. Wireless zones	16	32	32	48	96	96
Keypad Zone Expansion	4-Zones/ Alpha Keypad	4-Zones/ Alpha Keypad	4-Zones/ Alpha Keypad	4-Zones/ Alpha Keypad	4-Zones/ Alpha Keypad	4-Zones/ Alpha Keypad
Keypads/GUI	LCD (w/ & w/o door) & LCD w/RF Receiver, LED + Touchscreen, Smart App	LCD (w/ & w/o door) & LCD w/RF Receiver, LED, Multifunction VPS + Touchscreen, Smart App	LCD (w/ & w/o door) & LCD w/RF Receiver, LED, Multifunction VPS + Touchscreen, Smart App	LCD (w/ & w/o door) & LCD w/RF Receiver, LED + Touchscreen, Smart App	LCD (w/ & w/o door) & LCD w/RF Receiver, LED + Touchscreen, Smart App	LCD (w/ & w/o door) & Touchscreen, Smart App
Max. Keypads/Bus Modules†‡	7	7	7	7	15	15
Max. RF Receivers	2	2	2	2	4	4
Partitions/Areas	1	2	4	2	8	8
Event Log (date, time, event & user)	256	400	400	800	800	800
User Codes	16	32	64	48	96	195
Smoke Loop	16 or 2ea. 2wire	32 or 2ea. 2wire	64 or 2ea. 2wire	32 or 2ea. 2wire	96 or 8ea. 2wire	255 or 8ea. 2wire
Open/Close suppression	—	—	✓	✓	✓	✓
Auto Arm	✓	✓	✓	✓	✓	✓
Programmable Outputs on board	3	3, expands to 11	3, expands to 16	3, expands to 27	3, expands to 99	3, expands to 99
Smartphone App & Notifications (via cell radio)	✓	✓	✓	✓	✓	✓
Keypad Programming	✓	✓	✓	✓	✓	✓
High-Speed Up/Downloading Methods‡	Local, Remote + Cellular	Local, Remote + Cellular	Local, Remote + Cellular	Local, Remote + Cellular	Local, Remote + Cellular	Local, Remote + Cellular
Z-Wave Smart Device option‡	✓	✓	✓	✓	✓	✓
Access Control Module Add-on‡	—	—	—	✓	✓	✓
Fire Alarm Verification	✓	✓	✓	✓	✓	✓
Dynamic battery test	✓	✓	✓	✓	✓	✓
RS232 onboard	✓	✓	✓	✓	✓	✓
Ethernet-Integration Ready	✓	✓	✓	✓	✓	✓
Independent Aux. & Remote Databus Power	650mA	650mA	650mA	650mA	750mA	750mA
Phoneline supervision	✓	✓	✓	✓	✓	✓
Siren Supervision	✓	✓	✓	✓	✓	✓
Cell Communication option‡	✓	✓	✓	✓	✓	✓
Communication Formats	SIA & Contact ID	SIA & Contact ID	SIA & Contact ID	SIA, Contact ID, Modem II	SIA, Contact ID, Modem II	SIA, Contact ID, Modem II
Operating Power	16.5VAC, w/ 20VA xfmr included (40 option)	16.5VAC, w/ 20VA xfmr included (40 option)	16.5VAC, w/ 20VA xfmr included (40 option)	16.5VAC, w/ 40VA xfmr included	16.5VAC, w/ 40VA xfmr included	16.5VAC, w/ 40VA xfmr included
Operating Temperature	32°- 120°F	32°- 120°F	32°- 120°F	32°- 120°F	32°- 120°F	32°- 120°F
Warranty	Over the counter &/or up to 3 years	Over the counter &/or up to 3 years	Over the counter &/or up to 3 years	Over the counter &/or up to 3 years	Over the counter &/or up to 3 years	Over the counter &/or up to 3 years
Dimensions	12.25 x 11 x 2.75"	12.25 x 11 x 2.75"	12.4 x 13.9 x 4"	12.4 x 13.9 x 3.5"	12.4 x 13.9 x 3.5"	12.4 x 13.9 x 3.5"
Compliances	UL985, 1023 & 1635; CP01	UL985, 1023 & 1635; CP-01	UL985, 1023 & 1635; CP-01	UL985, 1023 & 1635; UL365. UL609 & UL1610 (M-vsn panels); CP-01	UL985, 1023 & 1635; UL365. UL609 & UL1610 (M-vsn panels); CP-01	UL985, 1023 & 1635; UL365. UL609 & UL1610 (M-vsn panels); CP-01

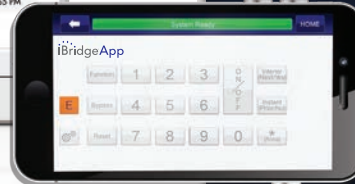

Always consult WI/tech docs for complete system specs. and current compliances. Some options unavailable or require separate accessory component ‡, purchase &/or subscription. †Max. iBridge Touchscreens 4 per system.

# Gemini® Keypads/ULs

## Smart Keypads to Smart Devices Gemini Makes it all Simple

GEMINI PANELS							
P816	P1632	P1664	P3200	P9600	X255		
■	■	■	■	■	■	K1CA/DK1CA	STAY & AWAY
	■	■	■	■	■	K1VPS	
■	■	■	■	■	■	K2AS	
■	■	■	■	■	■	K3DGTL/DK3DGTL	
■	■	■	■	■	■	K4RF/KR	
■	■	■	■	■	■	IBRTOUCH/WL	CLASSIC
■	■	■	■	■	■	RP1CAe2	
■	■	■	■	■	■	RP2ASe2	
■	■	■	■	■	■	RP3DGTL	

Also See Pg 18 for Virtual App & Alerts



Dim Mode for Bedrooms, etc.



### Door-Style Keypads

#### GEM-DK1CA

- Contemporary styling
- Door covers keys for cleaner lines & prevents unwarranted use
- Bright blue backlit custom LCD display & alphanumeric zone directory
- Blue backlit keys brighten to the touch and feature easy stay & away functionality
- Built in 4-zone expander
- 3 built in panic buttons
- Familiar Napco operation, identical usage and programming to GEM-K1CAe2
- (Also available in digital model GEM-DK3DGTL, shown right)

### Talking, Multifunction Keypad with Voice Assist, UL Siren & Pet PIR Built In

#### GEM-K1VPS

- For use with GEMP1664 and GEMP1632 Panels, for 64 or 32 user codes, each
- Talking voice prompts (adjustable volume)
- Large blue custom alpha display
- Built-in 88db burg/fire alarm siren (temporary hush mode)
- Built-in wide-angle 25' pet PIR and smart occupancy sensor
- Supports event log viewing



### Custom Alphanumeric Keypads

#### GEMK1CA and GEMRP1CAe2

- Deluxe 32-character backlit, menu-driven, dual-line display
- Custom alphanumeric zone directory
- Built-in 4 Zone expansion module
- Display of wireless transmitter signal strength 1-10
- EZ Keypad Programming2 with actual Q&A's
- Intuitive, stay & away ease-of-use buttons, for easy one button arm and easy instant (hold-down) with the GEMK1CA. Traditional interior and instant keys with the GEMRP1CAe2
- Large soft touch backlit keys with tone
- Backlit displays for easy reading
- Wireless transmitter signal strength indication
- Fire, police and auxiliary programmable panic keys
- Fingertip reference chart






# Gemini® Keypads/Uls

## Alpha/Symbol Keypads

### GEMK2AS and GEMRP2ASe2

- Unique backlit, combination alphanumeric and symbol display
- Intuitive, stay & away ease-of-use buttons, for easy one button arm and easy instant key (hold-down) with the GEMK2AS. Traditional interior and instant keys with GEMRP2ASe2
- Large soft touch backlit keys with tone
- Backlit displays for easy reading
- Wireless transmitter signal strength indication
- Decor friendly soft white design
- Fire, police and auxiliary programmable panic keys
- Fingertip reference chart



## Keypad with Built In Wireless 32 pt. Gemini RF Receiver GEMK4RF

- Built-in 32 Point Gemini wireless receiver for labor-saving convenience
- Large backlit, fixed English display
- Proven crystal-control wireless performance
- Supports all Gemini transmitters
- Intuitive, stay & away ease-of-use buttons, for easy one button arm and easy "instant" (hold-down)
- Large soft touch backlit keys with tone
- Wireless transmitter signal strength indication
- Decor friendly soft white design
- Fire, police and auxiliary programmable panic keys
- Matching keypad without-receiver GEMK4

## Digital Keypads

### GEMK3DGTL and GEMRP3DGTL



- Vivid dual 7-segment digital display keypad
- Intuitive, stay & away ease-of-use buttons, for easy one button arm and easy instant (hold-down) with the GEMK3DGTL Traditional interior and instant keys with the GEMRP3DGTL
- Large soft touch backlit keys with tone
- Backlit displays for easy reading
- Wireless transmitter signal strength indication
- Decor friendly soft white design
- Fire, police and auxiliary programmable panic keys



## iBridgeTouch 7" Color Touchscreen for Security, Video, Smart Home & Business

### Features:

- Intuitive, wall-mounted touchscreen control of security system and/or optional video and smart home or business automation, with Z-Wave® locks, lights, temp & small appliances\*
- Brilliant 7-inch high-res color 1024 x 600 TFT capacitive display
- Ultra-responsive, high-speed, quad-core processor
- Choice of hardwired or wireless iBridge Touch™ models (IBR-TOUCH or -WL) WiFi models w/ 12V plug-in transformer (supplied)
- Slimline, clean decor-friendly design and GUI; matches iBridge App
- Built in voice prompts and sounder speaker
- Easy Icon Security Control &/or Matching Conventional Keypad Control of Napco Gemini and other leading brand panels; also arm/disarm control of any panel with a keyswitch input



\* Automation uses standard Z-Wave devices and requires optional equipment - See StarLink Connect Spec Sheet (A739B)

## Proven to outperform the competition

Napco's crystal-control Gemini wireless products have been proven by an independent testing laboratory to outperform competitive products, with long-range RF reliability, as much as 50% higher than other top brands.

Simply put, Gemini's uncommon crystal-control precision and omnidirectional circuitry, ensures the wireless/hardwire systems you provide your customers will dependably deliver the security and trouble-free, peace-of-mind they deserve for many years to come.

### Advanced Performance Gemini RF Receivers

- Dual diversity antennas minimize nulls & enhance reliability
- Tamper- and RF-jamming supervision
- Separate programmable supervisory times by device type
- Audible fault-find mode in walk test
- Also, see keypad GEM-K4RF with built in 32 pt receiver (pg xx).

**GEM-RECV-32**  
32 Points

**GEM-RECV-96**  
96 Points

**GEM-RECV-X255**  
255 Points



### Low Profile Wireless Window/Door Transmitter Recessed GEM-TRANSLP:



Also in Brown  
**GEM-TRANSLP-BRN**

**GEM-TRANSLP** virtually disappears even in slimline window frames

- Ultra compact design, 2.5H x 1W x 0.4D inches
- Tamper supervised
- Replaceable lithium PL2032 coin cell battery (supplied)
- 5-year battery life, typical
- Magnet and Internal reed switch
- External lead (24" mini connector pigtail) for wiring external devices (jumper-selectable)
- Magnet mounts with either supplied double-face tape or screws (screw tabs easily removable from mounting plate, at score)

### GEM-RTRANS (not shown)

- For recessed use in windows & doors

### Wireless Carbon Monoxide Detector GEMC-WL-CO:

- For use with Gemini & GEMC Comm'l Grade Receivers GEM-/GEMC-RECV
- 5-3/8 diameter and approx. 2" profile, uses a 3V Lithium Battery (CR123A) for long life
- Monitor alarms, restores, low battery, tamper and status
- UL 2075, UL 2034



### Wireless Window/Door Transmitters

#### GEM-TRANS2 2-Points:

- Soft white, compact, low profile
- Reversible mounting position for left or right handed operation
- Low battery clearly displayed at keypad by zone and transmitter number
- Both models include built-in reed switch, magnet, lithium battery, tamper and terminals



### Wireless Acoustic Glass Break Detector

#### GEM-GB:

- Superior-immunity to false alarms and excellent detection, even through blinds & light drapes.
- Pattern recognition technology - recognizes the actual pattern of glass breaking across the full audio band.
- 25' coverage radius with automatic test for easy installation
- Enduser hand clap sensor verification
- Includes lithium battery, tamper & mounting kit



### Wireless Adaptive® Dual Technology Microwave/PIR

#### GEM-DT:

- Broad 40' x 40' range
- Exclusive Adaptive dual technology
- Active self-test of both sensors
- One button walk-test with auto shut-off
- 3 distinct transmissions for tamper alarm and self-test failure
- EMI/RFI protected with fully-shielded SMD circuitry.
- Includes batteries, tamper and mounting screws



### Wireless PIR & Pet PIR

#### GEM-PIR:

- Broad 50' x 50' coverage
- Signal selective processing
- Auto temperature compensation
- EMI/RFI protected with fully-shielded SMD circuitry.
- Battery-saver feature
- Includes lithium batteries and mounting screws



#### GEM-PIRPET:

(as above w/ 40lb pet immunity)

### Wireless Photoelectric Smoke Detector

#### GEM-SMK:

- Designer styling and longer battery life
- Long 5-yr battery life, typ. (batteries included)
- Compact 5.2 inch diameter; attractive decorator white
- Built-in silence feature and test button
- Visual LED indicates alarm & standby
- Audible/visual indicator for low battery and need for detector cleaning



### Wireless Heat Detector

#### GEM-HEAT:

- High-quality 135°F (57° C) fixed temperature detector with rate of rise
- Long-life, replaceable lithium batteries



### Wireless Keyfob/ Emergency Pendant Transmitter

#### GEM-KEYF:

- 4-Button operation: 2 for On/Off of security system and 2 programmable for Aux. functions, e.g. panic, medical, relays or relay groups
- Visual indicator for transmission or low battery
- Includes keyring, chain, replaceable battery, alternate icon key set for automation



### Wireless Waterproof Panic

#### GEM-WP PANIC:

- Waterproof personal panic button
- 1-button operation with tactile feedback click
- Extra-large, soft touch button for trouble-free use even by dexterity-impaired or arthritic hands





# Gemini® Configuration

## How to build a winning Gemini System... Choose from many available options & accessories

### CHOOSE A PANEL

#### Pick A Panel



GEM-P816  
GEM-P1632  
GEM-P1664  
GEM-P3200  
GEM-P9600  
GEM-X255

GEMINI PANELS							GEMINI KEYPADS
P816	P1632	P1664	P3200	P9600	X255		
■	■	■	■	■	■	K1CA/DK1CA	STAY & AWAY
	■	■				K1VPS	
■	■	■	■	■	■	K2AS	
■	■	■	■	■	■	K3DGTL/DK3DGTL	
■	■	■	■	■	■	K4RF/KR	CLASSIC
■	■	■	■	■	■	IBRTOUCH/WL	
■	■	■	■	■	■	RP1CAe2	
■	■	■	■	■	■	RP2ASe2	
■	■	■	■	■	■	RP3DGTL	

### CHOOSE A WIRELESS RECEIVER

#### Pick A Wireless Receiver (Choose by # of wireless points)



32 PTS: GEM-REC32  
96 PTS: GEM-REC96  
255 PTS: GEM-REC255

### CHOOSE A KEYPAD



**IBR-TOUCH /WL**  
MULTI-FUNCTION SECURITY/VIDEO-VIEW/  
IOT TOUCHSCREEN (7", 1024 X 600 TFT)



**GEM-DK1CA**  
INCLUDES 4 ZONE EXPANSION  
MODULE BUILT-IN



**GEM-K1CA**  
INCLUDES 4 ZONE EXPANSION  
MODULE BUILT-IN



**GEM-RP1CAe2**  
INCLUDES 4 ZONE EXPANSION  
MODULE BUILT-IN



**GEM-RP3DGTL**



**GEM-K4RF**  
WITH 32PT RF RECEIVER BUILT-IN



**GEM-K1VPS**  
WITH VOICE PIR & 88DB SIREN  
(GEM1664, 1632 only)



**GEM-RP2ASe2**



**GEM-K2AS**



**GEM-RP3DGTL**

### CHOOSE A PANEL ACCESSORY



**iBridge App & Notifications**



**GEM-EZM8**  
FOR ALL GEMINI EXPANDABLE PANELS -  
8 ZONE EXPANSION MODULE



**RB3008**  
8 RELAY EXPANSION  
MODULE



**GEM-ACCESS**  
FOR ALL GEMINI & GEMC COMMERCIAL  
PANELS ADD-ON ACCESS MODULE

### CHOOSE A CELL COMMUNICATOR



**INTRUSION**

StarLink



**CONNECTED HOME/BIZ & SMS**

### CHOOSE WIRELESS DEVICES (CRYSTAL-CONTROLLED)



**GEM-WPPANIC**  
WATERPROOF PANIC



**GEM-KEYF**  
KEYFOB



**GEM-TRANSLP** LOW PROFILE  
WINDOW/DOOR



**GEM-TRANS2**  
WINDOW/DOOR



**GEM-RTRANS** RECESSED  
WINDOW/DOOR



**GEM-DT**  
DUAL TECHNOLOGY PIR/  
MICROWAVE



**GEM-PIR/  
GEM-PIRPET**  
PASSIVE



**GEM-GB**  
ACOUSTIC GLASS  
BREAK



**GEMC-WL-CO**  
CARBON MONOXIDE  
DETECTOR



**GEM-SMK** SMOKE



**GEM-HEAT**  
DETECTOR

# Wired PIR & Adaptive® Dual Technology Motion Sensors

## Decades of innovation inside

“ Napco has proven thru decades of service to be the most reliable and worthy of all trust & peace of mind. ”



### Patented Adaptive® slimline sensor C100STE & long-range model C100STLRE

- C-100STLRE 30' x 35' range  
C-100STLRE 50' x 40' range
- Proven, patented adaptive technology continuously monitors the environment, counteracting false alarms and re-sensitizing to optimize intruder catch
- Active self-test supervision of both microwave & PIR channels
- Wide array of interchangeable lenses
- Secured cover; tamper-supervised



### Commercial Adaptive sensors with mask/block supervision M7300STE:

- 70' x 60' range
- Active self-test supervision of both microwave & PIR channels
- Alarm memory w/ exit/entry delay
- Wrap-around shielded circuitry
- Wide array of interchangeable lenses
- 3' Dome of Protection™ for anti-masking & anti-blocking supervision
- Secured cover
- Tamper-supervised



### Adaptive heavy-duty industrial-strength sensor M9000STE:

- M7300STE features plus:
- Trio-range from 55' to 120'
- EZ aim, positive locking swivel bracket
- Concealed wiring channel
- Vandal-resistant industrial/institutional strength housing
- 3' Dome of Protection anti-masking/anti-blocking supervision



### Microwave/PIR Detectors continuously adjust to their environment, providing 100lb. pet/animal immunity and ultimate reliability & false alarm protection C200AP with P.E.T.™:

- The best pet immunity for any size animal
- P.E.T.™, Profile enhanced targeting circuitry provides up to 100lb. pet immunity
- 40' x 40' maximum broad range



- Compromise-free intruder-catch and false alarm protection – ideal when the pet leaves the room, too. Dynamic adaptive technology literally adjusts to its surroundings minute-by-minute, once the pet vacates the detector again elevates its sensitivity, mode by mode
- Smarter Systems™ panel & sensor integration input
- Superior RFI/EMI lightning protection with wrap-around shielded SMD circuitry
- Twin-Tee fluorescent light interference filter Self-test
- 2 Field-changeable lenses supplied
- Range control & auto-temp compensation

### Microprocessor PIR with 65lb pet immunity & built-in room-temp alert PIR1680PT:

- 45' x 45' range
- 65lb pet/animal immunity
- Room-temp alert – temperature monitoring provides auto-alert at 400F - 900 F
- Look-down/creep zone
- D.C.I.D. Technology- detect & compare imaging diagnostics for advanced false & true alarm detection
- Active self test mode
- Exceptional RFI-/EMI/lightning shielding of key components
- Lens bank available, including long range, barrier, and specialty ranges
- Wall or corner mountable
- Tamper supervised
- Form A relay

### PIR1680:

- Standard model as above, but w/ 20lb. pet/animal immunity

### Advanced 70' PIR PIR1710:

- 70' x 60' Broad range coverage perfect for both residential and commercial
- Features look-down/creep zone
- SSP™ (Signal Selective Processing) for the easiest and most stable of installations
- Auto temp compensation
- Advanced, EZ-Aim fresnel lenses and lens bank for optimum detection performance
- Wall or corner mountable
- Excellent EMI-/RMI-/lightning protection with resilient SMD circuitry
- Tamper supervised
- Form A relay



### Economical PIR sensor with look-down PIR1510:

- 30' x 30' broad range coverage
- Attractive, super-compact size
- SSP™ (Signal Selective Processing) for the easiest and most stable installations
- Advanced, EZ-Aim fresnel lenses and lens bank for optimum detection performance
- Long-range, barrier and specialty lenses are available to suit all coverage needs
- Wall or corner mountable, with horizontal and vertical adjust
- EMI-/RMI-/lightning protection with resilient SMD circuitry
- Form A relay

### The pet-immune PIR with Quick-Catch that profiles false alarm sources and virtually installs itself:

#### IQ PROFILER™:

- 50lb. pet immunity (22.7Kg) & superior false alarm discrimination with unique dual focal lenses.
- Installation in a snap with patented Quick-Mount and Quick-Wire terminals
- Maximum range: 50' x 50'
- Quick-catch mode
- Décor white bi-optic contour case and dual focal lenses provide exceptional distance profiling
- Far field lens allows for detection of large objects and ignores small targets nearby
- Near field lens allows for discrimination of small targets nearby
- Shielded high-performance aspheric lenses plus look-down/creep zone
- Sensor chamber prevents insect, draft, and dust interference.
- 20V/m RF-shielded circuitry



# R | E | A | C | H

**Together, we can reach new heights & do better:**

- 🌿 Safer Schools, Campus, Kids & Staff
- 🌿 Secure Homes, Houses of Worship, Event- & Public-Spaces
- 🌿 Protected Workplaces, Businesses, Institutions & Government
- 🌿 Peace & Peace-Keeping vs. Terrorism & Warfare
- 🌿 Mindful, Peaceful Planet

“ Technology is a powerful, ever-evolving tool we use to solve and resolve many of today’s issues.

A central, basic need for all of us, is to attain a feeling of safety and security, especially in our homes, schools, neighborhoods, workplaces & business. Sadly, this is increasingly scarce in a violence-filled world, as we feel vulnerable and at risk, barraged by 24-hour news cycles & boundless social media. Security professionals & security technologies play a key role in providing peace-of-mind solutions and protection, locally, across a campus, enterprise, even spanning globally. ”

**NAPCO Security Technologies**

**Rooted in professional security & technology, since 1969.**

**Thank you for your continued support, on this our 50<sup>th</sup> year & beyond.**

Napco Security | Alarm Lock Locking | Continental Access | Marks USA Door Hardware | StarLink Communications



## ABOUT NAPCO

NAPCO Security Technologies, has a long heritage and proven track record in the professional security community, for innovative technology and high quality, building many of the industry's best-known brands. Universal StarLink® & StarLink Fire® LTE Cellular Communicators, with unparalleled savings, signal strength and Panel-Powered™ ease of use, for commercial fire and intrusion alarm reporting, are category leaders. StarLink Connect® Cell/IP Communicators, offer still more, with universal downloading for top-selling panel brands, and/or built-in Smart Hubs with connected control App & SMS/MMS notifications Powered by iBridge®. Ideal Tech upgrades or on their own, iBridge Video™ WiFi HD Cameras are available for inside or out, featuring onboard video storage and 2-way audio via the App, including popular video doorbell with nightvision. iBridge Touch® Security/Video/Automation Touchscreen, also works with top panel brands, and literally showcases all, on its brilliant ultra-responsive quad-core display. Seamless & flexibly integrated, Napco has powerful, Gemini™ Hybrid Security Systems from 8 to 255 zones, and the Napco Commercial Platform of 24V/12V Addressable/Conventional/Wireless Systems, including robust Firewolf® Fire Panels & Devices. Ever market-responsive, Napco recently introduced two new award-winning, integrated systems with StarLink Inside™: FireLink® Series Cellular FACPs and iSecure® Cellular Alarm Systems with multifunction Go-Anywhere™ Hub. Both feature built in LTE cellular communicators, new cloud-based programming, and a host of labor- and equipment-cost saving features & smart accessories.

All of Napco's products, for home, business, campus, healthcare and more, are manufactured in its own 200,000 square foot, ISO:9001 Certified facility, using rigorous quality standards. They're proven dependable and built to last, backed by the industry's longest warranty, plus Napco US-headquarters-based technical support. Our CEU-accredited professional training, online and in the field, is designed to help dealers and integrators stay ahead of the curve and competition, by incorporating the latest in technological advances. Napco Security Technologies, includes synergistic Alarm Lock, Continental Access & Marks USA security divisions, and is a publicly-traded company (NASDAQ: NSSC), headquartered in Long Island, New York USA.



1.800.645.9445 | [www.napcosecurity.com](http://www.napcosecurity.com) | 631.842.9400 | 631.789.9292 fax  
training [www.napcosecurity.com/seminars](http://www.napcosecurity.com/seminars)

Firewolf, FireLink, Napco Commercial, Gemini, Gemini Commercial, StarLink, StarLink Fire, StarLink Connect, StarLink Inside, Panel-Powered Technology, Signal Boost, Starlink Free for All, Omni X, iBridge, iBridge Video, iSecure, Go Anywhere Hub, Adaptive, IQ Profiler, Alarm Lock, Continental & Marks USA are trademarks of Napco Security Technologies. Other marks remain intellectual property of their respective cos. Pats. & Pats. Pending. Specifications & promotions subject to change without prior notice. Always consult technical docs., manuals and AHJ for code compliances and electrical &/or component requirements for any product or specific application.