

2



COMMSCOPE®

BELDEN
SENDING ALL THE RIGHT SIGNALS

Berk-Tek
A NEXANS COMPANY


CompuLink

 General Cable

 **legrand**
Ortronics

MOHAWK
Cabling Excellence for Open Architecture

PANDUIT®

 **SIEMON**™

 **TE**
connectivity

Section 2 Copper Solutions

Copper Cable Solutions

CommScope-SYSTIMAX Solutions UTP Cable . . .	2.2–2.6
Belden UTP Cable	2.8–2.15
Belden STP Cable	2.16
Belden Residential Cable	2.17
Berk-Tek UTP	2.19–2.24
Berk-Tek F/UTP	2.25–2.26
CommScope-Uniprise Solutions UTP Cable	2.27–2.29
CommScope-Uniprise Solutions STP Cable	2.30
CommScope-Uniprise Solutions 25-Pair Cable . .	2.31
General Cable UTP Cable	2.32–2.36
General Cable STP and F/UTP Cable	2.37–2.38
PANDUIT UTP Cable	2.39–2.41
TE Connectivity UTP Cable	2.42–2.45
TE Connectivity F/UTP Cable	2.46
TE Connectivity Central Office Cable	2.47
TE Connectivity OSP Cable	2.48
Mohawk UTP Cable	2.49–2.52
Siemon UTP Cable	2.53
Siemon F/UTP Cable	2.54
Copper Cable	2.55–2.57

Copper Connectivity Solutions

CommScope-SYSTIMAX Solutions	
Information Outlets	2.58–2.60
CommScope Solutions Blanks and Dust Covers	2.61
CommScope Solutions Faceplates	2.62–2.64
CommScope Solutions Mounting Frames	2.65
CommScope Solutions Surface-mount Boxes . . .	2.66–2.67
CommScope Solutions Zone Wiring Boxes	2.68
CommScope-SYSTIMAX Solutions	
Patch Panels and Accessories	2.69–2.77
CommScope-SYSTIMAX Solutions	
Cross-connect and Accessories	2.78–2.82
CommScope-SYSTIMAX Solutions	
Preterminated Solutions	2.83
CommScope-SYSTIMAX Solutions Patch Cords . .	2.84–2.90
CommScope Solutions Icons	2.91
CommScope Solutions Labels	2.92
Belden Information Outlets	2.93–2.94
Belden Faceplates	2.95–2.96
Belden Patch Panels and Accessories	2.97–2.98
Belden Cross-connect and Accessories	2.99–2.102
Belden Patch Cords	2.103–2.104
Belden Icons and Labels	2.105
Belden Tools	2.106
CommScope-Uniprise Solutions	
Information Outlets	2.107–2.108
CommScope Solutions Faceplates	2.109

CommScope-Uniprise Solutions	
Patch Panels and Accessories	2.110–2.112
CommScope Solutions Patch Panels	2.113
CommScope-Uniprise Solutions	
Cross-connect and Accessories	2.114–2.115
CommScope-Uniprise Solutions Patch Cords . . .	2.116–2.117
CommScope Solutions Icons and Labels	2.118
Ortronics Information Outlets	2.119–2.123
Ortronics Faceplates	2.124–2.127
Ortronics Surface-mount Boxes	2.128–2.129
Ortronics Patch Panels	2.130–2.133
Ortronics Cross-connect	2.134–2.135
Ortronics Preterminated Solutions	2.136
Ortronics Patch Cords	2.137–2.140
Ortronics Icons and Labels	2.141
Ortronics TechChoice	2.142–2.148
PANDUIT Information Outlets	2.150–2.153
PANDUIT Faceplates	2.154–2.160
PANDUIT Surface-mount Boxes	2.161–2.163
PANDUIT Patch Panels	2.164–2.168
PANDUIT Cross-connect and Accessories	2.169–2.172
PANDUIT Preterminated Solutions	2.173–2.174
PANDUIT Patch Cords	2.175–2.179
PANDUIT Icons and Labels	2.180
PANDUIT NETKEY	2.181–2.187
TE Connectivity Information Outlets	2.189–2.194
TE Connectivity Faceplates	2.195–2.201
TE Connectivity Surface-mount Boxes	2.202–2.205
TE Connectivity Patch Panels	2.206–2.213
TE Connectivity	
Cross-connect and Accessories	2.214–2.220
TE Connectivity Preterminated Solutions	2.221
TE Connectivity Patch Cords	2.222–2.226
TE Connectivity Icons and Labels	2.227–2.228
Siemon Information Outlets	2.229–2.231
Siemon Faceplates	2.232–2.234
Siemon Surface-mount Boxes	2.235–2.236
Siemon Patch Panels	2.237–2.238
Siemon Cross-connect and Accessories	2.239–2.243
Siemon Patch Cords	2.244–2.247
Siemon Industrial Products	2.248–2.249
Siemon Test Adapters and Tools	2.250–2.251
Suttle Faceplates	2.252–2.253
Suttle Surface-mount Boxes	2.254–2.255
CompuLink Patch Cords	2.256–2.258



CONNECTING PEOPLE, NETWORKS, AND TECHNOLOGY

CommScope has played a role in virtually all the world's best communication networks. We create the infrastructure that connects people and technologies through every evolution. Our portfolio of end-to-end solutions includes everything our customers need to build high-performing wired and wireless networks.

As much as technology changes, our goal remains the same: to help our customers create, innovate, design, and build faster and better. We'll never stop connecting and evolving networks for the business of life at home, at work, and on the go.



at home



at work




on the go

CommScope-SYSTIMAX Solutions UTP Cable

GigaSPEED 360 X10D 91A and B Cables - Category 6A

COMMSCOPE-SYSTIMAX SOLUTIONS



CommScope introduces the redesigned SYSTIMAX 360 GigaSPEED X10D 91B Series U/UTP cables. The diameter of the 91 Series cables has been reduced making it the smallest Category 6A solution on the market. Using SYSTIMAX's innovative Optimized Material Technology (OMT) platform not only reduces the cable's core, but optimizes transmission performance, giving network managers increased rack space and airflow without succumbing to alien crosstalk.

SPECIFICATIONS

1. 23 AWG, 4-pair
2. Solid bare copper conductors
3. Nominal O.D. (in.) is 0.285
4. Approximately 37.30 lb./1,000 ft.
5. Conductors are twisted into varying lengths of lay to minimize crosstalk
6. Polyolefin insulation

FEATURES

- OMT resolves NEXT and ELFEXT issues required for accurate transmission using all four pairs
- Nonplenum, plenum and low smoke zero halogen constructions
- Electrical performance guaranteed to meet or exceed the channel specifications of Amendment 1 to ISO/IEC 1180:2001 Class E_A, and ANSI/TIA-568-B.2-ad10 Category 6A up to 500 MHz when used as part of a GigaSPEED X10D U/UTP Channel in registered SYSTIMAX installations
- IEC Certified - 3091 LSZH rated IEC 60332-3
- Can support network line speeds up to 10 Gigabits per second
- Qualifies for the SYSTIMAX 20-Year Extended Product Warranty and Applications Assurance when included as part of a registered SYSTIMAX GigaSPEED X10D channel

Technical Information & Standards

ETL Listed - 1091 Riser rated CMR and CMG - 2091 Plenum rated CMP
SYSTIMAX Approved
ANSI/TIA Category 6A compliant

2091B PLENUM CABLE WE TOTE BOX

Anixter No.	Jacket Color	Material ID
CMP-00424X10D-10BU01	White	760107268
CMP-00424X10D-10BU03	Red	760107243
CMP-00424X10D-10BU04	Green	760107219
CMP-00424X10D-10BU05	Yellow	760107276
CMP-00424X10D-10BU06	Blue	760107201
CMP-00424X10D-10BU08	Orange	760107227
CMP-00424X10D-10BU09	Slate (gray)	760107250

2091B PLENUM CABLE 1,000 FT. REEL

Anixter No.	Jacket Color	Material ID
CMP-00424X10D-10B-01	White	760105940
CMP-00424X10D-10B-03	Red	760105924
CMP-00424X10D-10B-04	Green	760105890
CMP-00424X10D-10B-05	Yellow	760105957
CMP-00424X10D-10B-06	Blue	760105338
CMP-00424X10D-10B-08	Orange	760105908
CMP-00424X10D-10B-09	Slate (gray)	760105932

2091B PLENUM CABLE 3,000 FT. REEL

Anixter No.	Jacket Color	Material ID
CMP-00424X10D-10BR01	White	760105973
CMP-00424X10D-10BR06	Blue	760105965
CMP-00424X10D-10BR09	Slate (gray)	760105981

1091B NONPLENUM CABLE WE TOTE BOX

Anixter No.	Jacket Color	Material ID
CM-00424X10D-10BU-01	White	760107144
CM-00424X10D-10BU-02	Black	760107086
CM-00424X10D-10BU-03	Red	760107136
CM-00424X10D-10BU-04	Green	760107110
CM-00424X10D-10BU-05	Yellow	760107151
CM-00424X10D-10BU-06	Blue	760107094
CM-00424X10D-10BU06L	Light blue	760107102
CM-00424X10D-10BU-08	Orange	760107128
CM-00424X10D-10BU-09	Slate (gray)	760107078

1091B NONPLENUM CABLE 1,000 FT. REEL

Anixter No.	Jacket Color	Material ID
CM-00424X10D-10B-01	White	760105817
CM-00424X10D-10B-02	Black	760105742
CM-00424X10D-10B-03	Red	760105791
CM-00424X10D-10B-04	Green	760105775
CM-00424X10D-10B-05	Yellow	760105825
CM-00424X10D-10B-06	Blue	760105759
CM-00424X10D-10B-06L	Light blue	760105767
CM-00424X10D-10B-08	Orange	760105783
CM-00424X10D-10B-09	Slate (gray)	760105114

1091B NONPLENUM CABLE 3,000 FT. REEL

Anixter No.	Jacket Color	Material ID
CM-00424X10D-10BR-01	White	760105841
CM-00424X10D-10BR-06	Blue	760105833
CM-00424X10D-10BR-09	Slate (gray)	760105858

3091B LOW SMOKE ZERO HALOGEN CABLE WE TOTE BOX

Anixter No.	Jacket Color	Material ID
CMZ-00424X10D-10BU01	White	760107318
CMZ-00424X10D-10BU06	Blue	760107326
CMZ-00424X10D-10BU09	Slate (gray)	760107334

CommScope-SYSTIMAX Solutions UTP Cable

3091B LOW SMOKE ZERO HALOGEN CABLE 1,000 FT. REEL

Anixter No.	Jacket Color	Material ID
CMZ-00424X10D-10B-01	White	760105122
CMZ-00424X10D-10B-06	Blue	760106039
CMZ-00424X10D-10B-09	Slate (gray)	760106047

3091B LOW SMOKE ZERO HALOGEN CABLE 3,000 FT. REEL

Anixter No.	Jacket Color	Material ID
CMZ-00424X10D-10BR01	White	760106054
CMZ-00424X10D-10BR06	Blue	760106062
CMZ-00424X10D-10BR09	Slate (gray)	760106070

5091A LOW SMOKE ZERO HALOGEN 1,000 FT. REEL

Anixter No.	Jacket Color	Material ID
CMZ-00423COMC10GU-01	White	760151936
CMZ-00423COMC10GU-06	Blue	760151928
CMZ-00423COMC10GU-09	Slate (gray)	760151944

GigaSPEED X10D FTP Cable - Category 6A

COMMSCOPE-SYSTIMAX SOLUTIONS

The SYSTIMAX GigaSPEED X10D F/UTP cabling system is designed specifically to meet or exceed the latest ISO/IEC Class E_A cabling specification. A major breakthrough of the SYSTIMAX GigaSPEED X10D F/UTP Solution over other legacy F/UTP solutions is vastly improved performance across the complete frequency spectrum from 1 to 500 MHz. By utilizing the unique design tools available to CommScope Labs, the technologies implemented in the SYSTIMAX GigaSPEED X10D F/UTP Solution are capable of incorporating the F/UTP technology while maintaining pair balance without degrading the internal channel transmission performance.

Superior crosstalk performance, improved insertion loss performance and guaranteed channel performance up to 500 MHz are the key enhancements that set the SYSTIMAX GigaSPEED X10D F/UTP Solution apart from other F/UTP solutions on the market today.

FEATURES

- Electrical performance guaranteed to meet or exceed the channel specifications of Amendment 1 to ISO/IEC 11 801:2002 Class E_A, and ANSI/TIA-568-C.2 Category 6A up to 500 MHz when used as part of a GigaSPEED X10D F/UTP Channel in registered SYSTIMAX installations
- 4-pair construction with aluminum foil tape and isolator center member provides extra margin of performance required for high-bandwidth applications
- 1291 Non-Plenum cable is ETL listed as CMR and CMG. This cable is constructed with a single jacket
- 2291 Plenum cable is ETL listed as CMP. This cable is constructed with a single jacket
- 3291 LSZH cable meets the requirements of IEC 60332-3. This cable is constructed with a single jacket
- ETL Listed - 1291 Riser rated CMR and CMG
- IEC Certified - 3291 LSZH rated IEC 60332-3
- Can support network line speeds up to at least 10 Gbps
- Qualifies for the SYSTIMAX 20-Year Extended Product Warranty and Applications
- Assurance when included as part of a registered SYSTIMAX GigaSPEED X10D F/UTP channel

Anixter No.	Vendor No.	No. of Pairs	Jacket Color	Material ID
CM-00424X10DFTPSJ-1	1291	4	White	760081406
CM-00424X10DFTPSJ-6	1291	4	Blue	760081364
CM-00424X10DFTPSJ-9	1291	4	Slate (gray)	760081398
CMP00424X10DFTP-10-1	2291	4	White	760122648
CMP00424X10DFTP-10-9	2291	4	Slate (gray)	760122655
CMP00424X10DFTP-10-6	2291	4	Blue	760122630
CMZ-00424X10DFTPR-01	3291	4	White	760081323

2071E GigaSPEED XL7 Plenum Cables - Category 6

COMMSCOPE-SYSTIMAX SOLUTIONS



The 2071E GigaSPEED XL 4-pair Cables are designed to support high-bandwidth applications, including the IEEE 802.3ab 1000BASE-T (Gigabit Ethernet), ANSI/TIA 1000BASE-TX, 1.2 Gbps ATM and any future applications designed for Category 6/Class E cabling, as well as analog broadband video up to 550 MHz.

The precision manufacturing process and design of the 2071E GigaSPEED XL7 4-pair Cables maximizes performance and significantly reduces signal emissions and susceptibility to external noise. The 2071E GigaSPEED XL7 Cable features a patent-pending thin and easy-to-remove bisector tape. This delivers the performance benefits of more traditional fluted center members without the associated stiffness and size.

SPECIFICATIONS

1. 23 AWG, 4-pair
2. Solid bare copper conductors
3. Nominal O.D. (in.) is 0.227
4. Approximately 30.2 lb./1,000 ft.
5. FEP insulation
6. LSPVC jacket

Technical Information & Standards

UL Listed type CMP
SYSTIMAX approved
ANSI/TIA Category 6 compliant

1,000 FOOT REELS

Anixter No.	Jacket Color	Material ID
CMP-00424AVA-7	White	700210032
CMP-00424AVA-7-02	Black	700210222
CMP-00424AVA-7-03	Red	700210248
CMP-00424AVA-7-04	Spring green	700210156
CMP-00424AVA-7-05	Yellow	700210131
CMP-00424AVA-7-06	Blue	700210081
CMP-00424AVA-7-08	Orange	700210008
CMP-00424AVA-7-09	Slate	700210198
CMP-00424AVA-7-10	Lilac	700210206
CMP-00424AVA-7-12	Pink	760038554

Continued on next page >>

Copper Cable Solutions

CommScope-SYSTIMAX Solutions UTP Cable

(continued) 2071E GigaSPEED XL7 Plenum Cables - Category 6

1,000 FOOT WE TOTES

Anixter No.	Jacket Color	Material ID
CMP-00424AVA-7U	White	700208101
CMP-00424AVA-7U-02	Black	700210230
CMP-00424AVA-7U-03	Red	700210263
CMP-00424AVA-7U-04	Spring green	700210164
CMP-00424AVA-7U-05	Yellow	700210123
CMP-00424AVA-7U-06	Blue	700208093
CMP-00424AVA-7U-08	Orange	700210024
CMP-00424AVA-7U-09	Slate	700214372
CMP-00424AVA-7U-10	Lilac	700210214
CMP-00424AVA-7U-12	Pink	760011841

3,000 FOOT REELS

Anixter No.	Jacket Color	Material ID
CMP-00424AVA-7R-06	Blue	700210099
CMP-00424AVA-7R-03	Red	760043158
CMP-00424AVA-7R	White	700210057
CMP-00424AVA-7R-04	Spring green	760021204
CMP-00424AVA-7R-10	Lilac	760021212
CMP-00424AVA-7R-09	Slate	760005652
CMP-00424AVA-7R-05	Yellow	760047555

1071E and 5071A GigaSPEED XL7 Nonplenum Cables - Category 6

COMMSCOPE-SYSTIMAX SOLUTIONS



1071E GigaSPEED XL7 4-pair Cables are designed to support high-bandwidth applications, including the IEEE 802.3ab 1000BASE-T (Gigabit Ethernet), ANSI/TIA 1000BASE-TX, 1.2 Gbps ATM and any future applications designed for Category 6/Class E cabling, as well as analog broadband video up to 550 MHz. The 1071E GigaSPEED XL Cable features a patent-pending thin and easy-to-remove bisector tape. This delivers the performance benefits of more traditional fluted center members without the associated thickness and size.

SPECIFICATIONS

1. 23 AWG, 4-pair
2. Solid bare copper conductors
3. Nominal O.D. (in.) is 0.232
4. Approximately 25.6 lb./1,000 ft.
5. HDPE insulation
6. PVC jacket

Technical Information & Standards

UL Listed type CM/CMR
 SYSTIMAX approved
 ANSI/TIA Category 6 compliant

1,000 FOOT REELS

Anixter No.	Jacket Color	Material ID
CM-00424AVA-7	Slate (gray)	700211923
CM-00424AVA-7-00	White	700214208
CM-00424AVA-7-03	Red	700212012
CM-00424AVA-7-04	Green	700212053
CM-00424AVA-7-05	Yellow	700211980
CM-00424AVA-7-06	Light blue	700211956
CM-00424AVA-7-08	Orange	700212111
CM-00424AVA-7-10	Purple (violet)	700212087
CMZ-00423COM-C6-01	White	760151902
CMZ-00423COM-C6-06	Blue	760151894
CMZ-00423COM-C6-09	Slate (gray)	760151910

1,000 FOOT WE TOTES

Anixter No.	Jacket Color	Material ID
CM-00424AVA-7U	Slate (gray)	700211931
CM-00424AVA-7U-00	White	700212046
CM-00424AVA-7U-02	Black	700212129
CM-00424AVA-7U-03	Red	700212020
CM-00424AVA-7U-04	Spring green	700212061
CM-00424AVA-7U-05	Yellow	700211998
CM-00424AVA-7U-06	Light blue	700211964
CM-00424AVA-7U-DB	Blue	760004689
CM-00424AVA-7U-08	Orange	700212103
CM-00424AVA-7U-10	Lilac	700212095
CM-00424AVA-7U-12	Pink	760011858

3,000 FOOT REELS

Anixter No.	Jacket Color	Material ID
CM-00424AVA-7-06-3	Light blue	760040105
CM-00424AVA-7-00-3K	White	760040089
CM-00424AVA-7-3K	Slate (gray)	760040097

CommScope-SYSTIMAX Solutions UTP Cable

2061 PowerSUM Plenum Cables - Category 5e

COMMSCOPE-SYSTIMAX SOLUTIONS



The 2061 PowerSUM 4-pair Cable is a high-speed, 100 ohm, high-performance cable with excellent PSNEXT levels which ensures that multiple identical or compatible signals can be shared in the same cable without loss of data integrity. 2061 Cables provide excellent high-speed transmission, are specified out to 155 MHz and support applications such as 155 Mbps ATM, 622 Mbps ATM and the IEEE 802.3 1000BASE-T (Gigabit Ethernet) Standard, using parallel transmission scheme technology in conjunction with other SYSTIMAX Solutions components.

SPECIFICATIONS

1. 24 AWG, 4-pair
2. Solid bare copper conductors
3. Nominal O.D. (in.) is 0.180
4. Approximately 20 lb./1,000 ft.
5. Conductors are twisted into varying lengths of lay to minimize crosstalk
6. Foam FEP insulation
7. LSPVC jacket

Technical Information & Standards

UL Listed type CMP
SYSTIMAX approved
ANSI/TIA Category 5e compliant

1,000 FOOT REELS

Anixter No.	Jacket Color	Material ID
CMP-00424MAX-6F	White	760049593
CMP-00424MAX-6-04F	Spring green	760049635
CMP-00424MAX-6-05F	Yellow	760049619
CMP-00424MAX-6-06F	Blue	760049585
CMP-00424MAX-6-08F	Orange	760049627
CMP-00424MAX-6-09F	Slate (gray)	760049601

1,000 FOOT WE TOTES


Anixter No.	Jacket Color	Material ID
CMP-00424MAX-6U-F	White	760041921
CMP-00424MAX-6U-02F	Black	760051615
CMP-00424MAX-6U-03F	Red	760051623
CMP-00424MAX-6U-04F	Spring green	760049700
CMP-00424MAX-6U-05F	Yellow	760041947
CMP-00424MAX-6U-06F	Blue	760041913
CMP-00424MAX-6U-08F	Orange	760041954
CMP-00424MAX-6U-09F	Slate (gray)	760041939
CMP-00424MAX-6U-10F	Lilac	760051631
CMP-00424MAX-6U-12F	Pink	760066068

3,000 FOOT REELS

Anixter No.	Jacket Color	Material ID
CMP-00424MAX-6R-04F	Spring green	760049692
CMP-00424MAX-6R-05F	Yellow	760049676
CMP-00424MAX-6R-06F	Blue	760049643
CMP-00424MAX-6R-08F	Orange	760049684
CMP-00424MAX-6R-09F	Slate (gray)	760049668
CMP-00424MAX-6R-F	White	760049650

1061 PowerSUM Nonplenum Cable - Category 5e

COMMSCOPE-SYSTIMAX SOLUTIONS



The 1061 PowerSUM 4-pair Cable is a high-speed, 100 ohm, high-performance cable with excellent pair-to-pair NEXT levels. The 1061 Cable provides excellent high-speed transmission, is specified out to 155 MHz and supports applications such as 155 Mbps ATM, 622 Mbps ATM and the IEEE 802.3 1000BASE-T (Gigabit Ethernet) standard, using parallel transmission scheme technology in conjunction with other SYSTIMAX Solutions components.

SPECIFICATIONS

1. 24 AWG, 4-pair
2. Solid bare copper conductors
3. Nominal O.D. (in.) is 0.200
4. Approximately 20.6 lb./1,000 ft.
5. Conductors are twisted into varying lengths of lay to minimize crosstalk
6. HDPO insulation
7. PVC jacket

Technical Information & Standards

UL Listed type CM
SYSTIMAX approved
ANSI/TIA Category 5e compliant

1,000 FOOT REELS

Anixter No.	Jacket Color	Material ID
CM-00424MAX-6	Slate (gray)	106836943
CM-00424MAX-6-00	White	107849283
CM-00424MAX-6-01	Ivory	107076192
CM-00424MAX-6-03	Red	107244055
CM-00424MAX-6-04	Spring green	107244048
CM-00424MAX-6-05	Yellow	106999071
CM-00424MAX-6-06	Light blue	107057853
CM-00424MAX-6-08	Orange	107193435
CM-00424MAX-6-DKB	Dark blue	760004705
CMZ-00423COM-C5E-01	White	760151878
CMZ-00423COM-C5E-06	Light blue	760151860
CMZ-00423COM-C5E-09	Slate (gray)	760151886

Continued on next page >>

CommScope-SYSTIMAX Solutions UTP Cable

(continued) 1061 PowerSUM Nonplenum Cable - Category 5e

1,000 FOOT WE TOTES

Anixter No.	Jacket Color	Material ID
CM-00424MAX-6U	Slate (gray)	106836950
CM-00424MAX-6U-00	White	107147787
CM-00424MAX-6U-01	Ivory	106871817
CM-00424MAX-6U-02	Black	107509051
CM-00424MAX-6U-03	Red	106926363
CM-00424MAX-6U-04	Spring green	107244030
CM-00424MAX-6U-05	Yellow	107001687
CM-00424MAX-6U-06	Light blue	106871809
CM-00424MAX-6U-08	Orange	700156177
CM-00424MAX-6U-10	Lilac	107244022
CM-00424MAX-6U-DKB	Dark blue	760004671

2010 Plenum Cables - Category 3

COMMSCOPE-SYSTIMAX SOLUTIONS



The 2010 Plenum Cable is comprised of 24 AWG twisted-pair copper conductors individually insulated with various PVC compounds and sheathed low-smoke PVC outer jacket. It is a general purpose, high-performance cable used in voice and local area network applications. It can be used in air-handling plenums or above suspended ceilings without the use of conduits. Box put-ups available on 4-pair constructions as indicated by "U" in part number suffix.

SPECIFICATIONS

1. 24 AWG
2. Solid bare copper conductors
3. Bandmarked insulation
4. PVC insulation (4-pair); LSPVC (25- to 100-pair)
5. LSPVC jacket

Technical Information & Standards

UL Listed type CMP
 SYSTIMAX approved
 ANSI/TIA Category 3 compliant

1,000 FOOT WE TOTES

Anixter No.	No. of Pairs	Jacket Color	Material ID
CMP-00424MAX-3U	4	White	107078388
CMP-00424MAX-3U-05	4	Yellow	107078412
CMP-00424MAX-3U-06	4	Blue	107078404
CMP-00424MAX-3U-09	4	Gray	107256737

1010 Riser Cable - Category 3

COMMSCOPE-SYSTIMAX SOLUTIONS



1010 4-pair LAN Riser Cable consists of 24 AWG solid-copper conductors insulated with color-coded PVC. It is a general purpose, high-performance cable used in voice and local area network applications, specified up to 16 MHz. This cable is packaged in boxes.

SPECIFICATIONS

1. 24 AWG
2. Solid annealed bare copper conductors
3. Conductors are twisted into pairs of varying lengths of lay to minimize crosstalk
4. Bandmarked PVC insulation
5. PVC jacket

Technical Information & Standards

UL Listed type CMR
 ANSI/TIA Category 3 compliant
 SYSTIMAX approved

Anixter No.	No. of Pairs	Jacket Color	Material ID
CM-00424MAX-3U	4	Gray	106062524
CM-00424MAX-3U-01	4	White	108689134



Belden® delivers on the promise of
Pre-term Made Easy

**Belden's 3600 Pre-Terminated
Cabling System is the Ideal
Solution for Data Centers
and the Office Environment**

Pre-Term Made Easy

- Easy to configure: only a few standard components needed to build an entire system
- Easy to order: simplified ordering process eliminates errors
- Easy to install: small and flexible cable assemblies combined with plug-and-play RJ45 connectivity

At the heart of Belden's 3600 Pre-Terminated Cabling System are two core components: 3600 Pre-Terminated Cable Assemblies and CAT6+ RJ45 Modular Couplers. Individually, these components offer superior reliability and performance. Together, they deliver the full potential of pre-terminated copper cabling solutions. The Belden solution is referred to as 'Pre-Term Made Easy' because it brings simplicity to the con-

figuring and ordering process and it offers ease of installation through flexible 3600 Cable Assemblies and plug-and-play CAT6+ RJ45 Connectivity.

Furthermore, with simple planning, fast delivery, up to 90% reduction in installation time and labor cost, and with virtually no testing or troubleshooting required, Belden's 3600 Pre-Terminated Cabling System delivers the promise of pre-terminated cabling systems: dramatically reduced installation time, cost-savings, and the reliability and performance of factory terminations – all without compromises or trade-offs.

For more information, call Belden today at **1.800.BELDEN1** (1.800.235.3361) or visit www.belden.com

BELDEN
SENDING ALL THE RIGHT SIGNALS®

Copper Cable Solutions

Belden UTP Cable

10GX Cables - Category 6A

BELDEN



In order to propose a true 10G solution, two major technical challenges must be totally mastered: the reduction of alien crosstalk, and the control of high-frequency performance to a minimum of 500 MHz. The Belden IBDN System 10GX is a revolutionary solution based upon three patented enabling technologies including two for bonded-pair cable and one for the x web design.

- A patent-pending IDC design and patch panel circuit layout called Matrix IDC technology is utilized to substantially eliminate the issue of alien crosstalk between the system's modules and allows for higher density in the patch panels (up to 48 port in a 1U panel).
 - A patent-pending FlexPoint PCB (printed circuit board) is used within the module housing to position the compensation circuitry directly at the plug's point of contact. Instant compensation delivers guaranteed crosstalk performance to 625 MHz.
 - The X-Bar is a control device that enables the accurate positioning of each twisted pair before the pair is terminated on the 10GX Module's IDC pins.
 - The Belden IBDN System 10GX completely masters the challenges of 10-Gigabit transmission, delivering guaranteed performance to 625 MHz.
- Also available in a LSZH version.

SPECIFICATIONS

1. 23 AWG, 4-pair
2. Solid bare copper conductors
3. Nominal O.D. (in.): UTP CMR 0.295, CMP 0.295, F/UTP CMR 0.300, CMP 0.295
4. Approximate weight (lb./MF): UTP CMR 38.0, CMP 40.0, F/UTP CMR 39.0, CMP 46.0
5. CMP - FEP insulation, FRPVC jacket
6. CMR - PO insulation, PVC jacket
7. X Spline center member
8. Ripcord

Technical Information & Standards

ANSI/TIA-568-C.2 Category 6A compliant
UL Listed and Verified

10GX CMP CABLE, NONBONDED - PAIRS

Anixter No.	Vendor No.	Description
CMP-00424CDT-10-01	10GX13 0091000	White
CMP-00424CDT-10-06	10GX13 D151000	Blue

10GX CMR CABLE, NONBONDED - PAIRS

Anixter No.	Vendor No.	Description
CM-00424CDT-10-01	10GX12 0091000	White
CM-00424CDT-10-06	10GX12 0061000	Blue

10GX CMP CABLE, BONDED - PAIRS

Anixter No.	Vendor No.	Description
CMP-00424BNT-10-01	10GX33 0091000	White
CMP-00424BNT-10-06	10GX33 D151000	Blue

10GX CMR CABLE, BONDED - PAIRS

Anixter No.	Vendor No.	Description
CM-00424BNT-10-01	10GX32 0091000	White
CM-00424BNT-10-06	10GX32 0061000	Blue

10GX CMP F/UTP CABLE, BONDED - PAIRS

Anixter No.	Vendor No.	Description
CMP-00424BNT-F10-01	10GX63F 0091000	White
CMP-00424BNT-F10-06	10GX63F D151000	Blue

10GX CMR F/UTP CABLE, BONDED - PAIRS

Anixter No.	Vendor No.	Description
CM-00424BNT-F10-01	10GX62F 0091000	White
CM-00424BNT-F10-06	10GX62F 0061000	Blue

DataTwist 4800 Bonded-Pair Cables - Category 6 Enhanced

BELDEN



DataTwist 4800 Bonded-Pair is a revolutionary UTP cable engineered specifically to perform well beyond ANSI/TIA-568-B.2-1 Category 6 requirements. DataTwist 4800 Bonded-Pair is the only UTP cable in the industry fully characterized by guaranteed performance to 600 MHz. Available in plenum and nonplenum versions. DataTwist 4800 is the bonded-pair cable that is to be used in the Belden IBDN System 4800, providing a greater amount of headroom and allowing the structured cabling system to deliver guaranteed performance even when unforeseen circumstances arise. Additional RL and balance performance makes DataTwist 4800 Bonded-Pair perfect for data centers, high-frequency and high-noise environments, and any mission-critical installation. Available in other colors, in A1000 Spool-in-Box packaging and LSZH version.

SPECIFICATIONS

1. 23 AWG, 4-pair UTP
2. Solid bare copper conductors
3. Nominal O.D. (in.): CMR 0.265, CMP 0.255
4. Approximate weight (lb./MF): CMR 31.3, CMP 33.8
5. CMR - PO insulation, CMP - FEP insulation
6. CMR - PVC jacket, CMP - FRPVC jacket
7. e-Spline center member
8. Ripcord

Technical Information & Standards

ANSI/TIA-568-C.2 Category 6 compliant
UL Listed and Verified

7852A PLENUM

NOTE: Add "RB" after -7E for a Spool-in-Box put-up (CMP-00424BEL-7ERB-06)

Anixter No.	Vendor No.	Description
CMP-00424BEL-7E-01	7852A 0091000	White
CMP-00424BEL-7E-05	7852A 0041000	Yellow
CMP-00424BEL-7E-06	7852A D151000	Blue
CMP-00424BEL-7E-09	7852A 0081000	Gray

Belden UTP Cable

7851A NONPLENUM

NOTE: Add "RB" after -7E for a Spool-in-Box put-up (CM-00424BEL-7ERB-06)

Anixter No.	Vendor No.	Description
CM-00424BEL-7E-01	7851A 0091000	White
CM-00424BEL-7E-05	7851A 0041000	Yellow
CM-00424BEL-7E-06	7851A 0061000	Blue
CM-00424BEL-7E-09	7851A F6H1000	Gray

DataTwist 4800 Nonbonded-Pair Cables - Category 6 Enhanced

BELDEN



DataTwist 4800 Category 6 cable is intended for use in the horizontal sections of high-speed LANs. Supports applications with data rates up to 4.8 Gbps including, Gigabit Ethernet, 622 Mbps ATM, 155 Mbps ATM, Fast Ethernet (100BASE-TX). Cross web design separates pairs and maintains stable pair position, thus improving NEXT and impedance performance. DataTwist 4800 is the nonbonded-pair cable that is to be used in the Belden IBDN System 4800, providing the greatest amount of headroom and allowing the structured cabling system to deliver guaranteed performance even when unforeseen circumstances arise. Available in other colors and in A1000 Spool-in-Box packaging.

SPECIFICATIONS

- 23 AWG, 4-pair UTP
- Solid bare copper conductors
- Nominal O.D.: CMR 0.245 in./6.22 mm, CMP 0.240 in./6.10 mm
- Approximate weight (lb./MF): CMR 34, CMP 37
- CMR - PO insulation, CMP - PO/FEP insulation
- CMR - PVC jacket, CMP - LSPVC jacket
- X-Spline center member
- Ripcord

Technical Information & Standards

ANSI/TIA-568-C.2 Category 6 compliant
UL Listed and Verified

PLENUM - DATATWIST 4813 SERIES

Type CMP - 1,000 ft./305 m spools, also available: A1000 Spool-in-Box

Anixter No.	Vendor No.	Description
CM-00424IBDN-7LX-01	48130091000	White
CM-00424IBDN-7LX-06	4813D151000	Blue


NONPLENUM - DATATWIST 4812 SERIES

Type CMR - 1,000 ft./305 m spools, also available: A1000 Spool-in-Box

Anixter No.	Vendor No.	Description
CM-00424IBDN-7LX-01	48120091000	White
CM-00424IBDN-7LX-06	48120061000	Blue

DataTwist 3600 Bonded-Pair Cables - Category 6 Enhanced

BELDEN



DataTwist 3600 strikes a perfect balance between price and performance. These products deliver PSNEXT and PSACR that are better than what industry standards require. DataTwist 3600 is available in both bonded-pair and nonbonded-pair, plenum and nonplenum versions with guaranteed performance to 350 MHz and are characterized to 650 MHz. DataTwist 3600 products are all suitable for high-bandwidth applications like Gigabit Ethernet, 622 Mbps ATM, 155 Mbps ATM, Fast Ethernet (100BASE-TX). Additional RL and balance performance makes DataTwist 3600 Bonded-Pair perfect for data centers, high-frequency and high-noise environments, and any mission-critical installation. Available in other colors, packaging and LSZH version.

SPECIFICATIONS

- 23 AWG, 4-pair UTP
- Solid bare copper conductors
- Nominal O.D.: CMR 0.235 in./5.97 mm, CMP 0.230 in./5.84 mm
- Approximate weight (lb./MF): CMR 28, CMP 30.0
- CMR - PO insulation, CMP - FEP insulation
- CMR - PVC jacket, CMP - LSPVC jacket
- X-Spline center member
- Ripcord

Technical Information & Standards

ANSI/TIA-568-C.2 Category 6 compliant
UL Listed and Verified

PLENUM - DATATWIST 3633 BONDED-PAIR SERIES

Anixter No.	Vendor No.	Description
CM-00423BNTB-6RB-01	3633 009A1000	White
CM-00423BNTB-6RB-06	3633 D15A1000	Blue

NONPLENUM - DATATWIST 3632 BONDED-PAIR SERIES


Anixter No.	Vendor No.	Description
CM-00423BNTB-6RB-01	3632 009A1000	White
CM-00423BNTB-6RB-06	3632 006A1000	Blue

Copper Cable Solutions

Belden UTP Cable

DataTwist 3600 Nonbonded-Pair Cables - Category 6 Enhanced

BELDEN



DataTwist 3600 strikes a perfect balance between price and performance. These products deliver PSNEXT and PSACR that are better than what industry standards require. DataTwist 3600 is available in both bonded-pair and nonbonded-pair, plenum and nonplenum versions with guaranteed performance to 350 MHz and are characterized to 650 MHz. DataTwist 3600 products are all suitable for high-bandwidth applications like Gigabit Ethernet, 622 Mbps ATM, 155 Mbps ATM, Fast Ethernet (100BASE-TX). Available in other colors, in A1000 Spool-in-Box packaging and LSZH version.

SPECIFICATIONS

1. 23 AWG, 4-pair UTP
2. Solid bare copper conductors
3. Nominal O.D.: CMR 0.235 in./5.97 mm, CMP 0.230 in./5.84 mm
4. Approximate weight (lb./MF): CMR 27, CMP 32.0
5. CMR - PO insulation, CMP - Dual Insulation Dielectric (DID) FRPO/FEP
6. CMR - PVC jacket, CMP - LSPVC jacket
7. X-Spline center member
8. Ripcord

Technical Information & Standards

ANSI/TIA-568-C.2 Category 6 compliant
UL Listed and Verified

PLENUM - DATATWIST 3613 NONBONDED-PAIR SERIES

Type CMP - 1,000 ft./305 m spools

Anixter No.	Vendor No.	Description
CMP-00423BNT-6RB-01	3613 009A1000	White
CMP-00423BNT-6RB-06	3613 D15A1000	Blue


NONPLENUM - DATATWIST 3612 NONBONDED-PAIR SERIES

Type CMR - 1,000 ft./305 m spools

Anixter No.	Vendor No.	Description
CMR-00423BNT-6RB-01	3612 009A1000	White
CMR-00423BNT-6RB-06	3612 006A1000	Blue

MediaTwist Bonded-Pair Cables - Category 6+

BELDEN



As the name indicates, MediaTwist is the ideal UTP cable design for multiple security, audio, video and networking applications. MediaTwist is engineered to exceed the ANSI/TIA-568-B.2-1 Category 6 requirements. The exceptional physical uniformity of MediaTwist translates into premier electrical performance benefits for users. Available in plenum and nonplenum versions, MediaTwist has taken bonded-pair technology a step further. Its unique crescent-shape design ensures that pair-to-pair movement is minimized during installation. The innovative design of MediaTwist provides stable crosstalk and impedance performance both before and after installation. This results in improved signal integrity and reduced signal radiation, making MediaTwist an excellent choice for your Category 6 cable. MediaTwist is the bonded-pair cable that should be used in the Belden System 2400 Solution.

SPECIFICATIONS

1. 24 AWG, 4-pair
2. Solid bare copper conductors
3. Nominal O.D. (in.) CMR and CMP 0.365 x 0.165
4. Approximate weight (lb./MF): CMR 36, CMP 39
5. CMR - PO insulation, CMP - FEP insulation
6. CMR - PVC jacket, CMP - Flam arrest jacket
7. Ripcord

Technical Information & Standards

ANSI/TIA Category 6 compliant

PLENUM, PART #1874A MEDIATWIST

NOTE: Add "UB" after -7 for Unreeled Box (CMP-00424FAM-7UB-06)

Anixter No.	Vendor No.	Description
CMP-00424FAM-7B	1874A8771000	Natural
CMP-00424FAM-7B-03	1874A0021000	Red
CMP-00424FAM-7B-04	1874A0051000	Green
CMP-00424FAM-7B-05	1874A 0041000	Yellow
CMP-00424FAM-7B-06	1874A D151000	Blue
CMP-00424FAM-7B-08	1874A 0031000	Orange
CMP-00424FAM-7B-09	1874AF6H1000	Gray
CMP-00424FAM-7B-10	1874A0071000	Purple

NONPLENUM, PART #1872A

NOTE: Add "UB" after -7 for Unreeled Box (CM-00424CAM-7UB-06)

Anixter No.	Vendor No.	Description
CM-00424CAM-7B	1872A F6H1000	Natural
CM-00424CAM-7B-02	1872A0101000	Black
CM-00424CAM-7B-03	1872A0021000	Red
CM-00424CAM-7B-04	1872A0051000	Green
CM-00424CAM-7B-05	1872A0041000	Yellow
CM-00424CAM-7B-06	1872A 0061000	Blue
CM-00424CAM-7B-08	1872A0031000	Orange

Belden UTP Cable

DataTwist 2400 Nonbonded-Pair Cables - Category 6+

BELDEN



DataTwist 2400 is a state of the art UTP cable engineered specifically to perform to Category 6 requirements. DataTwist 2400 is a nonbonded-pair cable, available in plenum and nonplenum versions with guaranteed performance to 300 MHz, and suitable for high-bandwidth networks, security and access control. Available in other colors, in A1000 Spool-in-Box, U1000 UnReel packaging and LSZH version.

SPECIFICATIONS

1. 23 AWG, 4-pair UTP
2. Solid bare copper conductors
3. Nominal O.D. (in.): CMR 0.214, CMP 0.210
4. Approximate weight (lb./MF): CMR 26, CMP 28
5. CMR - PO insulation, CMP - Dual Insulation Dielectric (DID) FRPO/FEP
6. CMR - PVC jacket, CMP - Flamarrest jacket
7. Ripcord

Technical Information & Standards

ANSI/TIA-568-C.2 Category 6 compliant
UL Listed and Verified

2413 PLENUM

NOTE: Add "RB" after -7 for a spool-in-a-box put-up

Anixter No.	Vendor No.	Description
CMP-00424IBDN-7-01	2413 0091000	White
CMP-00424IBDN-7-05	2413 0041000	Yellow
CMP-00424IBDN-7-06	2413 D151000	Blue
CMP-00424IBDN-7-08	2413 0031000	Orange
CMP-00424IBDN-7-09	2413 0081000	Gray

2412 NONPLENUM

NOTE: Add "RB" after -7 for a spool-in-a-box put-up

Anixter No.	Vendor No.	Description
CM-00424IBDN-7-01	2412 0091000	White
CM-00424IBDN-7-06	2412 0061000	Blue

DataTwist 1200 Nonbonded-Pair Cables - Enhanced Category 5e

BELDEN



DataTwist 1200 Series Category 5e cables are designed to be used in 160 MHz bandwidth cabling channels. The 1200 Series is intended to be used for horizontal cable installations of high-speed LANs for transmission speeds up to 1.2 Gbps. DataTwist 1200 is the nonbonded-pair cable that is to be used in the Belden IBDN System 1200 Solution. Available in other colors, packaging and LSZH version.

SPECIFICATIONS

1. 24 AWG, 4-pair UTP
2. Solid bare copper conductors
3. Nominal O.D.: CMR 0.186 in./4.72 mm, CMP 0.188 in./4.78 mm
4. Approximate weight: (lb./MF): CMR 22, CMP 26
5. CMR - PO insulation, CMP - FEP insulation
6. CMR - PVC jacket, CMP - LSPVC jacket

Technical Information & Standards

ANSI/TIA-568-C.2 Category 5e compliant
UL Listed and Verified

PLENUM DATATWIST 1213 CABLES

Type CMP - 1,000 ft./305 m boxes, inventory varies by part number across North America.

Anixter No.	Vendor No.	Description
CMP-00424IBDN-6U-01	1213 009U1000	White
CMP-00424IBDN-6U-05	1213 004U1000	Yellow
CMP-00424IBDN-6U-06	1213 D15U1000	Blue

NONPLENUM - DATATWIST 1212 CABLES

Type CMR - 1,000 ft./305 m boxes, inventory varies by part number across North America.

Anixter No.	Vendor No.	Description
CM-00424IBDN-6U-01	1212009U1000	White
CM-00424IBDN-6U-06	1212006U1000	Blue

Copper Cable Solutions

Belden UTP Cable

DataTwist 350 Bonded-Pair Cables - Enhanced Category 5e

BELDEN



DataTwist 350 Series Category 5e cables are intended to be used in horizontal cable installations of high-speed LANs for transmission speeds up to 1.2 Gbps. DataTwist 350 is the bonded-pair cable that is to be used in the Belden IBDN System 1200 Solution. Additional RL and balance performance makes DataTwist 350 Bonded-Pair perfect for data centers, high-frequency and high-noise environments, and any mission-critical installation. Available in other colors and packaging

SPECIFICATIONS

1. 24 AWG, 4-pair UTP
2. Solid bare copper conductors
3. Nominal O.D.: CMR 0.200 in./5.08 mm, CMP 0.195 in./4.95 mm
4. Approximate weight (lb./MF): CMR 22, CMP 24
5. CMR - PO insulation, CMP FEP insulation
6. CMR - PVC jacket, CMP - LSPVC jacket

Technical Information & Standards

ANSI/TIA-568-C.2 Category 5e compliant
UL Listed and Verified

PLENUM DATATWIST 350 BONDED-PAIR CABLES

Anixter No.	Vendor No.	Description
CMP-00424FAX-6B	1701A 8771000	Natural
CMP-00424FAX-6B-03	1701A 0021000	Red
CMP-00424FAX-6B-04	1701A 0051000	Green
CMP-00424FAX-6B-05	1701A 0041000	Yellow
CMP-00424FAX-6B-06	1701A D151000	Blue
CMP-00424FAX-6B-08	1701A 0031000	Orange
CMP-00424FAX-6B-09	1701A 0081000	Gray
CMP-00424FAX-6B-10	1701A B021000	Purple
CMP-00424FAX-6B-12	1701A 0121000	Pink

NONPLENUM DATATWIST 350 BONDED-PAIR CABLES

Anixter No.	Vendor No.	Description
CM-00424CAX-6B	1700A F2V1000	Gray
CM-00424CAX-6B-01	1700A 0091000	White
CM-00424CAX-6B-03	1700A 0021000	Red
CM-00424CAX-6B-04	1700A 0051000	Green
CM-00424CAX-6B-05	1700A 0041000	Yellow
CM-00424CAX-6B-06	1700A 0061000	Blue
CM-00424CAX-6B-08	1700A 0031000	Orange
CM-00424CAX-6B-12	1700A 0121000	Pink

DataTwist 350 Banana Peel Cables - Enhanced Category 5e

BELDEN



DataTwist 350 Banana Peel Enhanced Category 5e cable is a revolutionary patent-pending design. This unique design effectively bundles six DataTwist 350 Category 5e cables to a center spine, eliminating the need for an overall jacket. The elimination of the outer jacket means simpler termination by peeling the cables directly off the spine as well as a decrease in size and the relative bend radius. Networking cable has just been made easier - and therefore more cost-efficient - through the patented DataTwist 350 Banana Peel Enhanced Category 5e design.

DATATWIST 350 BANANA PEEL PLENUM

Type CMP - Reel

Anixter No.	Vendor No.	Description
B1700S6-P-06-500	1700S6D15500	Blue, 500 ft.
B1700S6-P-09-500	1700S6877500	Gray, 500 ft.
B1700S6-P-06	1700S6D151000	Blue, 1,000 ft.
B1700S6-P-09	1700S68771000	Gray, 1,000 ft.

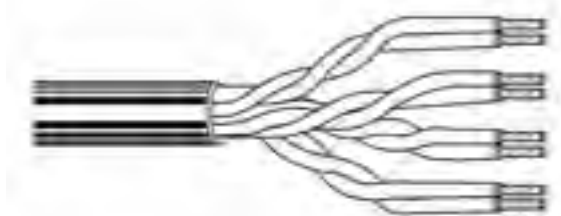
DATATWIST 350 BANANA PEEL NONPLENUM

Type CMR - Reel

Anixter No.	Vendor No.	Description
B1700S6-06-500	1700S6006500	Blue, 500 ft.
B1700S6-09-500	1700S6F2V500	Gray, 500 ft.
B1700S6-06	1700S60061000	Blue, 1,000 ft.
B1700S6-09	1700S6F2V1000	Gray, 1,000 ft.

DataTwist 350 Bulk Patch Cables - Category 5e

BELDEN



Belden 1752A DataTwist 350 Patch Cable is the complement to the DataTwist 350 Horizontal Cable. This patch cable uses bonded-pairs to provide increased flex life, stable impedance, and immunity from attenuation degradation in an ambient environment.

SPECIFICATIONS

1. 24 AWG, 4-pair
2. Stranded tin copper conductors
3. Polyolefin insulation

Belden UTP Cable

- PVC jacket
- Sequentially marked at 2 ft. intervals

Technical Information & Standards


ANSI/TIA-568-C.2 Category 5e compliant
UL Listed and Verified

BELDEN PART # 1752A
1,000 foot reels

Anixter No.	Vendor No.	Description
9D2404DT350B-01	1752A0091000	White
9D2404DT350B-03	1752A 0021000	Red
9D2404DT350B-04	1752A0051000	Green
9D2404DT350B-05	1752A 0041000	Yellow
9D2404DT350B-06	1752A 0061000	Blue
9D2404DT350B-08	1752A0031000	Orange
9D2404DT350B-09	1752A F2V1000	Gray
9D2404DT350B-10	1752A0071000	Violet

DataTwist 5e Nonbonded-Pair Cables - Category 5e

BELDEN



Providing the ultimate option in networking needs for security, access control, Ethernet, Token Ring, or TP-PMD (Twisted Pair-Physical Media Dependent) applications, Belden DataTwist 5e cables are available in plenum and nonplenum versions and several color and packaging options to ease installation, handling and identification. Made to the highest quality standards in the industry, DataTwist 5e Cables support all applications that operate using Category 5e standards.

SPECIFICATIONS

- 24 AWG, 4-pair
- Solid bare copper conductors
- Nominal O.D. (in.): CM - 0.214, CMP - 0.204
- Approximate weight (lb./MF): CM 24, CMP 28
- CM - PO insulation, CMP - Dual Insulation Dielectric (DID) FRPO/FEP
- CM - PVC jacket, CMP - Flamarrest jacket

Technical Information & Standards

ANSI/TIA-568-C.2 Category 5e compliant
UL Listed and Verified NEC

CM - nonplenum, CMP plenum

1585A PLENUM

NOTE: Add "U" after -5 for UnReel box (e.g. CMP-00424BEL-5U-06).

Anixter No.	Vendor No.	Description
CMP-00424BEL-5	1585A8771000	Natural, reel
CMP-00424BEL-5-01	1585A0091000	White, reel
CMP-00424BEL-5-03	1585A0021000	Red, reel

Anixter No.	Vendor No.	Description
CMP-00424BEL-5-04	1585A0051000	Green, reel
CMP-00424BEL-5-05	1585A0041000	Yellow, reel
CMP-00424BEL-5-06	1585AD151000	Blue, reel
CMP-00424BEL-5-08	1585A0031000	Orange, reel
CMP-00424BEL-5-09	1585A0081000	Gray, reel
CMP-00424BEL-5-12	1585A0121000	Pink, reel
CMP-00424BEL-5-12N	1585BT301000	Neon pink, reel

1583A NONPLENUM

NOTE: Add "U" after -5 for UnReel box (e.g. CM-00424BEL-5U-01).

Anixter No.	Vendor No.	Description
CM-00424BEL-5-01	1583A 0091000	White, reel
CM-00424BEL-5-03	1583A0021000	Red, reel
CM-00424BEL-5-04	1583A0051000	Green, reel
CM-00424BEL-5-05	1583A0041000	Yellow, reel
CM-00424BEL-5-06	1583A 0061000	Blue, reel
CM-00424BEL-5-08	1583A0031000	Orange, reel
CM-00424BEL-5-09	1583A0081000	Gray, reel
CM-00424BEL-5-12N	1583BT301000	Neon pink, reel


1594A NONPLENUM INDOOR/OUTDOOR

Category 5e nonplenum indoor/outdoor cable with PO insulation and UV-resistant PVC jacket.

Anixter No.	Vendor No.	Description
B1594A-U1000	1594A008U1000	Gray, UnReel

DataTwist Limited Combustible Cables - Category 5e

BELDEN



Belden's DataTwist 1585LC Limited Combustible cables set a new standard of performance in protection of life, property and equipment. The accumulation of cables with combustible materials in the plenum space of buildings is commonplace and extremely hazardous. The 1585LC insulation and jacketing are made of 100 percent PTFE which generates low smoke during fire situations - 17 times less than standard CMP cables. Low smoke and less flame spread can add valuable escape time to a building evacuation. They can also reduce the amount of damage to expensive equipment, of particular importance in mission-critical facilities like data centers.

Technical Information & Standards

ANSI/TIA-568-C.2 Category 5e compliant
UL Listed and Verified

Anixter No.	Vendor No.	Description
CMP-00424BEL4-5-01	1585LC0091000	White, reel
CMP-00424BEL4-5-06	1585LC0061000	Blue, reel

Copper Cable Solutions

Belden UTP Cable

Siamese Cables - Category 5e

BELDEN

Intended for use where twisted-pair voice and data components under one jacket are desired.

SPECIFICATIONS

1. 24 AWG, eight (4x4) pairs
2. Solid bare copper conductors
3. CM - PO insulation, CMP - FEP insulation
4. Siamese and composite cable constructions allow for easy separation of voice and data components
5. CM - PVC jacket, CMP - FEP jacket
6. Shielded and mixed-level constructions are also available

Technical Information & Standards

ANSI/TIA-568-C.2 Category 5e compliant
UL Listed and Verified

PLENUM

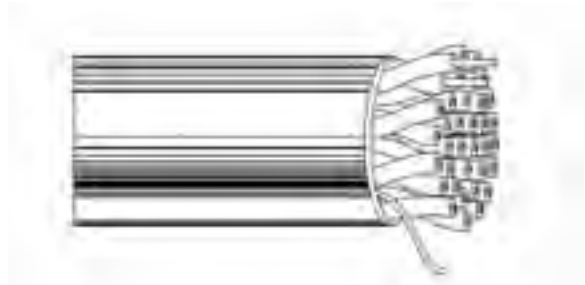
Anixter No.	Vendor No.	Jacket Color	Nom. O.D. (in.)	Approx. Wt. lb./1,000 ft.
CMP-00824FA8X-55B	1703A 8771000	Natural	0.415 x 0.200	47

NONPLENUM

Anixter No.	Vendor No.	Jacket Color	Nom. O.D. (in.)	Approx. Wt. lb./1,000 ft.
CM-00824CA8X-55B	1702A F2V1000	Gray	0.415 x 0.200	46

DataTwist Five 25-pair Cable - Category 5e

BELDEN



Belden's 25-pair DataTwist Five is available in plenum and nonplenum versions for backbone and horizontal cabling. NEXT is measured using the PowerSUM method.

SPECIFICATIONS

1. 24 AWG, 25-pair
2. Solid bare copper conductors
3. Pairs are twisted into varying lengths of lay to minimize crosstalk
4. CMR - PO insulation, CMP - FEP insulation
5. CMR - PVC jacket, CMP - FEP jacket

Technical Information & Standards

ANSI/TIA-568-C.2 Category 5e compliant
UL Listed and Verified

PLENUM CATEGORY 5E

Anixter No.	Vendor No.	Description
CMP-02524NDX-5PS	IBDN25P 008CUT	Gray

NONPLENUM CATEGORY 5E

Anixter No.	Vendor No.	Description
CM-02524NDX-6UP-09	IBDN25R 008CUT	Gray

IBDN B-Plus Cross-connect Wire

BELDEN

B-Plus cross-connect wire is intended primarily for use between incoming cables and station equipment in a telecommunications room or at a main distribution frame. B-Plus cross-connect wire is suitable for use in IBDN structured cabling system designs.

SPECIFICATIONS

1. 24 AWG, twisted-pair construction
2. PVC insulation, unjacketed

Anixter No.	Vendor No.	No. of Pairs	Color Code	Pkg.
J-1P24IBDN-5	XCB1D87K1000	1	Wh/Bl	1,000 ft./305 m K-carton
J-1P24IBDN-5-SP	XCB1D871000	1	Wh/Bl	1,000 ft./305 m spool
J-2P24IBDN-5U	XCB2042K1000	2	Wh/Bl/Wh/Or	1,000 ft./305 m K-carton
J-4P24IBDN-5	XCB4000K500	4	Wh/Bl/Wh/Or/Wh/Gr/Wh/Br	500 ft./152 m K-carton

Multipair Cables - Category 3

BELDEN

The D-Inside Cable Series is intended to be used for horizontal installations of moderate-speed environments. Also available in 300-pair versions.

SPECIFICATIONS

1. 24 AWG UTP
2. Solid bare copper conductors
3. Bandmarked color code for identification
4. CMR - SRPVC insulation, CMP - LSPVC insulation
5. CMR - PVC jacket, CMP - PVDF jacket (except 4/pr LSPVC)

Technical Information & Standards

ANSI/TIA-568-C.2 Category 3 compliant

Nonplenum:

UL Standard 444 NEC Type CMR
CSA Certified CMR

Plenum:

UL Standard 444 NEC Type CMP
CSA Certified CMP

PLENUM CMP

DFlex Plenum Cable



Anixter No.	Vendor No.	No. of Pairs	Jacket Color	O.D. (in./mm)	Pkg.	Weight
CMP-00424IBDN-3U	DFLEX4732U1000	4	Gray	0.185/4.70	1,000 ft. box	19.0 lb./mf - 2.8 kg/100 m
CMP-05024IBDN-3F	DPLN50 732CUT	50	Translucent PVDF	0.491/12.4	Variable length reel	415 lb./mf - 61.8 kg/100 m
CMP-10024IBDN-3F	DPLN100 732CUT	100	Translucent PVDF	0.720/18.3	Variable length reel	874 lb./mf - 130.1 kg/100 m
CMP-20024IBDN-3UF-09	DPLN200 732CUT	200	Translucent PVDF	1.038/26.3	Variable length reel	1,234 lb./mf - 184.4 kg/100 m

NONPLENUM CMR

D-Inside Cable

Anixter No.	Vendor No.	No. of Pairs	Jacket Color	O.D. (in./mm)	Pkg.	Weight
CM-00424BDN-3U-457	DIW4732U1500	4	Gray	0.170/4.30	457 m box	18 lb./mf - 2.8 kg/100 m
CM-00424IBDN-3U	DIW4732U1000	4	Gray	0.170/4.30	1,000 ft. box	18 lb./mf - 2.8 kg/100 m
CM-00624NDX-3UP-09	DIW6 7321000	6	Gray	0.210/5.3	305 m reel	28 lb./mf - 4.1 kg/100 m
CM-05024BDN-3	DIW50 732CUT	50	Gray	0.530/13.4	300 m spool	194 lb./mf - 28.9 kg/100 m
CM-10024BDN-3	DIW100 732CUT	100	Gray	0.720/18.2	480 m reel	365 lb./mf - 54.4 kg/100 m
CM-20024BDN-3	DIW200 732CUT	200	Gray	0.990/25.1	275 m reel	703 lb./mf - 105.0 kg/100 m

Copper Cable Solutions

Belden STP Cable

Shielded DataTwist 5, 5e and 6 - Category 5, 5e and 6

BELDEN



Provides Category 5, 5e and 6 performance with shielding for use in environments that are sensitive to EMI/RFI.

SPECIFICATIONS

1. 24 AWG, 4-pair
2. Solid bare copper conductors
3. Nominal O.D. (in.): Category 5/5e CM/R 0.26, CMP 0.242, Category 6 CMR 0.266, CMP 0.255
4. Approximate weight (lb./MF): Category 5/5e CM/R 34 and CMP 36, Category 6 CMR 44, CMP 49
5. Conductors are twisted into varying lengths of lay to minimize crosstalk
6. Overall Beldfoil aluminum Mylar shield with 24 AWG stranded drain wire
7. CM/R - PO insulation, CMP - FEP insulation
8. CM/R - PVC jacket, CMP - Flamarrrest jacket

Technical Information & Standards

TABLE 1:

ANSI/TIA-568A Category 5 compliant
1624R: FT4

TABLE 2:

ANSI/TIA-568-C.2 Category 5e compliant
CMR: FT4, CMP: FT6

TABLE 3:

ANSI/TIA-568-C.2 Category 6 compliant
CMR: FT4, CMP: FT6

1624R/P DATATWIST 5

Anixter No.	Vendor No.	Description
CM-00424CSG-5B	1624R F2V1000	CMR - gray jacket
CMP-00424FSS-B	1624P 8771000	CMP - natural jacket
CMP-00424FSS-B-03	1624P 0021000	CMP - red jacket
CMP-00424FSS-B-05	1624P 0041000	CMP - yellow jacket
CMP-00424FSS-B-06	1624P D151000	CMP - blue jacket
CMP-00424FSS-B-09	1624P 0081000	CMP - gray jacket

1533R/P DATATWIST 5E

Anixter No.	Vendor No.	Description
CM-00424BELS-5E-06	1533R006A1000	CMR - blue jacket
CM-00424BELS-5E-09	1533RF2VA1000	CMR - gray jacket
CMP-00424BELS-5E	1533P 87710000	CMP - natural jacket
CMP-00424BELS-5E-06	1533PD151000	CMP - blue jacket

1351A/1352A DATATWIST 6

Anixter No.	Vendor No.	Description
B1351A-BLUE	1351A 0061000	CMR - blue jacket
B1351A-GRAY	1351A 0081000	CMR - gray jacket
B1351A-WHT	1351A 0091000	CMR - white jacket
CMP-00423BNT-C6ST-06	1352A D151000	CMP - blue jacket
CMP-00423BNT-C6ST-09	1352A 0081000	CMP - gray jacket
CMP-00423BNT-C6ST-01	1352A 0091000	CMP - white jacket

1624R, 1533R 1533P, 1351A and 1352A are RJ45 shielded compatible.

Outside Plant DataTwist 5e and 6 - Category 5e and 6

BELDEN

Provides Category 5e and 6 OSP performance with gel-filled cores and black polyolefin jackets. For outdoor use in wet and/or high ultraviolet light locations.

SPECIFICATIONS

1. 24 AWG, 4-pair
2. Solid bare copper conductors
3. Nonbonded-pairs
4. Nominal O.D. (in.): Category 5e .255, Category 6 .271
5. Approximate weight (lb./MF): Category 5e 31, Category 6 31
6. OSP - PO insulation, PO black jacket

Technical Information & Standards

ANSI/TIA-568-C.2 Category 5e or Category 6 compliant

7997A DATATWIST 5E

Anixter No.	Vendor No.	Description
B7997A	7997A 0101000	OSP black jacket


OSP6U DATATWIST 6

Anixter No.	Vendor No.	Description
OSP-CM00424BDN-C6-02	OSP6U 0101000	OSP black jacket

Belden Residential Cable

Banana Peel Jacketless Cables

BELDEN



Belden Banana Peel composite cables feature a patent-pending design that eliminates the need for an overall jacket, making these cables easy to handle, easy to identify, easy to pull and easy to terminate. Just peel the cables off the center spline and you are in business. The UTP is available in both bonded-pair and nonbonded-pair versions with an FRPVC jacket. The coax Series 6 has an 18 AWG conductor with a tri-shield (Duobond + 80 percent AL braid + AL foil with shortening fold) and a gas-injected FPO insulation with an FRPVC jacket. The LANLite has two fibers 62.5/125/900 (core/clad/coating) and is tight-buffered.

7876S

Two Cat 5e 4-bonded-pair UTP, two Series 6 coax

Anixter No.	Vendor No.	Description
B7876S-500	7876S 000500	500 foot reels
B7876S-1000	7876S 0001000	1,000 foot reels

7878S

Two Cat 5e 4-bonded-pair UTP, two Series 6 coax, one 2-fiber LANLite

Anixter No.	Vendor No.	Description
B7878S-500	7878S 000500	500 foot reels
B7878S-1000	7878S 0001000	1,000 foot reels

7913S

Two Cat 5e 4-pair UTP, two Series 6 coax

Anixter No.	Vendor No.	Description
B7913S-500	7913S 000500	500 foot reels
B7913S-1000	7913S 0001000	1,000 foot reels

7914S

Two Cat 5e 4-pair UTP, two Series 6 coax, one 2-fiber LANLite

Anixter No.	Vendor No.	Description
B7914S-500	7914S 000500	500 foot reels
B7914S-1000	7914S 0001000	1,000 foot reels



Exceeding expectations is *our* standard.


Expected Performance means real-world quality you can count on. Guaranteed.

To understand how a cable will actually perform, you can't just look at the best performing pair combination or test a single cable. That is why Berk-Tek analyzes months' worth of manufacturing data to determine our *Expected Performance* levels. These values reflect the measurements seen in the worst-performing-pair-combinations of 90% of our manufactured population, a population exceeding millions of feet of cable.

At Berk-Tek, our guarantees represent the *minimum* performance you can expect from every foot of cable we sell. To ensure that those guarantees are never violated, our products must *outperform* our specification values. And it is that higher level of "over performance" revealed in our *Expected Performance* data.

Other cable manufacturers provide "typical" or "average" values on their cable specifications as an additional measure of cable performance. Unfortunately, there is no way to know what these typical or average values truly mean. There is no clear way to determine if these averages reflect the best-case values, the worst-case values, or if they blend the two together.

With Berk-Tek, there is no guessing. Our industry-leading guarantees and Expected Performance values give you a clear picture of just how good our game is. Exceed your expectations every time at www.berktek.com.



REAL VALUES. GUARANTEED.

Look for our *Expected Performance* medallions located online at www.berktek.com.



LANmark-10G2 Cables - Augmented Category 6

BERK-TEK



LANmark-10G2 UTP cable is the next-generation cable for high-speed data and multimedia applications, specifically designed to support the demanding needs of 10GBASE-T networks. The unique, patent-pending design effectively reduces the damaging effects of alien crosstalk. Available usable bandwidth to 500 MHz allows for convergence of analog video, LAN, voice, etc., onto one cable simultaneously. Supports IEEE 802.3 10GBASE-T, 1000BASE-TX, 1000BASE-T, 100BASE-TX, ATM 155 Mbps, ANSI X3.263 100 Mbps.

SPECIFICATIONS

1. 23 AWG, 4-pair
2. Solid bare copper conductors
3. Nominal O.D. (in.): CMR 0.320, CMP 0.300
4. Approx. weight (lb./MF): CMR 46 CMP 43
5. CMR - PE insulation, CMP - FEP insulation
6. CMR and CMP - polymer alloy jacket

Technical Information & Standards

Augmented Category 6

PLENUM

Anixter No.	Vendor No.	Description
CMP-00424BKT-10G-01	10137384	White
CMP-00424BKT-10G-06	10130484	Blue
CMP-00424BKT-10G-09	10137183	Gray

NONPLENUM

Anixter No.	Vendor No.	Description
CM-00424BKT-10G-01	10137703	White
CM-00424BKT-10G-06	10137700	Blue
CM-00424BKT-10G-09	10137701	Gray

LANmark-2000 Cables - Category 6

BERK-TEK



LANmark-2000 UTP, one of the highest-performing Enhanced Category 6 cables, is intended for high-speed data and multimedia applications. LANmark-2000 is also ideal for remotely powering devices such as wireless access points, cameras and VoIP phones using Power over Ethernet (PoE). Available usable bandwidth to 600 MHz allows for convergence of analog video, LAN, voice, etc., onto one cable simultaneously. Supports IEEE 802.3 1000BASE-T, 100BASE-TX, 100BASE-VG, 10BASE-T, ATM 155 Mbps, ANSI X3.263 100 Mbps.

SPECIFICATIONS

1. 23 AWG, 4-pair
2. Solid bare copper conductors
3. Conductors are twisted into varying lengths of lay to minimize crosstalk
4. Nominal O.D. (in.): CMR 0.231 and CMP 0.220
5. Approx. weight (lb./MF): CMR 30, CMP 30
6. CMR - PE insulation, CMP - FEP insulation
7. CMR and CMP - FRPVC jacket

Technical Information & Standards

ANSI/TIA Category 6 compliant

ISO/IEC 11801-1995

EN 50173

CMR - nonplenum, CMP - plenum

PLENUM

NOTE: Add "RB" after the -7 for a Reel-in-a-Box (e.g. CMP-00424BKT-7RB-01)

Anixter No.	Vendor No.	Description
CMP-00424BKT-7-01	10167311	White
CMP-00424BKT-7-04	10170668	Green
CMP-00424BKT-7-05	10167308	Yellow
CMP-00424BKT-7-06	10163222	Blue
CMP-00424BKT-7-09	10167464	Gray

NONPLENUM

NOTE: Add "RB" after the -7 for a Reel-in-a-Box (e.g. CMR-00424BKT-7RB-01)

Anixter No.	Vendor No.	Description
CMR-00424BKT-7-01	10167480	White
CMR-00424BKT-7-04	10170687	Green
CMR-00424BKT-7-05	10167482	Yellow
CMR-00424BKT-7-06	10167476	Blue
CMR-00424BKT-7-08	10170689	Orange

Copper Cable Solutions

Berk-Tek UTP

LANmark-1000 Cables - Category 6

BERK-TEK



LANmark-1000 communications cables are designed to support Gigabit high-end communications network applications and provide headroom over the Category 6 standard. They are ideal for existing applications such as 10/100 Mbps Ethernet and for high-speed applications such as Gigabit Ethernet.

LANmark-1000 cables will support full-duplex and half-duplex operation, digital video and broadband and baseband analog video. Supports IEEE 802.3 1000BASE-T, 1000BASE-TX, 10BASE-T, ATM 155 Mbps.

SPECIFICATIONS

1. 23 AWG, 4-pair
2. Solid bare copper conductors
3. Nominal O.D. (in.): CMR 0.228 and CMP 0.226
4. Approx. weight (lb./MF): CMR 25, CMP 29
5. Conductors are twisted into varying lengths of lay to minimize crosstalk
6. CMR - PE insulation, CMP - FEP insulation
7. CMR and CMP - FRPVC jacket

Technical Information & Standards

ANSI/TIA Category 6 compliant

ISO/IEC 11801

CMR - nonplenum, CMP - plenum

PLENUM

NOTE: Drop "U" after -7 for reel part numbers (e.g. CMP-00424LAN-7-01)

Anixter No.	Vendor No.	Description
CMP-00424LAN-7U-01	10032092	White
CMP-00424LAN-7U-03	10033996	Red
CMP-00424LAN-7U-04	10032097	Green
CMP-00424LAN-7U-05	10032090	Yellow
CMP-00424LAN-7U-06	10032094	Blue
CMP-00424LAN-7U-08	10033997	Orange
CMP-00424LAN-7U-09	10032026	Gray

NONPLENUM

NOTE: Drop "U" after -7 for reel part numbers (e.g. CM-00424LAN-7-01)

Anixter No.	Vendor No.	Description
CM-00424LAN-7U-01	10032459	White
CM-00424LAN-7U-03	10032477	Red
CM-00424LAN-7U-04	10032479	Green
CM-00424LAN-7U-05	10032461	Yellow
CM-00424LAN-7U-06	10032455	Blue
CM-00424LAN-7U-08	10042077	Orange
CM-00424LAN-7U-09	10032452	Gray

LANmark-1000 Bulk Patch Cable - Category 6

BERK-TEK



Intended for high-speed local area networks (LANs), specifically cross-connections to the horizontal cabling system for data and voice applications.

SPECIFICATIONS

1. 24 AWG, 4-pair
2. Stranded tinned copper conductors
3. Nominal O.D. (in.): 0.224
4. Approx. weight: 25 lb./MF
5. Conductors are twisted into varying lengths of lay to minimize crosstalk
6. PE insulation
7. PVC jacket

Technical Information & Standards

ANSI/TIA Category 6 compliant

UL 1581, CM, CMG, IEC 332-1

Anixter No.	Vendor No.	Description
9D2404CLR7-01	10032679	White
9D2404CLR7-02	10032692	Black
9D2404CLR7-03	10032690	Red
9D2404CLR7-04	10032693	Green
9D2404CLR7-05	10032681	Yellow
9D2404CLR7-06	10032680	Blue
9D2404CLR7-09	10032678	Gray

LANmark-6 Cables - Category 6

BERK-TEK



LANmark-6 communications cables are ANSI/TIA Category 6-compliant and are designed to support Gigabit communications network applications. They provide a cost-effective solution for existing applications such as 10/100 Mbps Ethernet and for high-speed applications such as Gigabit Ethernet. LANmark-6 cables will support full-duplex and half-duplex operation, digital video and broadband and baseband analog video. Supports IEEE 802.3 1000BASE-T, 1000BASE-TX, 10BASE-T, ATM 155 Mbps.

SPECIFICATIONS

1. 23 AWG, 4-pair
2. Solid bare copper conductors
3. Nominal O.D. (in.): CMR 0.195, CMP 0.224
4. Approx. weight (lb./MF): CMR 23 and CMP 29
5. Conductors are twisted into varying lengths of lay to minimize crosstalk
6. CMR - PE insulation, CMP - FEP insulation
7. CMR and CMP - FRPVC jacket

Technical Information & Standards

ANSI/TIA Category 6 compliant
ISO/IEC 11801

CMR - nonplenum, CMP - plenum

PLENUM

NOTE: Drop "U" after -6 for reel part numbers (e.g. CMP-00423BKT-6-01).

Anixter No.	Vendor No.	Description
CMP-00423BKT-6U-01	10136230	White
CMP-00423BKT-6U-05	10136749	Yellow
CMP-00423BKT-6U-06	10136226	Blue
CMP-00423BKT-6U-09	10132983	Gray
CMP-00423BKT-6U-02	10188830	Black
CMP-00423BKT-6U-03	10137365	Red

NONPLENUM

NOTE: Drop "U" after -6 for reel part numbers (e.g. CMR-00423BKT-6-01).

Anixter No.	Vendor No.	Description
CMR-00423BKT-6U-01	10136340	White
CMR-00423BKT-6U-05	10136753	Yellow
CMR-00423BKT-6U-06	10136339	Blue
CMR-00423BKT-6U-09	10136338	Gray

LANmark-350 Cables - Category 5e

BERK-TEK



The LANmark-350 cable series is the premium Category 5e UTP cable specified and tested to 450 MHz. These cables are ideal for supporting IEEE 802.3 1000BASE-T, 100BASE-TX, 10BASE-T, ATM 155 Mbps, ANSI X3.263 100 Mbps.

SPECIFICATIONS

1. 24 AWG, 4-pair
2. Solid bare copper conductors
3. Nominal O.D. (in.): CMR 0.187, CMP 0.165
4. Approx. weight (lb./MF): CMR 20, CMP 21
5. Conductors are twisted into varying lengths of lay to minimize crosstalk
6. CMR - PE insulation, CMP - FEP insulation
7. CMR and CMP - FRPVC jacket

Technical Information & Standards

ANSI/TIA Category 5e compliant
ISO/IEC - 11801

CMR - nonplenum, CMP - plenum

PLENUM

NOTE: Drop "U" after -6 for reel part numbers (e.g., CMP-00424LAN-6-01).

Anixter No.	Vendor No.	Description
CMP-00424LAN-6U-01	10032072	White
CMP-00424LAN-6U-02	10034514	Black
CMP-00424LAN-6U-03	10032076	Red
CMP-00424LAN-6U-04	10032086	Green
CMP-00424LAN-6U-05	10032060	Yellow
CMP-00424LAN-6U-06	10032065	Blue
CMP-00424LAN-6U-07	10032101	Brown
CMP-00424LAN-6U-08	10032082	Orange
CMP-00424LAN-6U-09	10032079	Gray
CMP-00424LAN-6U-10	10032088	Violet
CMP-00424LAN-6U-12	10032069	Pink

NONPLENUM

NOTE: Drop "U" after -6 for reel part numbers (e.g., CM-00424LAN-6-01).

Anixter No.	Vendor No.	Description
CM-00424LAN-6U-01	10032434	White
CM-00424LAN-6U-02	10032480	Black
CM-00424LAN-6U-03	10032491	Red
CM-00424LAN-6U-04	10032428	Green
CM-00424LAN-6U-05	10032419	Yellow
CM-00424LAN-6U-06	10032426	Blue
CM-00424LAN-6U-09	10032447	Gray
CM-00424LAN-6U-10	10032440	Violet

Copper Cable Solutions

Berk-Tek UTP

LANmark-350 Bulk Patch Cables - Category 5e

BERK-TEK



Intended for high-speed local area networks (LANs), specifically cross-connections to the horizontal cabling system for data and voice applications.

SPECIFICATIONS

1. 24 AWG, 4-pair
2. Stranded (7x32) tinned-copper conductors
3. Nominal O.D. (in.): 0.215
4. Approximate weight: 23 lb./MF
5. Conductors are twisted into varying lengths of lay to minimize crosstalk
6. PE insulation
7. PVC jacket

Technical Information & Standards

ANSI/TIA Category 5e compliant
UL 1581 CM, CMG

Anixter No.	Vendor No.	Description
9D2404CLR6-01	10032643	White
9D2404CLR6-02	10032641	Black
9D2404CLR6-03	10032645	Red
9D2404CLR6-04	10032647	Green
9D2404CLR6-05	10032637	Yellow
9D2404CLR6-06	10032639	Blue
9D2404CLR6-08	10032658	Orange
9D2404CLR6-09	10032649	Gray
9D2404CLR6-10	10032659	Violet
9D2404CLR6-12	10032621	Pink

HYPER Plus 5e Cables - Category 5e

BERK-TEK



Berk-Tek's HYPER Plus 5e UTP, 4-pair, Category 5e cable is the cost-effective choice for horizontal high-speed LANs, meeting industry-standard Category 5e data rates. Supports IEEE 802.3 1000BASE-T, 100BASE-TX, 10BASE-T, ATM 155 Mbps, ANSI X3.263 100 Mbps.

SPECIFICATIONS

1. 24 AWG, 4-pair
2. Solid bare copper conductors
3. Nominal O.D. (in.): CMR 0.187, CMP 0.202
4. Approx. weight (lb./MF): CMR 20, CMP 22
5. Conductors are twisted into varying lengths of lay to minimize crosstalk
6. CMR - PE insulation, CMP - FEP insulation
7. CMR and CMP - FRPVC jacket

Technical Information & Standards

ANSI/TIA Category 5e compliant
CMR - nonplenum, CMP - plenum

PLENUM

NOTE: Drop "U" after -5 for reel part numbers (e.g., CMP-00424BKTE-5-01).

Anixter No.	Vendor No.	Description
CMP-00424BKTE-5U-01	10032223	White
CMP-00424BKTE-5U-02	10033521	Black
CMP-00424BKTE-5U-03	10032229	Red
CMP-00424BKTE-5U-04	10032232	Green
CMP-00424BKTE-5U-05	10032235	Yellow
CMP-00424BKTE-5U-06	10032227	Blue
CMP-00424BKTE-5U-08	10032236	Orange
CMP-00424BKTE-5U-09	10032207	Gray
CMP-00424BKTE-5U-10	10034885	Violet

NONPLENUM

NOTE: Drop "U" after -5 for reel part numbers (e.g., CM-00424BKTE-5-01).

Anixter No.	Vendor No.	Description
CM-00424BKTE-5U-01	10032535	White
CM-00424BKTE-5U-02	10032536	Black
CM-00424BKTE-5U-03	10033584	Red
CM-00424BKTE-5U-04	10032539	Green
CM-00424BKTE-5U-05	10032531	Yellow
CM-00424BKTE-5U-06	10032528	Blue
CM-00424BKTE-5U-08	10033808	Orange
CM-00424BKTE-5U-09	10032510	Gray
CM-00424BKTE-5U-10	10044832	Violet

Bulk Patch Cables - Category 5e

BERK-TEK



Intended for high-speed local area network (LAN) applications through Category 5e data rates, specifically cross-connections to the horizontal cabling system for data and voice applications.

SPECIFICATIONS

1. 24 AWG, 4-pair
2. Stranded (7x32) tinned-copper conductors
3. Nominal O.D (in.): 0.215
4. Approx. weight (lb./MF): 23
5. Conductors are twisted into varying lengths of lay to minimize crosstalk
6. PE insulation
7. PVC jacket

Technical Information & Standards

ANSI/TIA Category 5e compliant
ISO/IEC - 11801
CM, PCC FT4

Anixter No.	Vendor No.	Description
9D2404BKTE5-01	10032716	White
9D2404BKTE5-02	10032705	Black
9D2404BKTE5-03	10032707	Red
9D2404BKTE5-04	10032709	Green
9D2404BKTE5-05	10032711	Yellow
9D2404BKTE5-06	10032713	Blue
9D2404BKTE5-08	10034057	Orange
9D2404BKTE5-09	10032718	Gray
9D2404BKTE5-10	10032715	Violet
9D2404BKTE5-12	10033590	Pink

PowerSUM 25-pair Cable - Category 5e

BERK-TEK



Berk-Tek's Category 5e 25 pair UTP Cables are designed for use in data and voice backbone applications and are ideal for Category 5e zone cabling applications and interconnect cable assemblies. PowerSUM Category 5e Backbone UTP communications cables are designed to support high-speed network applications including ANSI ASC x3T12 TP-PMD (100 Mbps FDDI), 10BASE-T, 100BASE-TX, 1000BASE-T Ethernet and ATM 155 Mbps.

SPECIFICATIONS

1. 24 AWG, 25-pair UTP
2. Solid bare copper conductors
3. Nominal O.D. (in.): CMR 0.500, CMP 0.455
4. Approx. weight (lb./MF): CMR 132, CMP 142
5. CMR - PE insulation, CMP - FEP
6. CMR - FRVC jacket, CMP - fluoropolymer jacket

Technical Information & Standards

North American: ANSI/TIA-568-C.2, UL 444 and C22.2 No.214-02
International: EU Directive 2002/95/EC (RoHS)
Nonplenum: UL 1666, CMR,
Plenum: NFPA 262, CMP

Anixter No.	Vendor No.	Description
CMP-02524BKT-5E-09	10059632	Plenum, gray jacket
CM-02524BKT-5E-09	10061456	Nonplenum, gray jacket

LANmark-6 Outside Plant Category 6

BERK-TEK



LANmark-6 OSP (outside plant) Standard Category 6 UTP cables are designed for outside applications, either aerial or buried in conduit or duct, where building to building interconnections must be made. LANmark-6 OSP communications cables are ANSI/TIA Category 6-compliant and are designed to support Gigabit communications network applications. They provide a cost-effective solution for existing applications such as 10/100 Mbps Ethernet and for high-speed applications such as Gigabit Ethernet. LANmark-6 cables will support full-duplex and half-duplex operation, digital video and broadband and baseband analog video. Supports IEEE 802.3 1000BASE-T, 1000BASE-TX, 10BASE-T, ATM 155 Mbps.

SPECIFICATIONS

1. 23 AWG, 4-pair
2. Solid bare copper conductors
3. Nominal O.D. (in.): 0.250
4. Approx. weight (lb./MF): 28
5. Conductors are twisted into varying lengths of lay to minimize crosstalk
6. Water-resistant flooding compound surrounds twisted pairs
7. Non-flame rated UV-resistant polyethylene jacket

Technical Information & Standards

ANSI/TIA Category 6 compliant

Anixter No.	Vendor No.	Description
CM-00424BKT-6-0D	10139885	Black

Copper Cable Solutions

Berk-Tek UTP

HYPER Plus 5e Cables - Outside Plant - Category 5e

BERK-TEK



Berk-Tek's HYPER Plus 5e OSP (outside plant) Standard Category 5e UTP cables are designed for outside applications, either aerial or buried in conduit or duct, where building to building interconnections must be made. HYPER Plus 5e UTP, 4-pair, Category 5e cable is the cost-effective choice for horizontal high-speed LANs, meeting industry-standard Category 5e data rates. Supports IEEE 802.3 1000BASE-T, 100BASE-TX, 10BASE-T, ATM 155 Mbps, ANSI X3.263 100 Mbps.

SPECIFICATIONS

1. 24 AWG, 4-pair
2. Solid bare copper conductors
3. Nominal O.D. (in.) 0.207
4. Approx. weight (lb./MF): 20
5. Water-resistant flooding compound surrounds twisted pairs
6. Non-flame rated UV-resistant polyethylene jacket

Technical Information & Standards

ANSI/TIA Category 5e compliant

Anixter No.	Vendor No.	Description
CM-00424BKT-5E-0D	10071496	Black

Premises Cables - Category 3

BERK-TEK



Intended for voice and data applications up to 16 MHz including: Token Ring, Ethernet, 10BASE-T, 100BASE-VG AnyLAN.

SPECIFICATIONS

1. 24 AWG solid, bare copper conductors
2. PVC bandmarked insulation
3. Twisted-pair construction
4. O.D. (in.): CMR 0.187, CMP 0.180
5. Approx. weight (lb./MF): CMR 19, CMP 19
6. CMR - PE insulation, CMP - PVC insulation
7. CMR - PVC jacket, CMP - FRPVC jacket

Technical Information & Standards

NEC CMR (nonplenum) CMP (plenum)
ANSI/TIA-568-B.2 Category 3 compliant

PLENUM

NOTE: Drop "U" after -3 for reel part numbers (e.g. CMP-00424SAP-3-01).

Anixter No.	Vendor No.	Description
CMP-00424SAP-3U-01	10032047	White
CMP-00424SAP-3U-06	10032031	Blue
CMP-00424SAP-3U-09	10032040	Gray

NONPLENUM

NOTE: Drop "U" after -3 for reel part numbers (e.g. CM-00424BAG-3BT).

Anixter No.	Vendor No.	Description
CM-00424BAG-3UBT	10032402	Gray
CM-00424CAG-3BTU-01	10034564	White

PowerSUM Backbone Cables - Category 3

BERK-TEK



The PowerSUM Category 3 UTP cables are designed for use in data and voice backbone applications. These cables are used for applications to support building backbone service. They can also be used for interconnecting satellite wiring closets. Supports 10BASE-T, Token Ring and voice telephony.

SPECIFICATIONS

1. 24 AWG solid bare copper conductors
2. Bandmarked PVC insulation
3. Standard telephony color code
4. Twisted-pair construction, three-layer core
5. CMR - FRPVC jacket, 25- to 300-pair CMP FRPVC jacket, 400-pair CMP - PVDF jacket

Technical Information & Standards

North American: ANSI/TIA-568-C.2, UL 444 and C22.2 No. 214-02

International: ISO/IEC 11801, EU Directive 2002/95/EC (RoHS)

Nonplenum: UL 1666, CMR, CMG, IEC 332-1

Plenum: NFPA 262, CMP

PLENUM

Anixter No.	Vendor No.	No. of Pairs	Nom. O.D. (in.)	Weight lb./1,000 ft.
CMP-02524BKT-3	10032111	25	0.382	100
CMP-05024BKT-3	10032112	50	0.496	198
CMP-10024BKT-3	10032113	100	0.889	395
CMP-20024BKT-3	10032123	200	1.012	691
CMP-30024BKT-3	10032124	300	1.270	1,226

NONPLENUM

Anixter No.	Vendor No.	No. of Pairs	Nom. O.D. (in.)	Weight lb./1,000 ft.
CM-05024BKT-3	10032471	50	0.525	196
CM-10024BKT-3	10032472	100	0.895	387

LANmark-10G FTP Cable - Category 6A F/UTP (Foiled Unshielded Twisted-pair)

BERK-TEK



Berk-Tek's LANmark-10G FTP is ideal for applications that require the most advanced cable performance and the additional signal isolation advantages of an F/UTP design. The Berk-Tek design incorporates one overall foil shield rather than individually shielding each twisted pair. Having one overall shield reduces the time needed for cable termination, results in a smaller outside diameter and reduces material costs.

SPECIFICATIONS

1. 23 AWG, 4-pair
2. Solid bare copper conductors
3. Conductors are twisted into varying lengths of lay to minimize crosstalk
4. Overall aluminum tape shield with stranded tinned copper drain wire
5. O.D. (in.): CMP 0.280, CMR 0.280
6. Approx. weight (lb./MF): CMP 40, CMR 38
7. CMP - FEP insulation, CMR - PE insulation
8. CMP - FRPVC jacket, CMR - polymer alloy jacket

Technical Information & Standards

ANSI/TIA 568-C.2-10, Category 6A
 UL 444 and C22.2 No. 2 14-02
 EU Directive 2002/95/EC (RoHS)
 Plenum NFPA 262, Riser NFPA 70

LANMARK-10G FTP CAT 6A CMP

Anixter No.	Vendor No.	Description
CMP-00423BER-F10G-09	10167487	Gray
CMP-00423BER-F10G-06	10143424	Blue
CMP-00423BER-F10G-01	10167485	White

LANMARK-10G FTP CAT 6A CMR

Anixter No.	Vendor No.	Description
CMR-00423BKT-F10G-09	10189798	Gray
CMR-00423BKT-F10G-06	10189567	Blue
CMR-00423BKT-F10G-01	10189801	White

LANmark-6 FTP Cable - Category 6 F/UTP (Foiled Unshielded Twisted-pair)

BERK-TEK



Berk-Tek's LANmark-6 FTP is the first independently verified Category 6 FTP cable. It is ideal for applications that require the most advanced cable performance and the additional signal isolation advantages of an FTP design. Completely characterized using PowerSUM crosstalk, LANmark-6 FTP introduced new electrical performance parameters to an FTP cable, addressing the needs of full duplex operation over four pairs. LANmark-6 FTP was also the first FTP cable to set requirements for cable balance, the performance parameter which affects cable emissions and protects the network from the damaging effects of outside noise sources such as alien crosstalk.

SPECIFICATIONS

1. 23 AWG, 4-pair
2. Solid bare copper conductors
3. Conductors are twisted into varying lengths of lay to minimize crosstalk
4. Overall aluminum tape shield with stranded tinned copper drain wire
5. O.D. (in.): CMR 0.28, CMP 0.285
6. Approx. weight (lb./MF): CMR 41.7, CMP 41.7
7. CMR - cellular polyethylene CMP - FEP insulation
8. CMR - FRPVC CMP - FRPVC jacket

Technical Information & Standards

ANSI/TIA 568-C.2, Category 6
 UL 444 and C22.2 No. 2 14-02
 ISO/IEC 11801 - 2nd Edition Category 6, EU Directive 2002/95/EC (RoHS)
 Nonplenum UL 1666, CMR
 Plenum - NFPA 262, CMP

LANMARK-6 FTP CMP

Anixter No.	Vendor No.	Description
CMP-00424LSN-6-09	10057903	Gray
CMP-00424LSN-6-03	10063671	Red
CMP-00424LSN-6-02	10063672	Black

LANMARK-6 FTP CMR

Anixter No.	Vendor No.	Description
CM-00424LSN-6-09	10070439	Gray
CM-00424LSN-6-03	10074211	Red
CM-00424LSN-6-02	10074212	Black

Berk-Tek F/UTP

LANmark-5e FTP Cable - Category 5e F/UTP (Foiled Unshielded Twisted Pair)

BERK-TEK



With independently verified performance that meets the ANSI/TIA Category 5e standard, Berk-Tek's LANmark-5e FTP provides the additional signal isolation advantages of an F/UTP design and is ideal for network installations that may be subjected to higher than normal external electromagnetic noise sources. They have a flexible aluminum tape shield with a tin-coated, stranded drain wire for easy grounding. LANmark-5e FTP cables are intended for high-speed applications including ATM 155 Mbps, FDDI/CDDI 100 Mbps, Ethernet 10BASE-T, 100BASE-TX, 1000BASE-TX, 10GBASE-T, 100VG-AnyLAN and Token Ring.

SPECIFICATIONS

1. 24 AWG, 4-pair
2. Solid bare copper conductors
3. Conductors are twisted into varying lengths of lay to minimize crosstalk
4. Overall aluminum tape shield with 26 AWG stranded drain wire
5. O.D. (in.): CMR 0.24, CMP 0.231
6. Approx. weight (lb./MF): CMR 29, CMP 30
7. CMR - FPE insulation, CMP - FEP insulation
8. CMR and CMP - FRPVC jacket

Technical Information & Standards

ANSI/TIA 568-C.2, Category 5e, UL 444 and C22.2 No. 214-02
 ISO/IEC 11801, EU Directive 2002/95/EC (RoHS)
 Nonplenum - UL 1666, CMR, CMG, IEC 332-1
 Plenum - NFPA 262, CMP

LANMARK-5E FTP CMP

Anixter No.	Vendor No.	Description
CMP-00424LSN-5E-09	10032121	Gray
CMP-00424LSN-5E-03	10053566	Red
CMP-00424LSN-5E-02	10061862	Black

LANMARK-5E FTP CMR

Anixter No.	Vendor No.	Description
CM-00424LSN-5E-09	10043494	Gray
CM-00424LSN-5E-03	10063684	Red

CommScope-Uniprise Solutions UTP Cable

ULTRA 10 Cables - Category 6A

COMMSCOPE-UNIPRISE SOLUTIONS



Available in plenum and nonplenum constructions, Uniprise ULTRA 10 F/UTP cables are designed to give channel performance exceeding Class E_A channel specifications. These cables feature a round, smooth shape that provides ease of handling and termination. A patented pair isolator improves pair separation and cable flexibility, while an optimized twist and strand scheme enhances high-frequency performance.

SPECIFICATIONS**10G4 specifications**

1. U/UTP (unshielded)
2. 23 AWG, 4 pair
3. Diameter over jacket: 0.300 in. (7.620 mm)
4. Jacket thickness: 0.053 in. (1.346 mm)
5. Max. pulling tension: 25 lb. (11 kg)
6. Cable weight: 42.40 lb./MF (17.5 kg)
7. Operating temperature: -4°F to 140°F (-20°C to 60°C)

10GN4 Specifications

1. U/UTP (unshielded)
2. 23 AWG, 4 pair
3. Diameter over jacket: 0.315 in. (8.001 mm)
4. Jacket thickness: 0.058 in. (1.473 mm)
5. Max. pulling tension: 25 lb. (11 kg)
6. Cable weight: 40.60 lb./MF
7. Operating temperature: -4°F to 140°F (-20°C to 60°C)

Technical Information & Standards

ANSI/TIA Category 6A compliant
ISO 9001:2008

PLENUM REELS 10G4

Anixter No.	Vendor No.	Jacket Color	Material ID
CMP-00423UNP10G-01	10G4	White	8765504/10
CMP-00423UNP10G-06	10G4	Blue	8765404/10
CMP-00423UNP10G-09	10G4	Slate (gray)	8765604/10

NONPLENUM REELS 10GN4

Anixter No.	Vendor No.	Jacket Color	Material ID
CMR-00423UNP10G-01	10GN4	White	8441704/10
CMR-00423UNP10G-06	10GN4	Blue	8441604/10
CMR-00423UNP10G-09	10GN4	Slate (gray)	8441804/10

UltraMedia Cables - Category 6

COMMSCOPE-UNIPRISE SOLUTIONS



UltraMedia is designed to exceed all Category 6 requirements for high-speed, full-duplex, parallel transmission protocols. The electrical characteristics of the cable are twice as good as those of standard Category 5e. The UltraMedia family uses the industry-accepted round design and includes the CommFlex jacket for improved handling characteristics. These cables will support high-end LAN applications such as ATM and Gigabit Ethernet. Patented design with Isolator pair separator for superior bandwidth performance. The flexible jacket strips cleanly and resists kinking and the co-extruded color striped pairs provide easy identification.

SPECIFICATIONS

1. 1,000 to 0 footage markers, WebTrak online test reports
2. 23 AWG, 4-pair
3. Solid bare copper conductors
4. Nominal O.D. (in.): CMR 0.23, CMP 0.223
5. Approx. weight (lb./MF): CMR 24.6, CMP 28.5
6. Conductors are twisted into varying lengths of lay to minimize crosstalk
7. CMR - FRPE insulation, CMP - FEP insulation
8. CMR - FRPVC jacket, CMP - CommFlex FRPVC jacket

Technical Information & Standards

ANSI/TIA Category 6 compliant
ICEA S-90-661
NEMA low-loss extended frequency
ISO/IEC 11801

PLENUM 7504 REEL

Anixter No.	Vendor No.	Jacket Color	Material ID
CMP-00424COM-7-01	7504	White	4763304/10
CMP-00424COM-7-04	7504	Teal	4763404/10
CMP-00424COM-7-05	7504	Yellow	4763504/10
CMP-00424COM-7-06	7504	Blue	4763204/10
CMP-00424COM-7-09	7504	Gray	4765304/10

PLENUM 7504 REEL-IN-BOX

Anixter No.	Vendor No.	Jacket Color	Material ID
CMP-00424COM-7RB-01	7504	White	4763394/10
CMP-00424COM-7RB-02	7504	Black	8747294/10
CMP-00424COM-7RB-04	7504	Teal	4766994/10
CMP-00424COM-7RB-05	7504	Yellow	4763594/10
CMP-00424COM-7RB-06	7504	Blue	4763294/10
CMP-00424COM-7RB-08	7504	Orange	4769594/10
CMP-00424COM-7RB-09	7504	Gray	4765394/10
CMP-00424COM-7RB-12	7504	Pink	4765694/10
CMP-00424COM-7RB-GN	7504-GREEN	Green	4766994/10

Continued on next page >>

CommScope-Uniprise Solutions UTP Cable

(continued) UltraMedia Cables - Category 6

PLENUM 7504 COMMPAK BOX

Anixter No.	Vendor No.	Jacket Color	Material ID
CMP-00424COM-7U-01	7504	White	4763314/10
CMP-00424COM-7U-04	7504	Teal	4766914/10
CMP-00424COM-7U-05	7504	Yellow	4763514/10
CMP-00424COM-7U-06	7504	Blue	4763214/10
CMP-00424COM-7U-09	7504	Gray	4765314/10

NONPLENUM 75N4 REEL

Anixter No.	Vendor No.	Jacket Color	Material ID
CM-00424COM-7-01	75N4	White	4662104/10
CM-00424COM-7-04	75N4	Teal	4665304/10
CM-00424COM-7-05	75N4	Yellow	4662404/10
CM-00424COM-7-06	75N4	Blue	4662004/10
CM-00424COM-7-09	75N4	Gray	4662204/10

NONPLENUM 75N4 REEL-IN-BOX

Anixter No.	Vendor No.	Jacket Color	Material ID
CM-00424COM-7RB-01	75N4	White	4662194/10
CM-00424COM-7RB-03	75N4	Red	4662394/10
CM-00424COM-7RB-04	75N4	Teal	4665394/10
CM-00424COM-7RB-05	75N4	Yellow	4662494/10
CM-00424COM-7RB-06	75N4	Blue	4662094/10
CM-00424COM-7RB-08	75N4	Orange	8843994/10
CM-00424COM-7RB-09	75N4	Gray	4662294/10

NONPLENUM 75N4 COMMPAK BOX

Anixter No.	Vendor No.	Jacket Color	Material ID
CM-00424COM-7U-01	75N4	White	4662114/10
CM-00424COM-7U-02	75N4	Black	8440214/10
CM-00424COM-7U-03	75N4	Red	4662314/10
CM-00424COM-7U-04	75N4	Teal	4665314/10
CM-00424COM-7U-05	75N4	Yellow	4662414/10
CM-00424COM-7U-06	75N4	Blue	4662014/10
CM-00424COM-7U-09	75N4	Slate (gray)	4662214/10

Media 6 Cables - Category 6

COMMSCOPE-UNIPRISE SOLUTIONS



Media 6 meets all Category 6 specifications to support broadband video and high-speed, full-duplex transmission protocols that dominate new technologies. Features include a flexible jacket, 1,000 to 0 footage markers, vibrant-colored pairs

with co-extruded color stripe for easy identification, and a smaller O.D. than typical Category 6 products. Test reports available via online WebTrak test reporting system.

SPECIFICATIONS

1. 23 AWG, 4-pair
2. Solid bare copper conductors
3. Nominal O.D. (in.): CMP 0.215, CMR 0.220
4. Approx. weight (lb/MF): CMP 28, CMR 23.6
5. Conductors are twisted into varying lengths of lay to minimize crosstalk
6. CMP - FEP insulation, CMR - PE insulation
7. CMP - FRPVC jacket, CMR - FRPVC jacket

Technical Information & Standards

ANSI/TIA Category 6 compliant
 NEMA WC 63/66
 ANSI/ICEA S-90-661

PLENUM 6504+ REEL

Anixter No.	Vendor No.	Jacket Color	Material ID
CMP-00424CSP-7-01	6504+	White	8773704/10
CMP-00424CSP-7-05	6504+	Yellow	8773904/10
CMP-00424CSP-7-06	6504+	Blue	8773604/10
CMP-00424CSP-7-09	6504+	Gray	8773804/10

PLENUM 6504+ COMMPAK BOX

Anixter No.	Vendor No.	Jacket Color	Material ID
CMP-00424CSP-7U-01	6504+	White	8773714/10
CMP-00424CSP-7U-02	6504+	Black	8773414/10
CMP-00424CSP-7U-03	6504+	Red	8774214/10
CMP-00424CSP-7U-04	6504+	Green	8774114/10
CMP-00424CSP-7U-05	6504+	Yellow	8773914/10
CMP-00424CSP-7U-06	6504+	Blue	8773614/10
CMP-00424CSP-7U-08	6504+	Orange	8774014/10
CMP-00424CSP-7U-09	6504+	Gray	8773814/10

NONPLENUM 65N4+ REEL

Anixter No.	Vendor No.	Jacket Color	Material ID
CM-00424CSP-7-01	65N4+	White	8471704/10
CM-00424CSP-7-02	65N4+	Black	8472204/10
CM-00424CSP-7-05	65N4+	Yellow	8471904/10
CM-00424CSP-7-06	65N4+	Blue	8471504/10

NONPLENUM 65N4+ COMMPAK BOX

Anixter No.	Vendor No.	Jacket Color	Material ID
CM-00424CSP-7U-02	65N4+	Black	8472214/10
CM-00424CSP-7U-03	65N4+	Red	8472314/10
CM-00424CSP-7U-04	65N4+	Green	8472114/10
CM-00424CSP-7U-05	65N4+	Yellow	8471914/10
CM-00424CSP-7U-06	65N4+	Blue	8471514/10
CM-00424CSP-7U-09	65N4+	Gray	8471814/10

CommScope-Uniprise Solutions UTP Cable

Ultra II Cables - Category 5e

COMMSCOPE-UNIPRISE SOLUTIONS



Ultra II is the 350 MHz Enhanced Category 5e unshielded twisted-pair cable that provides guaranteed headroom over the ANSI/TIA-568-B.2 specification. Ultra II incorporates PowerSUM NEXT, superior ACR performance and 15 ns Delay Skew to deliver the needed performance to high-speed, full-duplex data networks. Ultra II utilizes CommFlex jacketing to improve pulling, handling and stripping. Co-extruded stripes simplify traceability and termination. Test reports available via online WebTrak test reporting system.

SPECIFICATIONS

1. 24 AWG, 4-pair
2. Solid bare copper conductors
3. Nominal O.D. (in.): CMR 0.209, CMP 0.193
4. Approx. weight: CMR 21.8, CMP 22.3
5. Conductors are twisted into varying lengths of lay to minimize crosstalk
6. CMR - PE insulation, CMP - FEP insulation
7. CMR - FRPVC jacket, CMP - CommFlex FRPVC jacket

Technical Information & Standards

ANSI/TIA Category 5e compliant
 CMP CSA FT-6 - plenum
 CMR CSA FT-4 - nonplenum
 ISO/IEC 11801

PLENUM 5504M REEL

Anixter No.	Vendor No.	Jacket Color	Material ID
CMP-00424COM-6-01	5504M	White	4196804/10
CMP-00424COM-6-05	5504M	Yellow	4197404/10
CMP-00424COM-6-06	5504M	Blue	4196904/10

PLENUM 5504M COMMPAK BOX

Anixter No.	Vendor No.	Jacket Color	Material ID
CMP-00424COM-6U-01	5504M	White	4196814/10
CMP-00424COM-6U-05	5504M	Yellow	4197414/10
CMP-00424COM-6U-06	5504M	Blue	4196914/10

NONPLENUM 55N4R REEL

Anixter No.	Vendor No.	Jacket Color	Material ID
CM-00424COM-6-01	55N4R	White	4640404/10
CM-00424COM-6-05	55N4R	Yellow	4641804/10
CM-00424COM-6-06	55N4R	Blue	4299704/10
CM-00424COM-6-09	55N4R	Gray	4299604/10
CM-00424COM-6-12	55N4R	Pink	4640904/10

NONPLENUM 55N4R COMMPAK BOX

Anixter No.	Vendor No.	Jacket Color	Material ID
CM-00424COM-6U-01	55N4R	White	4640414/10
CM-00424COM-6U-05	55N4R	Yellow	4641814/10
CM-00424COM-6U-09	55N4R	Gray	4299614/10
CM-00424COM-6U-12	55N4R	Pink	4640914/10

DataPipe Cables - Category 5e

COMMSCOPE-UNIPRISE SOLUTIONS



The DataPipe Category 5e family comes in both plenum and nonplenum constructions. DataPipe is a 200 MHz cable developed for simultaneous bi-directional transmission over 4-pairs. Typical applications include those of Category 5e and full-duplex encoding schemes such as Gigabit Ethernet. These cables have a CommFlex jacket to reduce friction during installation resulting in less strain on the twisted pairs and prevents kinking. Test reports available via online WebTrak test reporting system. 1,000 to 0 footage markers.

SPECIFICATIONS

1. 24 AWG, 4-pair
2. Solid bare copper conductors
3. Nominal O.D. (in.): CMR 0.205, CMP 0.180
4. Approx. weight (lb/MF): CMR 20.3, CMP 20
5. Conductors twisted into varying lengths of lay to minimize crosstalk
6. CMR - PE insulation, CMP - foam FEP insulation
7. CMR - PVC jacket, CMP - CommFlex FRPVC jacket

Technical Information & Standards

ANSI/TIA Category 5e compliant
 ISO/IEC 11801

PLENUM 5E55 REEL

Anixter No.	Vendor No.	Jacket Color	Material ID
CMP-00424COM-5-01F	5E55	White	4759104/10
CMP-00424COM-5-06F	5E55	Blue	4759004/10
CMP-00424COM-5-09F	5E55	Gray	4759204/10

PLENUM 5E55 COMMPAK BOX

Anixter No.	Vendor No.	Jacket Color	Material ID
CMP-00424COM-5U-01F	5E55	White	4759114/10
CMP-00424COM-5U-06F	5E55	Blue	4759014/10
CMP-00424COM-5U-09F	5E55	Gray	4759214/10

NONPLENUM 5EN5

Anixter No.	Vendor No.	Jacket Color	Material ID
CM-00424CMF-5-01	5EN5	White	4657004/10
CM-00424CMF-5-06	5EN5	Blue	4656904/10
CM-00424CMF-5-09	5EN5	Gray	4657104/10

NONPLENUM 5EN5 COMMPAK BOX

Anixter No.	Vendor No.	Jacket Color	Material ID
CM-00424CMF-5U-01	5EN5	White	4657014/10
CM-00424CMF-5U-06	5EN5	Blue	4656914/10
CM-00424CMF-5U-09	5EN5	Gray	4657114/10

CommScope-Uniprise Solutions STP Cable

Screened Cables - Category 5e and 6

COMMSCOPE-UNIPRISE SOLUTIONS



CommScope delivers Category 5e extended frequency screened cables for LAN applications such as 155 Mbps ATM, Fast Ethernet, 16 Mbps Token Ring and 10 Mbps Ethernet. Flexible jacket for improved handling. Category 6 features include a flexible jacket, 1,000 to 0 footage markers, vibrant colored pairs with a co-extruded color stripe on the white common cable for easy identification, and a smaller O.D. than typical Category 6 products. Test reports available via online WebTrak test reporting system.

SPECIFICATIONS

Specifications - Category 6

1. 24 AWG, 4-pair
2. Solid bare copper conductors
3. Conductors are twisted into varying lengths of lay to minimize crosstalk
4. Approx. O.D. (in.): CMR 0.288, CMP 0.268
5. Approx. weight (lb./MF): CMR 34.1, CMP 37.3

Specifications - Category 5e

1. 24 AWG, 4-pair
2. Solid bare copper conductors
3. Conductors are twisted into varying lengths of lay to minimize crosstalk
4. Approx. O.D. (in.): CMR 0.242, CMP 0.235
5. Approx. weight (lb./MF): CMR 27, CMP 29.6
6. Alum tape shield
7. CMR PE insulation, CMP FEP insulation
8. CMR PVC jacket, CMP CommFlex FRPVC jacket

Technical Information & Standards

ANSI/TIA Category 5e compliant (5ENS4)
 CENELEC EN50173
 ICEA S-90-661
 ISO/IEC 11801

CATEGORY 6

Anixter No.	Vendor No.	Jacket Color	Material ID
CMP-00423COM-C6-S-01	65S4+	White	8755204/10


CATEGORY 5E

Anixter No.	Vendor No.	Jacket Color	Material ID
CMP-00424COM-5E-S-01	5ES4	White	8740204/10
CM-00424COM-5E-S	5ENS4	White	4667004/10

CommScope-Uniprise Solutions 25-Pair Cable

25-pair Cables - Category 5e

COMMSCOPE-UNIPRISE SOLUTIONS



Typical applications range from voice to 155 Mbps, Fast Ethernet, ATM TPDDI, CDDI and TP-PMD.

SPECIFICATIONS

1. 24 AWG
2. Solid bare copper conductors
3. Nominal O.D. (in.): 5E25 - 0.590, 5EN25 - 0.529
4. Approx. weight (lb./MF): 5E25 - 167, 5EN25 - 116
5. CMR - PE insulation, CMP - FEP insulation
6. CMR - PVC jacket, CMP - PVDF jacket

Technical Information & Standards

ANSI/TIA Category 5e compliant

ISO/IEC 11801

ICEA S-90-661

Anixter No.	Vendor No.	Jacket Color	Material ID
CMP-02524SEG-5EC1	5E25	White	4172306/10
CM-02524SEG-5EC	5EN25	Gray	4272306/10

Copper Cable Solutions

General Cable UTP Cable

GenSPEED 10 MTP - Category 6A Cable - 10 Gigabit

GENERAL CABLE



GenSPEED 10 MTP Category 6A utilizes revolutionary Mosaic Crossblock technology to shield the cable from noise coming from external cable sources, referred to as alien crosstalk (PSANEXT and PSAACRF) - without the need for grounding. This patented technology was carefully designed with metallic blocks separated by an insulating layer. Since there is no metal-to-metal contact, there is no path for current to flow longitudinally and thus no need for grounding. Therefore, you get all the benefits of an STP/FTP cable without the cost or risk to your system. With typical headroom beyond 12 dB on PSANEXT and PSAACRF, GenSPEED 10 MTP offers unmatched Category 6A UTP performance.

SPECIFICATIONS

1. 23 AWG, 4-pair, UTP
2. Solid bare annealed copper conductors
3. Nominal O.D. (in.): CMR 0.305, CMP 0.300
4. Approx. weight (lb./MF): CMR 35, CMP 40
5. CMR - polyolefin insulation, CMP - fluoropolymer insulation
6. CMR and CMP - FRPVC jacket
7. Cross-web design

Technical Information & Standards

ANSI/TIA-568-C.2
RoHS Compliant Directive 2002/95/EC
UL 444

PLENUM

NOTE: 1,000 ft. reel

Anixter No.	Vendor No.	Description
CMP-00423GEN-6A-01	7131850	White
CMP-00423GEN-6A-06	7131849	Blue

NONPLENUM

NOTE: 1,000 ft. reel

Anixter No.	Vendor No.	Description
CM-00423GEN-6A-01	7133850	White
CM-00423GEN-6A-06	7133849	Blue

GenSPEED 10,000 - Category 6A Cable - 10 Gigabit

GENERAL CABLE



GenSPEED 10,000 Category 6A is a cost-effective, standards-compliant UTP cabling option designed to meet ANSI/TIA-568-C.2. Perfect for component upgrades, this cable is fully backward compatible to legacy infrastructures, and it prepares your system for 10 Gigabit applications. GenSPEED 10,000 solves the one gigabit limitation of Category 5e and Category 6, and is an ideal solution for bandwidth-intensive applications.

SPECIFICATIONS

1. 23 AWG, 4-pair, UTP
2. Solid bare annealed copper conductors
3. Nominal O.D. (in.): CMR 0.330, CMP 0.320
4. Approx. weight (lb./MF): CMR 42, CMP 45
5. CMR - polyolefin insulation, CMP - fluoropolymer insulation
6. CMR and CMP - FRPVC jacket
7. T-Top cross-web design

Technical Information & Standards

ANSI/TIA-568-C.2
RoHS Compliant Directive 2002/95/EC
UL 444

PLENUM

NOTE: 1,000 ft. reel

Anixter No.	Vendor No.	Description
CMP-00423GEN-10G-01	7131820	White
CMP-00423GEN-10G-05	7131822	Yellow
CMP-00423GEN-10G-06	7131819	Blue
CMP-00423GEN-10G-09	7131821	Gray

NONPLENUM

NOTE: 1,000 ft. reel

Anixter No.	Vendor No.	Description
CM-00423GEN-10G-01	7133820	White
CM-00423GEN-10G-05	7133822	Yellow
CM-00423GEN-10G-06	7133819	Blue
CM-00423GEN-10G-09	7133821	Gray

Other colors available.

GenSPEED 10,000 with 17 FREE - Category 6A Cable

GENERAL CABLE



GenSPEED 10,000 with 17 FREE is a halogen-free, UL-rated CMR cable that provides a more environmentally friendly cabling option. With increased flexibility over traditional LSZH and consistent electrical performance, this cable can meet all your green cabling needs.

SPECIFICATIONS

1. 23 AWG, 4-pair, UTP
2. Solid bare annealed copper conductors
3. Nominal O.D. (in.): CMR 0.330
4. Approx. weight (lb./MF): CMR 48
5. CMR jacket: zero-halogen polyolefin insulation

Technical Information & Standards

ANSI/TIA-568-C.2
ANSI/TIA-854: 1000BASE-TX
ISO/IEC 11801 Ed. 2.0 (Class E)
RoHS Compliant Directive 2002/95/EC
UL 444

General Cable UTP Cable

NONPLENUM

NOTE: 1,000 ft. reel.

Anixter No.	Vendor No.	Description
CM-00423GENF-10G-01	7133820-17F	White
CM-00423GENF-10G-06	7133819-17F	Blue

Other colors available.

GenSPEED 6500 Premium - Category 6 Cable

GENERAL CABLE



GenSPEED 6500 Premium Category 6 Cable has been designed and engineered with precision balance to offer ultimate headroom that protects the network from cable emissions and outside noise sources. This cable is capable of consistently outperforming under the present network infrastructure environments as well as being equipped to handle the next generation network applications. GenSPEED 6500 Premium Category cable is a high-end, optimally performing cable supporting the most bandwidth-intense applications.

FEATURES

- 23 AWG, 4-pair, UTP
- Solid bare annealed copper conductors
- Nominal O.D. (in.): CMR 0.260, CMP 0.250
- Approx. weight (lb./MF): CMR 30, CMP 32
- CMR - polyolefin insulation, CMP - fluoropolymer insulation
- CMR and CMP - FRPVC jacket
- Cross-web design

Technical Information & Standards

ANSI/TIA-568-C.2
 ANSI/TIA-862 (Building Automation)
 ISO/IEC 11801 Ed. 2.0 (Class E)
 ICEA S-102-700 (Category 6)
 RoHS Compliant Directive 2002/95/EC

PLENUM

Spool-Pac cartons

Anixter No.	Vendor No.	Description
CMP-00423GEN-E6RB-01	7131931	White
CMP-00423GEN-E6RB-06	7131930	Blue

NONPLENUM

Spool-Pac cartons

Anixter No.	Vendor No.	Description
CM-00423GEN-E6RB-01	7133931	White
CM-00423GEN-E6RB-06	7133930	Blue

Other colors and packaging available.

GenSPEED 6000 Enhanced - Category 6 Cable

GENERAL CABLE



General Cable's GenSPEED 6000 Enhanced Category 6 cable provides the market with an elevated-bandwidth and increased performance cabling solution for more robust and complex applications. This improved cable option comes with warranty assurance for advanced applications demanding more headroom over the standard.

SPECIFICATIONS

1. 23 AWG, 4-pair, UTP
2. Solid bare annealed copper conductors
3. Nominal O.D. (in.): CMR 0.235, CMP 0.225
4. Approx. weight (lb./MF): CMR 28, CMP 31
5. CMR - polyolefin insulation, CMP - fluoropolymer insulation
6. CMR and CMP - FRPVC jacket
7. Cross-web design

Technical Information & Standards

ANSI/TIA-568-C.2
 ANSI/TIA-862 (Building Automation)
 ISO/IEC 11801 Ed. 2.0 (Class E)
 ICEA S-102-700 (Category 6)
 RoHS Compliant Directive 2002/95/EC

PLENUM

NOTE: "6U" represents Pull-Pac cartons, "6RB" represents Spool-Pac cartons

Anixter No.	Vendor No.	Description
CMP-00423GEN-6U-01	7131901	White
CMP-00423GEN-6U-05	7131902	Yellow
CMP-00423GEN-6U-06	7131900	Blue
CMP-00423GEN-6U-09	7131903	Gray
CMP-00423GEN-6RB-01	7131941	White
CMP-00423GEN-6RB-05	7131942	Yellow
CMP-00423GEN-6RB-06	7131940	Blue
CMP-00423GEN-6RB-09	7131943	Gray

NONPLENUM

NOTE: "6U" represents Pull-Pac cartons, "6RB" represents Spool-Pac cartons

Anixter No.	Vendor No.	Description
CM-00423GEN-6U-01	7133901	White
CM-00423GEN-6U-05	7133902	Yellow
CM-00423GEN-6U-06	7133900	Blue
CM-00423GEN-6U-09	7133903	Gray
CM-00423GEN-6RB-01	7133941	White
CM-00423GEN-6RB-05	7133942	Yellow
CM-00423GEN-6RB-06	7133940	Blue
CM-00423GEN-6RB-09	7133943	Gray

Other colors and put-ups available.

Copper Cable Solutions

General Cable UTP Cable

GenSPEED 6 - Category 6 Cable

GENERAL CABLE



GenSPEED 6 is a standards-compliant Category 6 cable that features a unique tape design engineered for consistent electrical performance. Its TRU-Mark print legend contains footage markings from 1,000 ft. to 0 ft., making usage easier to track. This Category 6 cable is third-party verified for guaranteed performance and conforms to ANSI/TIA-568-C standards. It is offered in a variety of colors and can be shipped in General Cable's easy-to-use Pull-Pac or Spool-Pac cartons, or on reels.

SPECIFICATIONS

1. 23 AWG, 4-pair, UTP
2. Solid bare annealed copper conductors
3. Nominal O.D. (in.): CMR 0.205, CMP 0.200
4. Approx. weight (lb./MF): CMR 28, CMP 28
5. CMR - polyolefin insulation, CMP - fluoropolymer/dual-layer polyolefin insulation
6. CMR and CMP - FRPVC jacket
7. Unique tape separator

Technical Information & Standards

ANSI/TIA-568-C.2
ANSI/TIA-862 (Building Automation)
ISO/IEC 11801 Ed. 2.0 (Class E)
ICEA S-102-700 (Category 6)
RoHS Compliant Directive 2002/95/EC

PLENUM

NOTE: "6U" represents Pull-Pac cartons, "6RB" represents Spool-Pac cartons

Anixter No.	Vendor No.	Description
CM-00423GS6-6U-01	7131801	White
CM-00423GS6-6U-02	7131807	Black
CM-00423GS6-6U-03	7131804	Red
CMP-00423GS6-6U-04	7131806	Green
CM-00423GS6-6U-05	7131802	Yellow
CMP-00423GS6-6U-06	7131800	Blue
CM-00423GS6-6U-08	7131805	Orange
CMP-00423GS6-6U-09	7131803	Gray
CMP-00423GS6-6RB-01	7131841	White
CMP-00423GS6-6RB-02	7131847	Black
CMP-00423GS6-6RB-03	7131844	Red
CMP-00423GS6-6RB-04	7131846	Green
CMP-00423GS6-6RB-05	7131842	Yellow
CMP-00423GS6-6RB-06	7131840	Blue
CMP-00423GS6-6RB-08	7131845	Orange
CMP-00423GS6-6RB-09	7131843	Gray

NONPLENUM

NOTE: "6U" represents Pull-Pac cartons, "6RB" represents Spool-Pac cartons

Anixter No.	Vendor No.	Description
CM-00423GS6-6U-01	7133801	White
CM-00423GS6-6U-02	7133807	Black
CM-00423GS6-6U-03	7133804	Red

Anixter No.	Vendor No.	Description
CM-00423GS6-6U-04	7133806	Green
CM-00423GS6-6U-05	7133802	Yellow
CM-00423GS6-6U-06	7133800	Blue
CM-00423GS6-6U-08	7133805	Orange
CM-00423GS6-6U-09	7133803	Gray
CM-00423GS6-6RB-01	7133841	White
CM-00423GS6-6RB-02	7133847	Black
CM-00423GS6-6RB-03	7133844	Red
CM-00423GS6-6RB-04	7133846	Green
CM-00423GS6-6RB-05	7133842	Yellow
CM-00423GS6-6RB-06	7133840	Blue
CM-00423GS6-6RB-08	7133845	Orange
CM-00423GS6-6RB-09	7133843	Gray

Other colors and put-ups available.

GenSPEED 6 with 17 FREE - Category 6 Cable

GENERAL CABLE



GenSPEED 6 with 17 FREE is a halogen-free, UL-rated CMR cable that provides a more environmentally friendly cabling option. With increased flexibility over traditional LSZH and consistent electrical performance, this cable can meet all your green cabling needs.

SPECIFICATIONS

1. 23 AWG, 4-pair, UTP
2. Solid bare annealed copper conductors
3. Nominal O.D. (in.): CMR 0.210
4. Approx. weight (lb./MF): CMR 29
5. CMR jacket: zero-halogen polyolefin insulation

Technical Information & Standards

ANSI/TIA-568-C.2
ANSI/TIA-862 (Building Automation)
ISO/IEC 11801 Ed. 2.0 (Class E)
ICEA S-102-700 (Category 6)
NEC/CEC Type CMR (UL 1666) for Nonplenum
RoHS Compliant Directive 2002/95/EC
UL 444

NONPLENUM

NOTE: "6U" represents Pull-Pac cartons, "6RB" represents Spool-Pac cartons

Anixter No.	Vendor No.	Description
CM-00423GS6F-6U-01	7133801-17F	White 1,000 ft. Pull-Pac
CM-00423GS6F-6U-04	7133806-17F	Green 1,000 ft. Pull-Pac
CM-00423GS6F-6U-06	7133800-17F	Blue 1,000 ft. Pull-Pac
CM-00423GS6F-6RB-01	7133841-17F	White 1,000 ft. Spool-Pac
CM-00423GS6F-6RB-04	7133846-17F	Green 1,000 ft. Spool-Pac
CM-00423GS6F-6RB-06	7133840-17F	Blue 1,000 ft. Spool-Pac

Other colors and put-ups available.

General Cable UTP Cable

GenSPEED 5500 - Category 5e Cable

GENERAL CABLE



GenSPEED 5500 Premium Category 5e cable has been engineered for users who seek significant crosstalk performance for improved network optimization and reliability. This premium cable ensures increased headroom for future applications, lower bit-error rates, and higher signal transmission quality.

SPECIFICATIONS

1. 24 AWG, 4-pair, UTP
2. Solid bare annealed copper conductors
3. Nominal O.D. (in.): CMR 0.21, CMP 0.19
4. Approx. weight (lb./MF): CMR 22, CMP 20
5. CMR - PE insulation, CMP - fluoropolymer insulation
6. CMR and CMP - FRPVC jacket

Technical Information & Standards

ANSI/TIA Category 5e compliant
ANSI/TIA-862 (Building Automation)
ISO/IEC 11801 Ed. 2.0 (Class D)
ICEA S-90-661 (Category 5e)
RoHS Compliant Directive 2002/95/EC

PLENUM

NOTE: "6U" represents Pull-Pac cartons, "6RB" represents Spool-Pac cartons.

Anixter No.	Vendor No.	Description
CMP-00424BICC-6U-01	6131361	White
CMP-00424BICC-6U-06	6131278	Blue
CMP-00424BICC-6U-09	6131418	Gray
CMP-00424BICC-6RB-01	6131449	White
CMP-00424BICC-6RB-06	6131433	Blue
CMP-00424BICC-6RB-09	6131619	Gray

NONPLENUM

NOTE: "6U" represents Pull-Pac cartons, "6RB" represents Spool-Pac cartons.

Anixter No.	Vendor No.	Description
CM-00424BICC-6U-01	6133255	White
CM-00424BICC-6U-06	6133299	Blue
CM-00424BICC-6U-09	6133200	Gray
CM-00424BICC-6RB-01	6133339	White
CM-00424BICC-6RB-06	6133403	Blue
CM-00424BICC-6RB-09	6133331	Gray

Other colors and bulk put-ups available.

GenSPEED 5000 - Category 5e Cable

GENERAL CABLE



GenSPEED 5000 is a standards-compliant Category 5e cable engineered to provide stable and continuous performance. Its TRU-Mark print legend contains footage markings from 1,000 ft. to 0 ft., making usage easier to track. This Category 5e cable is third-party verified for guaranteed performance and conforms to ANSI/TIA-568-C.2 standards. It is offered in a variety of colors and can be shipped in General Cable's easy-to-use Pull-Pac or Spool-Pac cartons, or on reels.

SPECIFICATIONS

1. 24 AWG, 4-pair, UTP
2. Solid bare annealed copper conductors
3. Nominal O.D. (in.): CMR 0.20, CMP 0.18
4. Approx. weight (lb./MF): CMR 21, CMP 19
5. CMR - polyolefin insulation, CMP - fluoropolymer/dual-layer polyolefin insulation
6. CMR and CMP - FRPVC jacket

Technical Information & Standards

ANSI/TIA-568-C.2
ANSI/TIA-862 (Building Automation)
ISO/IEC 11801 Ed. 2.0 (Class D)
ICEA S-90-661 (Category 5e)
RoHS Compliant Directive 2002/95/EC

PLENUM

NOTE: Remove "U" after -5 for reels.

Anixter No.	Vendor No.	Description
CMP-00424BICC-5U-01	5131361E	White
CMP-00424BICC-5U-06	5131278E	Blue
CMP-00424BICC-5U-09	5131418E	Gray

NONPLENUM

NOTE: Remove "U" after -5 for reels.

Anixter No.	Vendor No.	Description
CM-00424BICC-5U-01	5133255E	White
CM-00424BICC-5U-06	5133299E	Blue
CM-00424BICC-5U-09	5133200E	Gray

Other colors and bulk put-ups available.

Copper Cable Solutions

General Cable UTP Cable

GenSPEED 5000 with 17 FREE - Category 5e Cable

GENERAL CABLE



GenSPEED 5000 with 17 FREE is a halogen-free, UL-rated CMR cable that provides a more environmentally friendly cabling option. With increased flexibility over traditional LSZH and continuous performance, this cable can meet all your green cabling needs.

SPECIFICATIONS

1. 24 AWG, 4-pair, UTP
2. Solid bare annealed copper conductors
3. Nominal O.D. (in.): CMR 0.205
4. Approx. weight (lb./MF): CMR 22
5. CMR insulation: polyolefin
6. CMR jacket: zero-halogen polyolefin

Technical Information & Standards

ANSI/TIA-568-C.2
ANSI/TIA-862 (Building Automation)
ISO/IEC 11801 Ed. 2.0 (Class D)
ICEA S-90-661 (Category 5e)
NEC/CEC Type CMR (UL 1666) for nonplenum
RoHS Compliant Directive 2002/95/EC
UL 444

NONPLENUM

NOTE: "6U" represents boxes, "6RB" represents Reel-in-a-Box

Anixter No.	Vendor No.	Description
CM-00424BICCF-5U-01	5133255E-17F	White 1,000 ft. Pull-Pac
CM-00424BICCF-5U-04	5133512E-17F	Green 1,000 ft. Pull-Pac
CM-00424BICCF-5U-06	5133299E-17F	Blue 1,000 ft. Pull-Pac
CM-00424BICCF-5RB-01	5133342E-17F	White 1,000 ft. Spool-Pac
CM-00424BICCF-5RB-04	5133693E-17F	Green 1,000 ft. Spool-Pac
CM-00424BICCF-5RB-06	5133374E-17F	Blue 1,000 ft. Spool-Pac

Other colors and put-ups available.

GenSPEED 5000 - Category 5e Backbone 25-Pair Cable

GENERAL CABLE



GenSPEED 5000 is a standard Category 5e cable, engineered to provide stable and continuous performance. Its TRU-Mark print legend contains footage markings from 1,000 ft. to 0 ft., making usage easier to track. This Category 5e cable is third-party verified for guaranteed performance and conforms to ANSI/TIA-568-C.2 standards. It is offered in a variety of colors and can be shipped in General Cable's easy-to-use Pull-Pac or Spool-Pac cartons, or on reels.

SPECIFICATIONS

1. 24 AWG, 25-pair, UTP
2. Solid bare annealed copper conductors

3. Nominal O.D. (in.): CMR 0.20, CMP 0.18
4. Approx. weight (lb./MF): CMR 21, CMP 19
5. CMR - polyolefin insulation, CMP - fluoropolymer/dual-layer polyolefin insulation
6. CMR and CMP - FRPVC jacket

Technical Information & Standards

ANSI/TIA-568-C.2
ANSI/TIA-862 (Building Automation)
ISO/IEC 11801 Ed. 2.0 (Class D)
ICEA S-90-661 (Category 5e)
RoHS Compliant Directive 2002/95/EC

PLENUM

NOTE: Remove "U" after -5 for reels.

Anixter No.	Vendor No.	Description
CM-02524BICC-5E-01	2131550E	White
CM-02524BICC-5E-06	2131753E	Blue

NONPLENUM

NOTE: Remove "U" after -5 for reels.

Anixter No.	Vendor No.	Description
CM-02524BICC-5E-01	2133781E	White
CM-02524BICC-5E-06	2133694E	Blue

Other colors and bulk put-ups available.

Category 3 - Plenum UTP Cable

GENERAL CABLE



General Cable's Category 3 UTP cable is available in CMR or CMP and pair counts from 2-300.

SPECIFICATIONS

1. 24 AWG, 2- to 100-pair UTP
2. Solid bare annealed copper conductors
3. Nominal O.D. (in.): CMP 0.17 (4-pair)
4. Approximate weight (lb./MF): CMP 17 (4-pair)
5. CMP - FRPVC insulation
6. CMP - FRPVC jacket

Technical Information & Standards

ANSI/TIA Category 3 compliant
ANSI/ICEA S-90-661 (Category 3)
RoHS Compliant Directive 2002/95/EC

Anixter No.	Vendor No.	Description
CM-00424BICC-3-01	2131249	White, reels
CM-00424BICC-3-09	2131419	Gray, reels
CM-00424BICC-3U-01	2131245	White, boxes
CM-00424BICC-3U-06	2131453	Blue, boxes
CM-00424BICC-3U-09	2131313	Gray, boxes

Additional pair counts available.

General Cable STP and F/UTP Cable

GenSPEED 10,000 - Category 6A U/FTP (STP) Shielded Cable

GENERAL CABLE



GenSPEED 10,000 Category 6A U/FTP (STP) cable is a shielded cabling option designed to meet ANSI/TIA-568-C.2. This shielded design allows for maximum pair separation, increasing the performance of key electrical parameters. Individual shielded pairs offer EMI protection. Perfect for component upgrades, this cable is fully backward compatible to legacy infrastructures, and it prepares your system for 10 Gigabit applications. GenSPEED 10,000 solves the one gigabit limitation of Category 5e and Category 6, and is an ideal solution for bandwidth-intensive applications.

SPECIFICATIONS

1. 23 AWG, 4-pair, UTP
2. Solid bare annealed copper conductors
3. Nominal O.D. (in.): CMR 0.310, CMP 0.290
4. Approx. weight (lb./MF): CMR 50, CMP 45
5. CMR - polyolefin insulation, CMP - fluoropolymer insulation
6. CMR and CMP - FRPVC jacket
7. T-Top cross-web design

Technical Information & Standards

ANSI/TIA-568-C.2
 ISO/IEC 11801 Ed. 2.0 (Class E)
 RoHS Compliant Directive 2002/95/EC
 UL 444

PLENUM

NOTE: 1,000 ft. reel

Anixter No.	Vendor No.	Description
CMP-00423GEN-10GS-01	7131787	White
CMP-00423GEN-10GS-06	7131786	Blue

NONPLENUM

NOTE: 1,000 ft. reel

Anixter No.	Vendor No.	Description
CM-00423GEN-10GS-01	7133787	White
CM-00423GEN-10GS-06	7133786	Blue

Other colors available.

GenSPEED 10,000 - Category 6A F/UTP (ScTP)

GENERAL CABLE



GenSPEED 10,000 Category 6A F/UTP (ScTP) cable is a shielded cabling option designed to meet ANSI/TIA-568-C.2. This shielded design allows for maximum pair separation, increasing the performance of key electrical parameters. Polyester-backed aluminum foil provides industry-leading protection from external cable noise sources. Perfect for component upgrades, this cable is fully backward compatible to legacy infrastructures, and it prepares your system for 10 Gigabit applications. GenSPEED 10,000 solves the one gigabit limitation of Category 5e and Category 6, and is an ideal solution for bandwidth-intensive applications.

SPECIFICATIONS

1. 23 AWG, 4-pair, UTP
2. Solid bare annealed copper conductors
3. Nominal O.D. (in.): CMR 0.320, CMP 0.320
4. Approx. weight (lb./MF): CMR 42, CMP 46
5. CMR - polyolefin insulation, CMP - fluoropolymer insulation
6. CMR and CMP - FRPVC jacket
7. T-Top cross-web design

Technical Information & Standards

ANSI/TIA-568-C.2
 ISO/IEC 11801 Ed. 2.0 (Class E)
 RoHS Compliant Directive 2002/95/EC
 UL 444

PLENUM

NOTE: 1,000 ft. reel

Anixter No.	Vendor No.	Description
CMP-00423GENA-10G-01	7131587	White
CMP-00423GENA-10G-06	7131586	Blue

NONPLENUM

NOTE: 1,000 ft. reel

Anixter No.	Vendor No.	Description
CM-00423GENA-10G-01	7133587	White
CM-00423GENA-10G-06	7133586	Blue

Other colors available.

General Cable STP and F/UTP Cable

GenSPEED 5000 - Category 5e Screened Cable

GENERAL CABLE



GenSPEED 5000 Screened Cable performs to Category 5e standards in noisy environments. The foil shield reduces electromagnetic interference (EMI) for optimal performance.

SPECIFICATIONS

1. 24 AWG, 4-pair, UTP
2. Solid bare annealed copper conductors
3. Nominal O.D. (in.): CMR 0.250, CMP 0.225
4. Approx. weight (lb./MF): CMR 36, CMP 32
5. CMR - polyolefin insulation, CMP - fluoropolymer insulation
6. CMR and CMP - FRPVC jacket

Technical Information & Standards

ANSI/TIA-568-C.2

ANSI/ICEA S-90-661 (Category 5e)

RoHS Compliant Directive 2002/95/EC

PLENUM

NOTE: 1,000 ft. reel.

Anixter No.	Vendor No.	Description
CMP-00424GEN-5E-S-01	2131778E	White
CMP-00424GEN-5E-S-06	2131611E	Blue

NONPLENUM

NOTE: 1,000 ft. reel.


Anixter No.	Vendor No.	Description
CM-00424GEN-5E-S-01	2133774E	White
CM-00424GEN-5E-S-06	2133496E	Blue

Other colors available.

PANDUIT UTP Cable

TX6A 10GIG UTP Copper Cable - 10 Gigabit

PANDUIT



PANDUIT's TX6A 10GIG UTP Copper Cabling System is a next-generation design utilizing innovative cable matrix tape technology and advanced connector compensation techniques to yield revolutionary channel performance. This new UTP cable design addresses the customer's preference for smaller and round shaped Category 6A cable without compromising performance. The TX6A 10GIG UTP Copper Cabling System provides better risk management throughout the enterprise by achieving operational cost efficiencies and reducing downtime. PANDUIT has developed this advanced system for mission-critical data centers and enterprise applications. This highly reliable and scalable infrastructure solution will increase network availability, mitigate risk and minimize power consumption.

SPECIFICATIONS

1. CMP - 23 AWG, CMR - 23 AWG; 4-pair UTP
2. Solid bare annealed copper conductors
3. Nominal O.D. (in.): CMR 0.295, CMP 0.295
4. CMR - PE insulation, CMP - FEP insulation
5. CMR and CMP - FRPVC jacket
6. Cross-divider separates pairs for exceptional performance
7. Plenum (CMP) and nonplenum (CMR) flame-rated

Technical Information & Standards

Certified channel performance in a 4-connector configuration up to 100 meters and exceeds the requirements of ANSI/TIA-568-C.2 Category 6A and ISO 11801 Class E_A standards for supporting 10GBASE-T transmission over twisted-pair cabling systems as part of the PANDUIT TX6A 10GIG UTP Copper Cabling System.

Certified component performance up to 100 meters and exceeds the ANSI/TIA-568-C.2 Category 6A and IEC 61156-5 Category 6A standards for supporting 10GBASE-T transmission over twisted-pair cabling systems

PLENUM

NOTE: 1,000 ft. reel.

Anixter No.	Vendor No.	Description
CMP-00423PND-6A-01	PUP6A04WH-UG	White
CMP-00423PND-6A-05	PUP6A04YL-UG	Yellow
CMP-00423PND-6A-06	PUP6A04BU-UG	Blue

NONPLENUM


NOTE: 1,000 ft. reel.

Anixter No.	Vendor No.	Description
CM-00423PND-6A-01	PUR6A04WH-UG	White
CM-00423PND-6A-05	PUR6A04YL-UG	Yellow
CM-00423PND-6A-06	PUR6A04BU-UG	Blue

Additional colors available upon request.
Should be installed as part of the complete PANDUIT TX6A 10GIG Copper Cabling System.

TX6500 - Category 6 UTP Cable

PANDUIT



These cables offer superior performance that exceeds Category 6 performance requirements. This product offers a small diameter for efficient pathway fill, is supplied as 1,000 ft. in an EZ-Break reel-in-box and has descending length markers on the cable to help speed installation.

SPECIFICATIONS

1. 23 AWG, 4 - pair UTP
2. Solid bare copper conductors
3. Cable diameter: CMR 0.265, CMP 0.264
4. CMR - PE insulation, CMP - FEP insulation
5. CMR and CMP - FRPVC jacket
6. Spine center membrane
7. Plenum (CMP) and nonplenum (CMR) flame-rated

Technical Information & Standards

Exceeds all requirements of ANSI/TIA-568-C.2 Category 6 and ISO 11801 Edition 2.0 for Class E channel standards

Exceeds all requirements of ANSI/TIA-568-C.2 Category 6 and IEC 61156-5 Category 6 component standards

PLENUM

Anixter No.	Vendor No.	Description
CMP-00424PND-7ERB-01	PUP6504WH-UY	White
CMP-00424PND-7ERB-05	PUP6504YL-UY	Yellow
CMP-00424PND-7ERB-06	PUP6504BU-UY	Blue
CMP-00424PND-7ERB-09	PUP6504IG-UY	International gray

NONPLENUM

Anixter No.	Vendor No.	Description
CM-00424PND-7ERB-01	PUR6504WH-UY	White
CM-00424PND-7ERB-05	PUR6504YL-UY	Yellow
CM-00424PND-7ERB-06	PUR6504BU-UY	Blue
CM-00424PND-7ERB-09	PUR6504IG-UY	International gray

Additional colors available upon request.
When installed as part of the TX6500 end-to-end solution, the PANDUIT Channel Headroom Warranty is available.

Copper Cable Solutions

PANDUIT UTP Cable

TX6000 - Category 6 UTP Cable

PANDUIT

The TX6000 cables exceed Category 6 standards performance requirements. This product offers a small diameter for efficient pathway fill, is supplied 1,000 feet in an easy payout EZ-Brake, reel-in-a-box and has descending length markers on the cable to help speed installation.

SPECIFICATIONS

1. 23 AWG, 4-pair UTP
2. Solid bare copper conductors
3. Cable diameter: CMR 0.240, CMP 0.236
4. CMR - PE insulation, CMP - FEP insulation
5. CMR and CMP - FRPVC jacket
6. Pair separator
7. Plenum (CMP) and nonplenum/riser (CMR) flame-rated

Technical Information & Standards

Exceeds requirements of ANSI/TIA-568-C.2 Category 6 and ISO 11801 2nd Edition Class E channel standards

Exceeds requirements of ANSI/TIA-568-C.2 and IEC 61156-5 Category 6 component standards

PLENUM

Anixter No.	Vendor No.	Description
CMP-00424PND-7RB-01	PUP6004WH-UY	White
CMP-00424PND-7RB-05	PUP6004YL-UY	Yellow
CMP-00424PND-7RB-06	PUP6004BU-UY	Blue
CMP-00424PND-7RB-09	PUP6004IG-UY	International gray

NONPLENUM

Anixter No.	Vendor No.	Description
CM-00424PND-7RB-01	PUR6004WH-UY	White
CM-00424PND-7RB-05	PUR6004YL-UY	Yellow
CM-00424PND-7RB-06	PUR6004BU-UY	Blue
CM-00424PND-7RB-09	PUR6004IG-UY	International gray

Additional colors available upon request.

When installed as part of the TX6000 end-to-end solution, the PANDUIT Channel Headroom Warranty is available.

TX5500 - Category 5e UTP Cable

PANDUIT

The TX5500 cables offer superior performance that exceeds Category 5e performance requirements. This product offers a small diameter for efficient pathway fill, is supplied 1,000 feet in an easy payout Reelex package, and has descending length markers on the cable to help speed installation.

SPECIFICATIONS

1. 24 AWG, 4-pair UTP
2. Solid bare copper conductors
3. Cable diameter: 4-pair riser - 0.225 in., 4-pair plenum - 0.193 in.
4. CMR - PE insulation, CMP - FEP insulation
5. CMR and CMP - FRPVC jacket
6. Plenum (CMP) and nonplenum/riser (CMR) flame rated

Technical Information & Standards

Exceeds requirements of ANSI/TIA-568-C.2 Category 5e and ISO 11801 2nd Edition Class D channel standards

Exceeds requirements of ANSI/TIA-568-C.2 and IEC 61156-5 Category 5e component standards

PLENUM

Anixter No.	Vendor No.	Description
CMP-00424PND-6U-01	PUP5504WH-UY	White
CMP-00424PND-6U-05	PUP5504YL-UY	Yellow
CMP-00424PND-6U-06	PUP5504BU-UY	Blue

NONPLENUM

Anixter No.	Vendor No.	Description
CM-00424PND-6U-01	PUR5504WH-UY	White
CM-00424PND-6U-06	PUR5504BU-UY	Blue
CM-00424PND-6U-09	PUR5504IG-UY	International gray

Also available in 25-pair plenum and nonplenum/riser.
Additional colors available upon request.

TX5500 25-pair Category 5e UTP Cable

PANDUIT

The TX5500 cables offer superior performance that exceeds Category 5e performance requirements. This product is supplied 1,000 feet on a wooden reel, and has descending length markers on the cable to help speed installation.

SPECIFICATIONS

1. 24 AWG, 25-pair UTP
2. Solid bare copper conductors
3. Cable diameter: 25-pair riser - 0.511 in., 25-pair plenum - 0.455 in.
4. CMR - HDPE insulation, CMP - FEP insulation
5. CMR - RFPVC jacket, CMP - fluoropolymer jacket
6. Plenum (CMP) and nonplenum/riser (CMR) flame rated

Technical Information & Standards

Exceeds requirements of ANSI/TIA-568-B.2 Category 5e and ISO 11801 2nd Edition Class D channel standards

Exceeds requirements of ANSI/TIA-568-B.2 and IEC 61156-5 Category 5e component standards

PLENUM

Anixter No.	Vendor No.	Description
CMP-02524PND-5E-01	PUP5525WH-UY	White
408096	PUP5525IG-UY	International gray
CMP-02524PND-5E-06	PUP5525BU-UY	Blue

NONPLENUM

Anixter No.	Vendor No.	Description
CM-02524PND-5E-01	PUR5525WH-UY	White
CM-02524PND-5E-06	PUR5525BU-UY	Blue
CM-02524PND-5E-09	PUR5525IG-UY	International gray

Additional colors available upon request.

TX5500 - Category 5e F/UTP Cable

PANDUIT

The TX5500 cables offer superior performance that exceeds Category 5e performance requirements. This product offers a small diameter for efficient pathway fill, is supplied 1,000 feet in an easy payout Reelex package, and has descending length markers on the cable to help speed installation.

SPECIFICATIONS

1. 24 AWG, 4-pair F/UTP
2. Solid bare copper conductors
3. Cable diameter: 4-pair riser - 0.241 in., 4-pair plenum - 0.229 in.
4. CMR - PE insulation, CMP - FEP insulation
5. CMR - CMP - FRPVC jacket
6. Plenum (CMP) and nonplenum/riser (CMR) flame rated

Technical Information & Standards

Exceeds requirements of ANSI/TIA-568-C.2 Category 5e and ISO 11801 2nd Edition Class D channel standards

Exceeds requirements of ANSI/TIA-568-C.2 and IEC 61156-5 Category 5e component standards

PLENUM

Anixter No.	Vendor No.	Description
CMP-0424PND-5E-01	PFP5504WH-UY	White
CMP-0424PND-5E-05	PFP5504YL-UY	Yellow
CMP-0424PND-5E-06	PFP5504WH-UY	Blue
CMP-0424PND-5E-09	PFP5504IG-UY	International gray
CMP-0424PND-5E-02	PFP5504BL-UY	Black
CMP-0424PND-5E-04	PFP5504GR-UY	Green
CMP-0424PND-5E-08	PFP5504OR-UY	Orange
CMP-0424PND-5E-10	PFP5504VL-UY	Violet
CMP-0424PND-5E-03	PFP5504RD-UY	Red

NONPLENUM


Anixter No.	Vendor No.	Description
CM-0424PND-5E-01	PFR5504WH-UY	White
CM-0424PND-5E-06	PFR5504BU-UY	Blue
CM-0424PND-5E-09	PFR5504IG-UY	International gray
CM-0424PND-5E-05	PFR5504YL-UY	Yellow
CM-0424PND-5E-04	PFR5504GR-UY	Green
CM-0424PND-5E-08	PFR5504OR-UY	Orange
CM-0424PND-5E-03	PFR5504RD-UY	Red
CM-0424PND-5E-02	PFR5504BL-UY	Black
CM-0424PND-5E-10	PFR5504VL-UY	Violet

Copper Cable Solutions

TE Connectivity UTP Cable

TrueNet Augmented Category 6 UTP Cable

TE CONNECTIVITY



An integral part of the TrueNet Structured Cabling System and the world's first UTP structured cabling system to enable 10 Gigabit Ethernet over a full 100 meters. Installed in high-performance networks worldwide, the system's patent-pending design minimizes alien crosstalk and insertion loss and meets the performance requirements of IEEE 802.3an and ANSI/TIA-568-C.2 standards.

TrueNet plenum cable features the patented AirES technology, which implements air as a conductor insulator. The use of air improves signal strengths and transmission speed, allowing the conductor and insulation diameter to be dramatically reduced. In turn, this maximizes tray, conduit and duct space, permitting more cables to be placed in a smaller space.

SPECIFICATIONS

1. 23 AWG, 4-pair
2. Solid bare copper conductor
3. Nominal O.D. (in.) CMR 0.295; CMP 0.275
4. Unique oblique elliptical offset filler for improved alien crosstalk
5. CMR - PO insulation, CMP - FEP insulation
6. CMR - FRPVC jacket, CMP - FRPVC jacket

Technical Information & Standards

ANSI/TIA-568-C.2

PLENUM REELS


Anixter No.	Vendor No.	Description
CMP-00424KRO-10T-01	10G-A6TP-WT02	White
CMP-00424KRO-10T-06	10G-A6TP-BL02	Blue

NONPLENUM REELS

Anixter No.	Vendor No.	Description
CM-00424KRO-10T-01	10G-A6TR-WT02	White
CM-00424KRO-10T-06	10G-A6TR-BL02	Blue

630 Series - Category 6 Enhanced UTP Cable

TE CONNECTIVITY



Intended for high-speed local area network (LAN) applications through data rates beyond 100 Mbps. Exceeds all requirements for Gigabit Ethernet, performance specified to 600 MHz and exceeds cable specifications for Category 6. Other colors are available.

SPECIFICATIONS

1. 23 AWG, 4-pair UTP
2. Solid bare copper conductors
3. Nominal O.D. (in.): CMR 0.235, CMP 0.220
4. Approximate weight (lb./MF): CMR 34, CMP 35
5. CMR - FRPE insulation, CMP - FEP insulation
6. CMR - FRPVC jacket, CMP - FRPVC jacket

Technical Information & Standards

ANSI/TIA Category 6 compliant

PLENUM

Anixter No.	Vendor No.	Description
CMP-00424AMPE-7RB-01	1499033-2	Reel-in-a-Box, white
CMP-00424AMPE-7RB-06	1499033-6	Reel-in-a-Box, blue

NONPLENUM

Anixter No.	Vendor No.	Description
CM-00424AMPE-7RB-01	1499038-2	Reel-in-a-Box, white
CM-00424AMPE-7RB-06	1499038-6	Reel-in-a-Box, blue

620 Series - Category 6 UTP Cable

TE CONNECTIVITY

Intended for high-speed local area network (LAN) applications through data rates beyond 100 Mbps. Exceeds all requirements for Gigabit Ethernet, performance specified to 600 MHz and exceeds cable specifications for Category 6. Other colors are available.

SPECIFICATIONS

1. CMR - 24 AWG, 4-pair UTP
2. CMP - 23 AWG, 4-pair UTP
3. Solid bare copper conductors
4. Nominal O.D. (in.): CMR 0.206, CMP 0.206
5. Approximate weight (lb./MF): CMR 28, CMP 32
6. CMR - FRPE insulation, CMP - FEP insulation
7. CMR - FRPVC jacket, CMP - FRPVC jacket

Technical Information & Standards

ANSI/TIA Category 6 compliant

TE Connectivity UTP Cable

PLENUM


Anixter No.	Vendor No.	Description
CMP-00424AMP-C6RB-01	219567-2	Reel-in-a-Box, white
CMP-00424AMP-C6RB-06	219567-6	Reel-in-a-Box, blue

NONPLENUM

Anixter No.	Vendor No.	Description
CM-00424AMP-C6RB-01	219560-2	Reel-in-a-Box, white
CM-00424AMP-C6RB-06	219560-6	Reel-in-a-Box, blue

TrueNet Category 6 Cables

TE CONNECTIVITY



This TE Connectivity cable series is comprised of ANSI/TIA-568-C.2 4-pair, Category 6 cables that are specified and tested to 600 MHz. These cables have guaranteed enhanced ACR, NEXT, PSNEXT and are part of TE's unique TrueNet warranted system. This guarantee makes them ideal for high-end data communications applications that require all four pairs.

TE Connectivity's plenum cable features AirES (Air Enhanced System) cable technology that improves data throughput, saves space, eases installation and reduces the danger of fire and smoke. Using patent-pending designs and manufacturing processes, AirES utilizes air as a conductor insulator. This scientific breakthrough results in a cable that incorporates superior performance while reducing overall size up to 32 percent.

SPECIFICATIONS

- 24 AWG, 4-pair
- Solid bare copper conductors
- Nominal O.D. (in.): CMR 0.215; CMP 0.208
- Conductors are twisted into varying lengths of lay to minimize crosstalk
- CMR - PO insulation, CMP - FEP insulation
- CMR - FRPVC jacket, CMP - FRPVC jacket

Technical Information & Standards

ANSI/TIA Category 6 compliant

PLENUM 2,000 FOOT REELS

Anixter No.	Vendor No.	Description
CMP-00424KRO2-7-01	TN6SP-WT04	White
CMP-00424KRO2-7-04	TN6SP-GN04	Green
CMP-00424KRO2-7-05	TN6SP-YL04	Yellow
CMP-00424KRO2-7-06	TN6SP-BL04	Blue
CMP-00424KRO2-7-09	TN6SP-GY04	Gray

PLENUM 1,000 FOOT REELS

Anixter No.	Vendor No.	Description
CMP-00424KRO-7-01	TN6SP-WT02	White
CMP-00424KRO-7-03	TN6SP-RD02	Red
CMP-00424KRO-7-04	TN6SP-GN02	Green
CMP-00424KRO-7-05	TN6SP-YL02	Yellow
CMP-00424KRO-7-06	TN6SP-BL02	Blue
CMP-00424KRO-7-09	TN6SP-GY02	Gray

PLENUM 1,000 FOOT REEL-IN-A-BOX

Anixter No.	Vendor No.	Description
CMP-00424KRO-7RB-01	TN6SP-WTRB	White
CMP-00424KRO-7RB-04	TN6SP-GNRB	Green
CMP-00424KRO-7RB-05	TN6SP-YLRB	Yellow
CMP-00424KRO-7RB-06	TN6SP-BLRB	Blue
CMP-00424KRO-7RB-08	TN6SP-ORRB	Orange
CMP-00424KRO-7RB-09	TN6SP-GYRB	Gray

NONPLENUM 1,000 FOOT REELS

NOTE: Add 'RB' after -7 for Reel-in-a-Box put-up

Anixter No.	Vendor No.	Description
CM-00424KRO-7-01	TN6SR-WT02	White
CM-00424KRO-7-04	TN6SR-GN02	Green
CM-00424KRO-7-05	TN6SR-YL02	Yellow
CM-00424KRO-7-06	TN6SR-BL02	Blue
CM-00424KRO-7-09	TN6SR-GY02	Gray

NONPLENUM 1,000 FOOT REEL-IN-A-BOX

Anixter No.	Vendor No.	Description
CM-00424KRO-7RB-01	TN6SR-WTRB	White
CM-00424KRO-7RB-04	TN6SR-GNRB	Green
CM-00424KRO-7RB-05	TN6SR-YLRB	Yellow
CM-00424KRO-7RB-06	TN6SR-BLRB	Blue
CM-00424KRO-7RB-09	TN6SR-GYRB	Gray
CM-00424KRO-7RB-03	TN6SR-RDRB	Red

610 Series - Category 6 UTP Cable

TE CONNECTIVITY

Intended for high-speed local area network (LAN) applications through data rates beyond 100 Mbps. Exceeds all requirements for Gigabit Ethernet, performance specified to 250 MHz and meets cable specifications for Category 6. Other colors are available.

SPECIFICATIONS

- 23 AWG, 4-pair UTP
- Solid bare copper conductors
- Nominal O.D. (in.): CMP 0.200
- Approximate weight (lb./MF): CMP 30
- CMP - FEP insulation, FRPVC jacket

Technical Information & Standards

ANSI/TIA Category 6 compliant

PLENUM


Anixter No.	Vendor No.	Description
CMP-00423AMP-6RB-01	5-1933047-2	Reel box, white
CMP-00423AMP-6RB-06	5-1933047-6	Reel box, blue

Copper Cable Solutions

TE Connectivity UTP Cable

520 Series - Category 5e UTP Cable

TE CONNECTIVITY



Intended for high-speed local area network (LAN) applications through data rates beyond 100 Mbps. Performance characterized to 350 MHz. Defines different LAN access methods while aiding instant circuit identification. Other colors available.

SPECIFICATIONS

1. 24 AWG, 4-pair UTP
2. Solid bare copper conductors
3. Nominal O.D. (in.): CMR 0.185, CMP 0.174
4. Approximate weight (lb./MF): CMR 22, CMP 22
5. CMR - FRPE insulation, CMP - FEP insulation
6. CMR - FRPVC jacket, CMP - FRPVC jacket

Technical Information & Standards

ANSI/TIA Category 5e compliant

PLENUM

Anixter No.	Vendor No.	Description
CMP-00424AMP-6RB-01	57825-2	Reel-in-a-Box, white
CMP-00424AMP-6RB-06	57825-6	Reel-in-a-Box, blue

NONPLENUM

Anixter No.	Vendor No.	Description
CM-00424AMP-6RB-01	57826-2	Reel-in-a-Box, white
CM-00424AMP-6RB-06	57826-6	Reel-in-a-Box, blue

TrueNet Category 5e Cables

TE CONNECTIVITY



TE Connectivity's AirES cable uses four twisted-pair construction. Designed for high-end data applications in TE's TrueNet Structured Cabling System where cable and components are matched to the highest performance standards. Applications include voice, data and video transmission.

AirES (Air Enhanced System) is the cable technology that improves data throughput, saves space, eases installation and reduces the danger of fire and smoke. Using patent-pending designs and manufacturing processes, AirES utilizes air as a conductor insulator. This scientific breakthrough results in a cable that incorporates superior performance while reducing overall size up to 32 percent.

SPECIFICATIONS

1. 24 AWG, 4-pair
2. Solid bare copper conductors
3. Nominal O.D. (in.): CMR 0.180, CMP 0.175
4. Conductors are twisted into varying lengths of lay to minimize crosstalk
5. CMR - PO insulation, CMP - FEP insulation
6. CMR - FRPVC jacket, CMP - FRPVC jacket

Technical Information & Standards

ANSI/TIA Category 5e compliant

ISO/IEC-11801

CMP - plenum, CMR - nonplenum

PLENUM 2,000 FOOT REELS

Anixter No.	Vendor No.	Description
CMP-00424KR02-6-01	TN5ESP-WT04	White
CMP-00424KR02-6-04	TN5ESP-GN04	Green
CMP-00424KR02-6-05	TN5ESP-YL04	Yellow
CMP-00424KR02-6-06	TN5ESP-BL04	Blue
CMP-00424KR02-6-08	TN5ESP-OR04	Orange
CMP-00424KR02-6-09	TN5ESP-GY04	Gray

PLENUM 2,000 FOOT REEL-IN-BOX

Anixter No.	Vendor No.	Description
CMP-00424KR02-6RB-01	TN5ESP-WTR4	White
CMP-00424KR02-6RB-04	TN5ESP-GNR4	Green
CMP-00424KR02-6RB-05	TN5ESP-YLR4	Yellow
CMP-00424KR02-6RB-06	TN5ESP-BLR4	Blue
CMP-00424KR02-6RB-09	TN5ESP-GYR4	Gray

PLENUM 1,000 FOOT BOXES

Anixter No.	Vendor No.	Description
CMP-00424KRO-6U-01	TN5ESP-WTH	White
CMP-00424KRO-6U-04	TN5ESP-GNH	Green
CMP-00424KRO-6U-05	TN5ESP-YLH	Yellow
CMP-00424KRO-6U-06	TN5ESP-BLH	Blue
CMP-00424KRO-6U-09	TN5ESP-GYH	Gray

NONPLENUM 2,000 FOOT REELS

Anixter No.	Vendor No.	Description
CM-00424KR02-6-01	TN5ESR-WT04-A	White
CM-00424KR02-6-04	TN5ESR-GN04-A	Green
CM-00424KR02-6-05	TN5ESR-YL04	Yellow
CM-00424KR02-6-06	TN5ESR-BL04-A	Blue
CM-00424KR02-6-09	TN5ESR-GY04-A	Gray


NONPLENUM 1,000 FOOT BOXES

Anixter No.	Vendor No.	Description
CM-00424KRO-6U-01	TN5ESR-WTH	White
CM-00424KRO-6U-04	TN5ESR-GNH	Green
CM-00424KRO-6U-05	TN5ESR-YLH	Yellow
CM-00424KRO-6U-06	TN5ESR-BLH	Blue
CM-00424KRO-6U-09	TN5ESR-GYH	Gray

TE Connectivity UTP Cable

510 Series - Category 5e UTP Cable

TE CONNECTIVITY



Intended for high-speed local area network (LAN) applications through data rates beyond 100 Mbps. Performance characterized to 200 MHz. Defines different LAN access methods while aiding instant circuit identification. Other colors available.

SPECIFICATIONS

1. 24 AWG, 4-pair UTP
2. Solid bare copper conductors
3. Nominal O.D. (in.): CMR 0.185, CMP 0.174
4. Approximate weight (lb./MF): CMR 22, CMP 22
5. CMR - FRPE insulation, CMP - FEP insulation
6. CMR - FRPVC jacket, CMP - FRPVC jacket

Technical Information & Standards

ANSI/TIA Category 5e compliant

PLENUM

Anixter No.	Vendor No.	Description
CMP-00424AMPE-5U-01	6-219513-2	Pull box, white
CMP-00424AMPE-5U-06	6-219513-6	Pull box, blue
CMP-00424AMPE-5U-09	6-219513-4	Pull box, gray

NONPLENUM

Anixter No.	Vendor No.	Description
CM-00424AMP-5EPB-01	6-219538-2	Pull box, white
CM-00424AMP-5EPB-06	6-219538-6	Pull box, blue

Category 5e 4-pair Plenum Data Cable

TE CONNECTIVITY

Intended for high-speed local area network (LAN) applications through data rates of 1 Gbps. TE Connectivity's TrueNet Category 5e cable series is comprised of ANSI/TIA-568-C.2 Category 5e cables that are specified and tested to 155 MHz.

SPECIFICATIONS

1. 24 AWG, 4-pair
2. Solid bare copper conductors
3. Nominal O.D. (in.): CMR 0.180, CMP 0.170
4. Approx. weight (lb./MF): CMR - 24, CMP - 24
5. Conductors are twisted into varying lengths of lay to minimize crosstalk
6. CMR - PO insulation, CMP - FEP insulation
7. CMR - FRPVC jacket, CMP - FRPVC jacket

Technical Information & Standards

ANSI/TIA Category 5e compliant

ISO/IEC-11801

CMP - plenum, CMR - nonplenum

PLENUM 2,000 FOOT REELS

Anixter No.	Vendor No.	Description
CMP-00424KRO2-5E-01	5ESP-WT04	White
CMP-00424KRO2-5E-04	5ESP-GN04	Green
CMP-00424KRO2-5E-05	5ESP-YL04	Yellow
CMP-00424KRO2-5E-06	5ESP-BL04	Blue
CMP-00424KRO2-5E-09	5ESP-GY04	Gray

PLENUM 1,000 FOOT BOXES (REELEX)

Anixter No.	Vendor No.	Description
CMP-00424KRO-5EU-01	5ESP-WTII	White
CMP-00424KRO-5EU-04	5ESP-GNII	Green
CMP-00424KRO-5EU-05	5ESP-YLII	Yellow
CMP-00424KRO-5EU-06	5ESP-BLII	Blue
CMP-00424KRO-5EU-09	5ESP-GYII	Gray

NONPLENUM 2,000 FOOT REELS

Anixter No.	Vendor No.	Description
CM-00424KRO2-5E-01	5ESR-WT04	White
CM-00424KRO2-5E-06	5ESR-BL04	Blue
CM-00424KRO2-5E-09	5ESR-GY04	Gray

NONPLENUM 1,000 FOOT BOXES

Anixter No.	Vendor No.	Description
CM-00424KRO-5EU-01	5ESR-WTII	White
CM-00424KRO-5EU-05	5ESR-YLII	Yellow
CM-00424KRO-5EU-06	5ESR-BLII	Blue
CM-00424KRO-5EU-09	5ESR-GYII	Gray

Copper Cable Solutions

TE Connectivity F/UTP Cable

XG 620 Series - Category 6A F/UTP Cable

TE CONNECTIVITY



Intended for high-speed local area network (LAN) applications through data rates beyond 10 Gbps. Exceeds all requirements for Gigabit Ethernet. Other colors are available.

SPECIFICATIONS

1. 23 AWG, 4-pair FTP
2. Solid bare copper conductors
3. Nominal O.D. (in.): CMR 0.287, CMP 0.287
4. Approximate weight (lb./MF): CMR 41, CMP 42
5. CMR - FRPE insulation, CMP - FEP insulation
6. CMR - FRPVC jacket, CMP - FRPVC jacket

Technical Information & Standards

ANSI/TIA Category 6A compliant

PLENUM

Anixter No.	Vendor No.	Description
CMP-00424AMP-C6-01S	4-1499416-1	Plenum, white
CMP-00424AMP-C6-06S	4-1499416-5	Plenum, blue

NONPLENUM

Anixter No.	Vendor No.	Description
CM-00424AMP-C6-01S	4-1499389-1	Nonplenum, white
CM-00424AMP-C6-06S	4-1499389-5	Nonplenum, blue

520 Series - Category 5e F/UTP Cable

TE CONNECTIVITY



Intended for high-speed local area network (LAN) applications. Exceeds all requirements for Gigabit Ethernet. Other colors available.

SPECIFICATIONS

1. 24 AWG, 4-pair FTP
2. Solid bare copper conductors
3. Nominal O.D. (in.): CMR 0.24, CMP 0.22
4. Approximate weight (lb./MF): CMR 29, CMP 31
5. CMR - FRPE insulation, CMP - FEP insulation
6. CMR - PVC jacket, CMP - FRPVC jacket

Technical Information & Standards

ANSI/TIA Category 5e compliant

PLENUM

Anixter No.	Vendor No.	Description
352955	1499172-1	Plenum, white
CMP-00424AMPE-5-06S	1499172-5	Plenum, blue

NONPLENUM

Anixter No.	Vendor No.	Description
284602	1499171-1	Nonplenum, white
CM-00424AMPS-6WR-06	1499171-5	Nonplenum, blue

TE Connectivity Central Office Cable

75 ohm Switchboard Cable

TE CONNECTIVITY



Analog POTS nonplenum UL and C(UL) Listed MPR/CMR switchboard cables are designed to provide economical solutions for connecting outside plant distribution cables to analog telephone lines used to provide dial tone and basic rate ISDN service. These cables exhibit Category 1-type electrical performance with a nominal characteristic impedance of 75 to 80 ohms at 772 kHz. The overall shielded switchboard cable provides protection from alien crosstalk between cables as well as ingress/egression of electrical interference.

SPECIFICATIONS

1. 24 AWG
2. Solid tinned-copper conductors
3. Standard telephony color code with insulated conductors marked with the color of their mate
4. PVC insulation
5. Shield (where applicable) is aluminum/polyester
6. Gray PVC outer jacket

Technical Information & Standards

UL and C(UL) listed type MPR/CMR

UNSHIELDED SWITCHBOARD CABLE

Anixter No.	Vendor No.	No. of Pairs	Nom. O.D. (in.)	Approx. Wt. lb./1,000 ft.
CM-00224TAG	T0224H0-GY10	2	0.130	11
CM-00324TAG	T0324H0-GY02	3	0.140	14
CM-00424TAG	T0424H0-GY10	4	0.160	18
CM-00624TAG	T0624H0-GY10	6	0.180	24
CM-01224TAG	T1224H0-GY10	12	0.230	46
CM-02524TAG-K	T2524H0-GY10	25	0.320	92
CM-03224TAG	T3224H0-GY10	32	0.360	114
CM-05024TAG	T5024H0-GY10	50	0.450	176
CM-10024TAG	T0024H0-GY10	100	0.620	326
CM-15024TAG	TC524H0-GY02	150	0.750	544

OVERALL SHIELDED PVC WITH TINNED-COPPER DRAIN WIRE

Anixter No.	Vendor No.	No. of Pairs	Nom. O.D. (in.)	Approx. Wt. lb./1,000 ft.
CM-00324TSG	T0324HA-GY10	3	0.140	16
CM-00424TSG	T0424HA-GY10	4	0.170	22
CM-00624TSG	T0624HA-GY10	6	0.190	30
CM-01224TSG	T1224HA-GY10	12	0.240	52
CM-01624TSG	T1624HA-GY10	16	0.300	68
CM-02524TSG-K	T2524HA-GY10	25	0.350	101
CM-03224TSG	T3224HA-GY10	32	0.440	130
CM-10024TSG	T0024HA-GY10	100	0.670	372

T1 Shielded Digital Cable

TE CONNECTIVITY



Digital transmission cables for T1/DS1, DS1C and DS2 frequencies. Designed for switching and transmission equipment cabling for telephone central offices, but can be used in campus or premises environments where T1 speeds and a low-loss shielded cable are required. Dual shield provides superior shielding performance to reduce signal interference. Equivalent to series 1249C. This design makes these cables ideal for termination of outside-plant distribution cabling to digital transmission equipment for VDSL, HDSL, SDSL, ADSL, DS1 (T1), DS1C, DS2 (T2), ISDN basic and primary rate and analog voice access lines.

SPECIFICATIONS

1. Solid tinned-copper conductors
2. Conductors are twisted into varying lengths of lay to minimize crosstalk
3. Core wrap (optional) and aluminum foil shield
4. Tinned-copper drain wire
5. Lead-free FRPVC jacket

Technical Information & Standards

UL and C(UL) listed type MPP/CMR

BellCore GR-137-CORE "Generic Requirements for Central Office Cables" for DS1 Waveform Compliance at 550 feet

Anixter No.	Vendor No.	No. of Pairs	AWG
N-000622YAC	DSR-06222SDGY10	6	22
N-001222YAC	DSR-12222SDGY10	12	22
N-001622YAC	DSR-16222SDGY10	16	22
N-002522YAC	DSR-25222SDGY10	25	22
N-002822YAC	DSR-28222SDGY10	28	22
N-003022YAC	DSR-30222SDGY10	30	22
N-003222YAC	DSR-32222SDGY10	32	22
N-005022YAC	DSR-50222SDGY10	50	22
N-002524YAB	DSR-25242SSGY10	25	24
N-003224YAB	DSR-32242SSGY10	32	24
N-002526YAD	DSR-25261DDGY02	25	26
N-005026YAD	DSR-50261DDGY02	50	26

We also provide TE Connectivity T1 plenum cables.
Call your local sales representative for more information.

Copper Cable Solutions

TE Connectivity OSP Cable

TrueNet Category 6 Outdoor Cable

TE CONNECTIVITY



This cable is a 4-pair, 23 gauge Category 6 data cable designed for outdoor use. The cable combines excellent transmission performance and weather-resistant properties. It is intended for outdoor installation, in buried conduit or as aerial cable. The core contains a water-blocking tape which isolates the core from moisture.

SPECIFICATIONS

1. Patented AirES conductor insulation technology enables improved signal strength and speed with superior electrical performance
2. Manufactured with lead-free materials
3. Moisture barrier core wrap protects pairs

Technical Information & Standards


ETL Verified ANSI/TIA-568-C.2

ISO/IEC 11801 Category 6 Horizontal Cable Requirements

Anixter No.	Vendor No.	Description
F-04P23BPD-6	TN6TOSP-BK02	1,000 foot reel

TrueNet Category 5e Outdoor Cable

TE CONNECTIVITY



This cable is a 4-pair, 24 gauge, Category 5e data cable designed for outdoor use. The cable combines excellent transmission and weather-resistant properties. It is intended for outdoor installation, in buried conduit or as aerial cable. The core contains a heat and water-blocking tape which isolates the core from extreme temperature and moisture.

SPECIFICATIONS

1. 24 AWG solid bare copper
2. Heat and moisture barrier core wrap
3. Linear low-density polyethylene, black

Technical Information & Standards

ANSI/TIA-568-C.2 Category 5e horizontal cable requirements

Anixter No.	Vendor No.	Description
F-04P23BPD-5E	TN5ETOSP-BK02	4-pair cable, nominal O.D.: 0.22 in. (5.59 mm), black jacket

Cross-connect Wire

TE CONNECTIVITY

Cross-connect wire is used to connect DSX jacks together by completing a patch between two cross-connect points. The five-conductor wire is 24 AWG solid tinned copper.

Color code:

- Pair number one is blue paired with a white band marker
- Pair number two is orange paired with a white band marker
- Fifth conductor is green and used for LED tracer identification

CROSS-CONNECT WIRE

Anixter No.	Vendor No.	Description
205785	DSX-CCW/500	152 m (500 ft.) roll
205782	DSX-CCW/1000	305 m (1,000 ft.) roll
163501	DSX-CCW/2000	610 m (2,000 ft.) roll

RACK-MOUNTED SPOOL HOLDER FOR CROSS-CONNECT WIRE

Anixter No.	Vendor No.	Description
267582	AUX-0X6667	Supports 152 m (500 ft.) or 305 m (1,000 ft.) roll

MANUAL WIRE-WRAP TOOL KIT

Anixter No.	Vendor No.	Description
542218	AUX-0X0165	Manual wire-wrap tool, 22-24 AWG wire-wrap bit sleeve, 24-26 AWG wire-wrap bit sleeve, 22-24 AWG wire-wrap bit, 26 AWG wire-wrap bit

ELECTRONIC WIRE-WRAP TOOL

Anixter No.	Vendor No.	Description
447289	AUX-0X0800	Manual wire-wrap tool, 22-24 AWG wire-wrap bit sleeve, 24-26 AWG wire-wrap bit sleeve, 22-24 AWG wire-wrap bit, 26 AWG wire-wrap bit

Mohawk UTP Cable

XGO Augmented Cable - Category 6A

MOHAWK



XGO delivers by combining a patented "FlexWeb" construction which isolates the pairs throughout the length of the cable, with an innovative jacket design to maximize alien crosstalk performance. The "FlexWeb" construction also enhances the pair-to-pair balance for superior crosstalk, LCL and LCTL performance. Offered in lead-free constructions in a round, installer-friendly cable, XGO Augmented Category 6A cable is tested to 750 MHz and has a 25-year warranty when installed by a Mohawk Accredited Contractor (MAC). Also available in Category 6A F/UTP.

SPECIFICATIONS

1. 23 AWG, 4-pair, UTP
2. Solid bare copper conductors
3. Nominal O.D. (in.): 0.340
4. Approx. weight: (lb./MF): CMR 57, CMP 69
5. CMR - PE insulation, PVC jacket
6. CMP - FEP insulation, FRPVC jacket

Technical Information & Standards

ANSI/TIA Category 6A compliant

PLENUM

Anixter No.	Vendor No.	Description
CMP-00423MOH-10G-01	M58866	White
CMP-00423MOH-10G-05	M58867	Yellow
CMP-00423MOH-10G-06	M58865	Blue
CMP-00423MOH-10G-09	M58868	Gray

NONPLENUM

Anixter No.	Vendor No.	Description
CM-00423MOH-10G-01	M58877	White
CM-00423MOH-10G-06	M58876	Blue

GigaLAN Enhanced Cable 6E - Category 6

MOHAWK



GigaLAN's "FlexWeb" construction isolates the pairs throughout the length of the cable, providing a round, installer-friendly cable and making use of lead-free materials. The "FlexWeb" construction also enhances the pair-to-pair balance for superior crosstalk, LCL and LCTL performance. Compact cable design meets the diameter requirements specified in ANSI/TIA-568-C.1, providing flexibility and ease of installation. GigaLAN Category 6 cable is sweep tested to 750 MHz and has a 25-year warranty when installed by a Mohawk Accredited Contractor (MAC).

SPECIFICATIONS

1. 23 AWG, 4-pair, UTP
2. Solid bare copper conductors
3. Nominal O.D. (in.): CMR 0.247, CMP 0.244

4. Approx. weight: (lb./MF): CMR 34, CMP 37
5. CMR - PE insulation, PVC jacket
6. CMP - FEP insulation, FRPVC jacket

Technical Information & Standards

ANSI/TIA Category 6 compliant

PLENUM

Anixter No.	Vendor No.	Description
CMP-00424MWKE-7-01	M57413	White
CMP-00424MWKE-7-03	M57620	Red
CMP-00424MWKE-7-04	M57416	Green
CMP-00424MWKE-7-05	M57415	Yellow
CMP-00424MWKE-7-06	M57414	Blue
CMP-00424MWKE-7-09	M57417	Gray

NONPLENUM

Anixter No.	Vendor No.	Description
CM-00424MWKE-7-01	M57418	White
CM-00424MWKE-7-06	M57419	Blue

AdvanceNet Cable 6e+ Category 6

MOHAWK

AdvanceNet, utilizing a patented "FlexWeb" construction, isolates all pairs throughout the length of the cable while providing a round installer-friendly cable. AdvanceNet Category 6 cable is sweep tested to 650 MHz and utilizes lead-free materials with a 25-year warranty when installed by a Mohawk Accredited Contractor (MAC). Available in Category 6 F/UTP, LAN-Trak outside plant and VersaLAN Category 6 Indoor/Outdoor CM-LS designs.

SPECIFICATIONS

1. 23 AWG, 4-pair (OSP is 24 AWG, 4-pair)
2. Solid bare copper conductors
3. Nominal O.D. (in.): CMR 0.234, CMP 0.237, OSP 0.251, CM-LS 0.271
4. Approx. weight (lb./MF): CMR 29, CMP 32, OSP 32, CM-LS 46
5. CMR - PE insulation, PVC jacket
6. CMP - FEP insulation, FRPVC jacket
7. OSP - PE insulation, PE jacket
8. CM-LS indoor/outdoor PE insulated and LS jacket

Technical Information & Standards

ANSI/TIA Category 6 compliant

PLENUM



Lan-Trak OSP delivers Category 6 performance with a black UV-resistant polyethylene jacket

Anixter No.	Vendor No.	Description
CMP-00424MWK-7RB-01	M56905RB	White
CMP-00424MWK-7RB-03	M57198RB	Red
CMP-00424MWK-7RB-04	M57197RB	Green
CMP-00424MWK-7RB-05	M57195RB	Yellow
CMP-00424MWK-7RB-06	M57193RB	Blue
CMP-00424MWK-7RB-09	M57196RB	Gray

Continued on next page >>

Copper Cable Solutions

Mohawk UTP Cable

(continued) AdvanceNet Cable 6e+ Category 6

NONPLENUM



Anixter No.	Vendor No.	Description
CM-00424MWK-7RB-01	M56889RB	White
CM-00424MWK-7RB-03	M57207RB	Red
CM-00424MWK-7RB-05	M57204RB	Yellow
CM-00424MWK-7RB-06	M57202RB	Blue

OUTSIDE PLANT



Anixter No.	Vendor No.	Description
CM-00424MWK-6-0D	M57622	Black

INDOOR / OUTDOOR



UL CM-LS	Anixter No.	Vendor No.	Description
	CM-00424MWK-C610-02	M58772	Black

6 LAN Cable - Category 6

MOHAWK



6 LAN utilizes a flat tape core separator that isolates the pairs into groups throughout the length of the cable for increased NEXT performance. Offered in lead-free constructions in a round, installer-friendly cable that meet Category 6 requirements. The cable is sweep tested to 550 MHz and has a 25-year warranty when installed by a Mohawk Accredited Contractor (MAC).

SPECIFICATIONS

1. 23 AWG, 4-pair, UTP
2. Solid bare copper conductors
3. Nominal O.D. (in.): CMR 0.225, CMP 0.225
4. Approx. weight (lb./MF): CMR 24, CMP 29
5. CMR - PE insulation, PVC jacket
6. CMP - FEP insulation, FRPVC jacket

Technical Information & Standards

ANSI/TIA Category 6 compliant

PLENUM

Anixter No.	Vendor No.	Description
CMP-00424MWK-6U-01	M58280B	White
CMP-00424MWK-6U-04	M58286B	Green
CMP-00424MWK-6U-05	M58283B	Yellow
CMP-00424MWK-6U-06	M58281B	Blue

NONPLENUM

Anixter No.	Vendor No.	Description
CM-00424MWK-6U-01	M58291B	White
CM-00424MWK-6U-04	M58296B	Green
CM-00424MWK-6U-06	M58292B	Blue

MegaLAN Cable 5E - Category 5e

MOHAWK

MegaLAN Category 5e cables are proven to exceed ANSI/TIA Category 5e requirements: PowerSUM NEXT, SRL, attenuation, delay skew, and far end crosstalk - EFLEXT and PS-ELFEXT. MegaLAN cable is tested to 400 MHz and utilizes lead-free materials with a 25-year warranty when installed by a Mohawk Accredited Contractor (MAC). Also available in F/UTP and LAN-Trak outside plant designs.

SPECIFICATIONS

1. 24 AWG, 4-pair
2. Solid bare copper conductors
3. Nominal O.D. (in.): CMR 0.190, CMP 0.190, OSP 0.241
4. Approx. weight (lb./MF): CMR 22, CMP 26, OSP 28
5. CMR - PE insulation, PVC jacket
6. CMP - FEP insulation, FRPVC jacket
7. OSP - PE insulation, PE jacket

Technical Information & Standards

ANSI/TIA Category 5e compliant

PLENUM



Anixter No.	Vendor No.	Description
CMP-00424MWKE-6U-01	M55988B	White
CMP-00424MWKE-6U-03	M56072B	Red
CMP-00424MWKE-6U-04	M56166B	Green
CMP-00424MWKE-6U-05	M56093B	Yellow
CMP-00424MWKE-6U-06	M56168B	Blue
CMP-00424MWKE-6U-08	M56876B	Orange
CMP-00424MWKE-6U-09	M56882B	Gray

NONPLENUM



Anixter No.	Vendor No.	Description
CM-00424MWKE-6U-01	M55989B	White
CM-00424MWKE-6U-04	M56165B	Green

Mohawk UTP Cable

Anixter No.	Vendor No.	Description
CM-00424MWKE-6U-05	M56095B	Yellow
CM-00424MWKE-6U-06	M56167B	Blue
CM-00424MWKE-6U-08	M56954B	Orange
CM-00424MWKE-6U-09	M56746B	Gray

OUTSIDE PLANT



Anixter No.	Vendor No.	Description
CM-00424MWK-5E-0D	M57561	Black

5eLAN Cable - Category 5e

MOHAWK



Category 5eLAN cable is sweep tested to 200 MHz for all parameters specified for 4-pair UTP Category 5e, such as PSNEXT, RL, ELFEXT and PS-ELFEXT. With 14 dB minimum ACR at 100 MHz, Category 5e cable has proven support for Gigabit Ethernet, 1000BASE-T and ATM and utilizes lead-free materials. It is PowerSUM-verified to 100 MHz, and has a 25-year warranty when installed by a Mohawk Accredited Contractor (MAC). Also available in F/UTP and LAN-Trak outside plant designs.

SPECIFICATIONS

1. 24 AWG, 4-pair UTP
2. Solid bare copper conductors
3. Nominal O.D. (in.): CMR 0.190, CMP 0.190
4. Approx. weight (lb./MF): CMR 20, CMP 23
5. CMR - PE insulation, PVC jacket
6. CMP - FEP insulation, FRPVC jacket

Technical Information & Standards

ANSI/TIA Category 5e compliant

PLENUM

Anixter No.	Vendor No.	Description
CMP-00424MWKE-5U-01	M57547B	White
CMP-00424MWKE-5U-03	M57887B	Red
CMP-00424MWKE-5U-04	M57551B	Green
CMP-00424MWKE-5U-05	M57550B	Yellow
CMP-00424MWKE-5U-06	M57546B	Blue
CMP-00424MWKE-5U-09	M57545B	Gray

NONPLENUM

Anixter No.	Vendor No.	Description
CM-00424MWKE-5U-01	M57554B	White
CM-00424MWKE-5U-04	M57557B	Green
CM-00424MWKE-5U-05	M57556B	Yellow
CM-00424MWKE-5U-06	M57553B	Blue
CM-00424MWKE-5U-09	M57552B	Gray

5e PowerSUM 25-pair Cable - Category 5e

MOHAWK



5e PowerSUM 25-pair Category 5e UTP cables are designed to provide support for voice and data backbone and horizontal applications. These applications include intercloset backbone links, equipment cabling between cross-connect and hub equipment. PowerSUM cables are also available in F/UTP designs.

SPECIFICATIONS

1. 24 AWG, 25-pair
2. Solid bare annealed copper conductors
3. Approx. weight (lb./MF): CMR 119 and CMP 137
4. Nominal O.D. (in.): CMR 0.470 and CMP 0.430
5. CMR - PE insulation, PVC jacket
6. CMP - FEP insulation, FEP jacket

Technical Information & Standards

ANSI/TIA Category 5e and PowerSUM compliant

PLENUM

Anixter No.	Vendor No.	Description
CMP-02524MWKE-5	M58142	Gray

NONPLENUM

Anixter No.	Vendor No.	Description
CM-02524MWKE-5	M58141	Gray

High Pair-count Cable - Category 3

MOHAWK



Category 3 UTP cables are designed to provide support for all backbone voice applications. These applications include intercloset backbone links, equipment cabling between cross-connect and hub equipment, 25-pair cables are also available in F/UTP designs.

SPECIFICATIONS

1. 24 AWG, 25-pair binder groups
2. Solid bare annealed copper conductors
3. Approx. weight (lb./MF): 25-pair CMR 100 and CMP 123, 50-pair CMR 197 and CMP 224, 100-pair CMR 381 and CMP 443, 200-pair CMR 814 and CMP 942, 300-pair CMR 1,186 and CMP 1,397
4. Nominal O.D. (in.): 25-pair CMR 0.364 and CMP 0.389, 50-pair CMR 0.591 and CMP 0.550, 100-pair CMR 0.707 and CMP 0.775, 200-pair CMR 1.054 and CMP 1.088, 300-pair CMR 1.222 and CMP 1.334
5. CMR - PE insulation, PVC jacket
6. CMP - FRPVC insulation, FRPVC jacket

Technical Information & Standards

ANSI/TIA Category 3 compliant

Continued on next page >>

Copper Cable Solutions

Mohawk UTP Cable

(continued) High Pair-count Cable - Category 3

PLENUM

Anixter No.	Vendor No.	Description
CMP-02524MWK-3	M56801	Gray, 25-pair
CMP-05024MWK-3	M56126	Gray, 50-pair
CMP-10024MWK-3	M56128	Gray, 100-pair
CMP-20024MWK-3	M56129	Gray, 200-pair
CMP-30024MWK-3	M57211	Gray, 300-pair

NONPLENUM

Anixter No.	Vendor No.	Description
CM-02524MWK-3	M55700	Gray, 25-pair
CM-05024MWK-3	M55216	Gray, 50-pair
CM-10024MWK-3	M55211	Gray, 100-pair
CM-20024MWK-3	M55212	Gray, 200-pair
CM-30024MWK-3	M57098	Gray, 300-pair

VersaLAN Cable - Category 5e and Category 6

MOHAWK



VersaLAN delivers versatility; fully water-blocked with a sunlight- and UV-resistant jacket for outdoor applications combined with a UL CM-LS indoor listing. These enhanced Category 5e- and Category 6-compliant cables are perfect for indoor/outdoor and slab on grade applications. The Category 6 version utilizes FlexWeb construction, which isolates the pairs throughout the length of the cable and is sweep tested to 650 MHz. The Category 5e version is sweep tested by 400 MHz.

SPECIFICATIONS

- 23 AWG, 4-pair Category 6, UTP
- 24 AWG, 4-pair Category 5e, UTP and 25-pair, F/UTP
- Solid bare copper conductors
- Nominal O.D. (in.): Cat 5e 4-pair 0.251, Cat 6 4-pair 0.271, Cat 5e 25-pair 0.730
- Approx. weight: (lb./MF): Cat 5e 4-pair 37, Cat 6 4-pair 46, Cat 5e 25-pair 332
- PE insulation, FRPE LS jacket

Technical Information & Standards

Category 6 is ANSI/TIA Category 6 compliant
Category 5e is ANSI/TIA Category 5e compliant

CAT 5E 4-PAIR, UTP

Anixter No.	Vendor No.	Description
CM-00424MWK-C5EIO-02	M58762	Black

CAT 6 4-PAIR, UTP

Anixter No.	Vendor No.	Description
CM-00424MWK-C6IO-02	M58772	Black

CAT 5E 25-PAIR, F/UTP

Anixter No.	Vendor No.	Description
CM-02524MWK-C5EIO-02	M58783	Black

Spectrum Low-skew Video Twisted-pair Cable

MOHAWK



Spectrum low-skew video twisted-pair cable consists of a standard category style 4-pair design using four twisted pairs at the same rate under one jacket. This allows the cables to be smaller than the standard style coax type cables that have been traditionally used for RGB applications. As the pairs are all twisted at the same rate a low skew of 2.2 ns/100 m is achieved. This ensures all image signals being transmitted along the cable pairs arrive within 2.2 nanoseconds of each other. Delivering the clearest ghost-free image on the receiving monitor. Spectrum cable can transmit component-type video on lengths of up to 2,000 feet. Also available in LSZH and indoor/outdoor CM-LS versions.

SPECIFICATIONS

- 24 AWG, 4-pair, UTP
- Nominal O.D. (in.): CMR 0.190 and CMP 0.185
- Approx. weight: (lb./MF): CMR 20 and CMP 23

PLENUM

Anixter No.	Vendor No.	Description
CMP-00424MOH-C-10	M58814	Maroon, 4-pair

NONPLENUM

Anixter No.	Vendor No.	Description
CM-00424MOH-C-10	M58813	Maroon, 4-pair

Siemon UTP Cable

UTP Cable - Category 6A

SIEMON COMPANY

Siemon's Category 6A UTP cable uses an innovative cable construction which results in a smaller, more flexible design. The cable uses Siemon's Trisolator technology in conjunction with Internal Longitudinal Striations (ILS) in the jacket to reduce alien crosstalk (AXT) between adjacent cables. The end result is a reduction in cable diameter which increases pathway density resulting in reduced pathway costs.

SPECIFICATIONS

1. 23 AWG, 4-pair
2. Solid bare copper conductors
3. Round jacket with Internal Longitudinal Striations (ILS)
4. Nominal O.D. (in.): CMR 0.32, CMP 0.30
5. Approx. weight (lb./MF): CMR 48, CMP 67
6. CMR - PE conductor insulation with PVC jacket
7. CMP - FEP conductor insulation with FRPVC jacket

Technical Information & Standards

ANSI/TIA-568-B.2-10

PLENUM

Anixter No.	Vendor No.	Description
CMP-00424SMO-10G-01	9C6P4-A5-02-R1A	White
CMP-00424SMO-10G-06	9C6P4-A5-06-R1A	Blue

NONPLENUM

Anixter No.	Vendor No.	Description
CM-00424SMO-10G-01	9C6R4-A5-02-R1A	White
CM-00424SMO-10G-06	9C6R4-A5-06-R1A	Blue

System 6 UTP Cable - Category 6

SIEMON COMPANY

Siemon's System 6 cable provides headroom above all ANSI/TIA and ISO/IEC Category 6/Class E specifications. Combine Siemon's high-performance Category 6 connectivity and patch cords with System 6 cable, and the result is a channel that exceeds Category 6/Class E electrical performance and ensures support of current and future Category 6 applications including Gigabit Ethernet.

SPECIFICATIONS

1. 23 AWG, 4-pair
2. Solid bare copper conductors
3. Conductors are twisted into varying lengths of lay to minimize crosstalk
4. Nominal O.D. (in.): CMR 0.222, CMP 0.215
5. Approx. weight (lb./MF): CMR 30, CMP 31
6. CMR - PE conductor insulation with PVC jacket
7. CMP - FEP conductor insulation with FRPVC jacket

Technical Information & Standards

ANSI/TIA-568-C.2

ISO/IEC 11801:2002 (Category 6)

PLENUM REELEX BOX - 1,000 FEET

Anixter No.	Vendor No.	Description
CMP-00424SIE-7U-01	9C6P4-E3-02-RXA	White
CMP-00424SIE-7U-05	9C6P4-E3-05-RXA	Yellow
CMP-00424SIE-7U-06	9C6P4-E3-06-RXA	Blue
CMP-00424SIE-7U-09	9C6P4-E3-04-RXA	Gray

NONPLENUM REELEX BOX - 1,000 FEET

Anixter No.	Vendor No.	Description
CM-00424SIE-7U-01	9C6R4-E3-02-RXA	White
CM-00424SIE-7U-05	9C6R4-E3-05-RXA	Yellow
CM-00424SIE-7U-06	9C6R4-E3-06-RXA	Blue
CM-00424SIE-7U-09	9C6R4-E3-04-RXA	Gray

Premium 5e UTP Cable - Category 5e

SIEMON COMPANY



Siemon's Premium 5e UTP cable perfectly complements the performance of Siemon Category 5e outlets, patch panels and patch cords. Siemon cable exceeds all ANSI/TIA and ISO/IEC requirements for Category 5e/Class D transmission performance. Utilizing Siemon cable is the ideal way to ensure optimum channel performance.

SPECIFICATIONS

1. 24 AWG, 4-pair
2. Solid bare copper conductors
3. Conductors are twisted into varying lengths of lay to minimize crosstalk
4. Nominal O.D. (in.): CMR 0.194, CMP 0.180
5. Approx. weight (lb./MF): CMR 22, CMP 23
6. CMR - PE conductor insulation with PVC jacket
7. CMP - FEP insulation with FRPVC

Technical Information & Standards

ANSI/TIA-568-B.2 (Category 5e)

ISO/IEC 11801:2002 (Category 5)

PLENUM REELEX BOX - 1,000 FEET

Anixter No.	Vendor No.	Description
CMP-00424SIE-6U-01	9C5P4-E2-02-RXA	White
CMP-00424SIE-6U-05	9C5P4-E2-05-RXA	Yellow
CMP-00424SIE-6U-06	9C5P4-E2-06-RXA	Blue
CMP-00424SIE-6U-09	9C5P4-E2-04-RXA	Gray

NONPLENUM REELEX BOX - 1,000 FEET

Anixter No.	Vendor No.	Description
CM-00424SIE-6U-01	9C5R4-E2-02-RXA	White
CM-00424SIE-6U-05	9C5R4-E2-05-RXA	Yellow
CM-00424SIE-6U-06	9C5R4-E2-06-RXA	Blue
CM-00424SIE-6U-09	9C5R4-E2-04-RXA	Gray

Siemon F/UTP Cable

F/UTP Cable - Category 6A

SIEMON COMPANY

Siemon's Category 6A F/UTP cable supports channel performance exceeding augmented Category 6 requirements. When combined with the Z-MAX 6A series connectivity, the result is a channel capable of supporting 10GBASE-T operation over 100-meter, 4-connector topologies. In addition, the screened construction ensures virtually zero alien crosstalk. The 6A F/UTP cabling system supports emerging and converging IP applications like Voice over IP (VoIP), IP video and future 10 Gigabit applications.

SPECIFICATIONS

1. 23 AWG, 4-pair
2. Solid bare copper conductors
3. Center isolation member
4. Shield is an aluminum foil tape enclosing a 0.51 mm (0.20 in.) 24 AWG tinned copper drain wire
5. Nominal O.D. (in.): CMR 0.290, CMP 0.290
6. Approx. weight (lb./MF): CMR 54, CMP 52
7. CMR - PE conductor insulation with PVC jacket
8. CMP - FEP conductor insulation with FRPVC jacket

Technical Information & Standards

ANSI/TIA-568-B.2-10

PLENUM

Anixter No.	Vendor No.	Description
CMP-00423SMO-10GS-01	9A6P4-A5-02-R1A	White
CMP-00423SMO-10GS-06	9A6P4-A5-06-R1A	Blue

NONPLENUM

Anixter No.	Vendor No.	Description
CM-00423SMO-10GS-01	9A6R4-A5-02-R1A	White
CM-00423SMO-10GS-06	9A6R4-A5-06-R1A	Blue

Copper Cable

Plenum Cables - Category 3



This cable is intended for use in medium-speed data and LAN applications (10 Mbps). The 12- to 400-pair constructions will provide reduced electrical performance.

SPECIFICATIONS

1. Solid bare copper conductors
2. A variety of insulating and jacketing options are available
3. Box put-ups are available on most 2- to 6-pair constructions; add a "U" to the end of the part number

Technical Information & Standards

ANSI/TIA Category 3 compliant

UL Listed type CMP

NOTE: Dimensions and weights may vary by constructions and manufacturer

UNSHIELDED CONSTRUCTION

Anixter No.	No. of Pairs	AWG	Jacket Color	Nom. O.D. (in.)	Approx. Wt. lb./1,000 ft.
CMP-00324SPP-3	3	24	White	0.150	16
CMP-00422SPP-3	4	22	White	0.021	28
CMP-00424FAS-3C	4	24	White	0.160	21
CMP-00424FAS-3C-09	4	24	Gray	0.160	21
CMP-00424IBDN-3U	4	24	Gray	0.180	19
CMP-00424SAP-3-01	4	24	White	0.160	18
CMP-00424SAP-3-09	4	24	Gray	0.160	18
CMP-00424SAS-3B	4	24	White	0.170	12
CMP-00424SPP-3	4	24	White	0.170	19
CMP-00624SPP-3	6	24	White	0.190	27
CMP-01224SPP-3	12	24	White	0.280	54
CMP-05024SPP-3	50	24	White	0.485	182
CMP-10024SPP-3	100	24	White	0.655	345
CMP-20024SAC-3	200	24	White	0.890	695

SHIELDED CONSTRUCTION

Anixter No.	No. of Pairs	AWG	Jacket Color	Nom. O.D. (in.)	Approx. Wt. lb./1,000 ft.
CMP-00424FSC-3	4	24	Blue	0.190	25

Nonplenum Cables - Category 3



For general use in communications systems wiring. The various pair sizes can be placed in ducts, conduits or wall spaces to interconnect PBX/PABX systems or multibutton key telephone systems.

SPECIFICATIONS

1. 24 AWG
2. Solid annealed bare copper conductors
3. Semi-rigid PVC insulation, bandmarked for positive pair mating
4. Conductors are twisted into pairs of varying lengths of lay to minimize crosstalk
5. Gray PVC jacket
6. Some are also available in beige jacket (BAB)

Technical Information & Standards

ANSI/TIA Category 3 compliant

UL Listed CMR

NOTE: Dimensions, put-up and weight vary by manufacturer

Anixter No.	No. of Pairs	Description
CM-00224BAG-3UB	2	Box
CM-00324BAG-3U	3	Box
CM-00424BAG-3B	4	Reels
CM-00424BAG-3UB	4	Box
CM-00424BBG-3	4	Reels
CM-00424BBG-3U	4	Box
CM-00424IBDN-3U	4	Box
CM-00424MAX-3	4	Reels
CM-00424MAX-3U	4	Box
CM-00624BAG-3	6	Reels
CM-00624BAG-3U	6	Box

Copper Cable Solutions

Copper Cable

High Pair-count Plenum-rated Cables - Category 3

For use as a high pair-count backbone per ANSI/TIA-568-A. Near-end crosstalk (NEXT) is measured using the PowerSUM (PS) method. This method accounts for all the energy present in 25-pair cable, resulting in a truer representation of LAN performance.

SPECIFICATIONS

1. 24 AWG
2. Solid bare copper conductors
3. Conductors are twisted into varying lengths of lay to minimize crosstalk
4. Various insulation and jacket materials are available

Technical Information & Standards

ANSI/TIA Category 3 compliant

UL Listed CMP

NOTE: Dimensions and weights vary by construction and manufacturer

Anixter No.	No. of Pairs	Nom. O.D. (in.)	Approx. Wt. lb./1,000 ft.
CMP-02524SAP-3	25	0.350	107
CMP-05024BKT-3	50	0.496	200
CMP-05024SPP-3	50	0.485	182
CMP-10024BKT-3	100	0.889	418
CMP-10024SPP-3	100	0.655	345

High Pair-count Riser-rated Cables - Category 3

For use as a high pair-count backbone per ANSI/TIA-568-A. Near-end crosstalk (NEXT) is measured using the Power SUM (PS) method. This method accounts for all the energy present in 25-pair cable.

SPECIFICATIONS

1. 24 AWG
2. Solid bare copper conductors
3. Conductors are twisted into varying lengths of lay to minimize crosstalk
4. PVC insulation
5. PVC jacket

Technical Information & Standards

ANSI/TIA Category 3 compliant

UL Listed CMR

NOTE: Dimensions and weights vary by construction and manufacturer

Anixter No.	No. of Pairs	Nom. O.D. (in.)	Approx. Wt. lb./1,000 ft.
CM-02524BAG-3	25	0.355	99
CM-05024BAG-3	50	0.510	180
CM-10024BAG-3	100	0.685	345

ARMM Riser Cable



These provide fast, trouble-free cable installation and high pair density in a small-diameter cable. They can also be placed in vertical shafts without the use of conduit.

SPECIFICATIONS

1. Solid annealed copper conductors
2. Conductors are twisted to form pairs and fully color coded
3. Insulated with a PVC skin over expanded polyethylene
4. Overlapped corrugated aluminum shield
5. FRPVC jacket
6. Dimensions and weights vary by manufacturer

Technical Information & Standards

ANSI/TIA-568-A

UL Listed CMR

Anixter No.	No. of Pairs	AWG	Nom. O.D. (in.)	Approx. Wt. lb./1,000 ft.
CMR-002524EAA	25	24	0.530	140
CMR-005024EAA	50	24	0.650	230
CMR-010024EAA	100	24	0.870	430
CMR-020024EAA	200	24	1.090	750
CMR-030024EAA	300	24	1.300	1,090
CMR-040024EAA	400	24	1.480	1,430
CMR-060024EAA	600	24	1.800	2,100
CMR-090024EAA	900	24	2.150	3,070

IBM Cabling System Cables (Type 1 and 6)

BELDEN

IBM computer system wiring for Token Ring, IBM-A high-performance applications and all interconnections to IBM systems.

Technical Information & Standards

ANSI/TIA-568-A, STP

IBM specifications

Nonplenum UL Listed CL2/CM (Type 6) or CMG (Type 1)

Plenum UL Listed CMP

PLENUM

FFEP insulation and a black jacket

Anixter No.	IBM Type	Vendor No.	AWG	IBM No.	No. of Pairs	Conductor Type	Shield Type	Jacket
9J2202004A-B	1AP	826880101000	22 solid BC	33G8220	2	2 pr. DGM	Ea. pr. foil + overall 65% TC braid	FRPVC

NONPLENUM

Black PVC jacket

Anixter No.	IBM Type	Vendor No.	AWG	No. of Pairs	Conductor Type	Insulation	Shield Type
317-036-2202-IBMA-B	1A	96880101000	22 solid BC	2	2 pr. DGM	FPE	Ea. pr. foil + overall 60% TC braid
315-023-2602-IBMA-B	6A	1215A0101000	26 Str. (7x34) BC	2	2 pr. DGM	PE	Ea. pr. foil + overall 65% TC braid

T1 Premise Cable



Customer premises digital T1 transmission cable.

SPECIFICATIONS

1. Solid bare copper conductors
2. Each pair individually shielded with drain wire
3. Other pair counts may be available
4. Insulation and jacket material will vary per cable

Technical Information & Standards

ANSI/TIA-568-A Cat 3

UL Listed CM, CMP

NOTE: Dimensions and weights vary by manufacturer

Anixter No.	No. of Pairs	AWG	Jacket Color	Nom. O.D. (in.)
CM-00222MIG-3	2	22	0.280	49
CM-00422BIG-3B	4	22	0.364	48
CMP-00222FIC-3	2	22	0.225	22

NOTE: These cables are to be used with screw terminal or wire wrap termination method. Cables do not fit into modular plugs.

T1 Cables and Modular Plugs

These 2-pair 22 AWG cables have a two-layer insulation and an oval fluoropolymer jacket. Each pair is shielded. They are for T1 (DS1) or xDSL interconnection within and from central office environments using modular connectors.

SPECIFICATIONS

1. 22 AWG, 2-pair
2. Solid bare copper conductors (CMP), solid tinned copper conductors (CMR)
3. 2-layer fluoropolymer insulation (CMP), two-layer PO (CMR)
4. Aluminum/polyester tape on each pair with 24 AWG drain wire
5. Fluoropolymer jacket (CMP), PVC jacket (CMR)

T1 CABLE

Anixter No.	Description
CMP-00222FIC-T1	Plenum (CMP)
CM-00222MIG-T1	Nonplenum (CMR)

MODULAR PLUGS

Anixter No.	Description
177118	Cat 5e, no shield
214944	Cat 5e

Remove outer insulation layer to fit modular plug.

CommScope-SYSTIMAX Solutions Information Outlets

360 GigaSPEED X10D MGS600 Information Outlets

COMMSCOPE-SYSTIMAX SOLUTIONS



The SYSTIMAX 360 GigaSPEED X10D MGS600 Information Outlet is the latest result of many years of continuous product development at CommScope Labs. Just like previous MGS information outlets, the MGS600 snaps into standard CommScope M-Series faceplates, surface-mount boxes, and modular panels, but the new, patented compensation technology on the inside sets this outlet apart. Patented straddled pair cross-over techniques combined with new printed wiring board technologies, all tuned to SYSTIMAX 360 10G Cables and Cords bring our customers unsurpassed 10G channel performance with less restrictions than specified by industry standards.

FEATURES

- Patented crossing of straddling pair contacts enables efficient alien crosstalk reduction in the channel
- Snaps into standard SYSTIMAX M-Series faceplates, surface-mount boxes, consolidation point boxes, or SYSTIMAX modular panels. Can also be mounted either at 90 degrees (straight) or 45 degrees (angled) in any SYSTIMAX faceplate
- Universal design and label supports both T568 A & B wiring
- IDC connector terminations on rear of base allow quick and easy installation of 22 to 24 AWG cable
- Optional Plastic Icons (M61A) and Dust Covers (M20A) available in several colors
- Optimal performance is achieved when using the GigaSPEED X10D 360GS10E patch cords; however, the MGS600 is fully backward compatible
- Can support network line speeds of up to at least 10 gigabits per second
- Qualifies for the SYSTIMAX 20-Year Extended Product Warranty and Applications Assurance when included as part of a registered SYSTIMAX GigaSPEED X10D channel

Technical Information & Standards

Approved for GigaSPEED X10D performance
ANSI/TIA Category 6A compliant

Anixter No.	Vendor No.	Description	Material ID
393214	MGS600-003	Black	760092361
393215	MGS600-112	Orange	760092379
393216	MGS600-123	Yellow	760092387
393217	MGS600-226	Green	760092403
393218	MGS600-246	Ivory	760092411
393219	MGS600-262	White	760092429
393220	MGS600-270	Gray	760092437
393221	MGS600-317	Red	760092445
393213	MGS600-318	Blue	760092452
393222	MGS600-361	Violet	760092460
396983	MGS600-148	Almond	760092478

Anixter No.	Vendor No.	Description	Material ID
396984	MGS600-003-BULK	Black, bulk pack 100	760110957
396985	MGS600-246-BULK	Ivory, bulk pack 100	760110965
396986	MGS600-262-BULK	White, bulk pack 100	760110973
396987	MGS600-318-BULK	Blue, bulk pack 100	760110981

GigaSPEED X10D Shielded High-density Information Outlet

COMMSCOPE-SYSTIMAX SOLUTIONS

The SYSTIMAX GigaSPEED X10D shielded high-density information outlet is the latest result of many years of continuous product development at CommScope Labs and features a patent-pending flexible mounting system that enables a single connector to mount in three separate openings (high-density, M-Series, and keystone). The HGS620 has a rugged, full-metal construction and allows for multiple size cable terminations for F/UTP and S/FTP installation (0.270 inches up to 0.300 inches diameter over jacket).

When used with the SYSTIMAX GigaSPEED X10D F/UTP modular panels, cable length is dramatically reduced in a channel configuration. CommScope engineers pushed the threshold and reduced the original 15 meter cable length requirement to five meters for three or four connector channels and only three meters for two connector channels - a more than 65 percent reduction in short channel length. These new short cable requirements give CommScope customers the design freedom to build a Category 6A infrastructure that meets their needs without the hassles of inefficient spacing and slack storage.

FEATURES


- Architectural design and flexibility - supports five meter cables in three and four connector channels, three meter cables in two connector channels and cross-connect cords down to one meter
- Allows for multiple size cable terminations 0.270 inches up to 0.300 in. diameter over jacket and flame ratings: F/UTP and S/FTP
- Universal design and label supports both T568A and T568B wiring
- Black icons provided in strip of three: VOICE, DATA and BLANK and are also sold separately in bulk packs, available in green, blue, red, black, white and yellow
- Termination time decreased when using the HGS-TT-S termination tool and GigaSPEED X10D F/UTP 91B Series Cables
- Electrical performance guaranteed to meet or exceed the channel specification of Amendment 1 of ISO/IEC 11801 Class E_A and ANSI/TIA-568-C.2 Category 6A up to 500 MHz when used as part of a GigaSPEED X10D F/UTP Channel in registered SYSTIMAX installations
- Patent-pending flexible mounting system enables a single connector to mount in three separate openings: HD (high-density), M-Series and keystone
- Rugged, full-metal construction
- IDC connector terminations on rear of base allow quick and easy installation of 22 to 24 AWG cables
- Optimal performance is achieved when using SYSTIMAX shielded patch cords
- UL listed
- Can support network line speeds up to at least 10 Gbps
- Certified component of an integrated GigaSPEED X10D F/UTP solution
- Qualifies for the SYSTIMAX 20-Year Extended Warranty and Applications Assurance when included as part of a registered SYSTIMAX GigaSPEED X10D F/UTP Channel
- TAA compliant

CommScope-SYSTIMAX Solutions Information Outlets

Anixter No.	Vendor No.	Description	Material ID
436215	HGS620	GigaSPEED X10D shielded high-density information outlet	760152801
438868	HGS-A-KS-BK	HGS Keystone Adapter Bulk Pack	760152827
438869	HGS-A-MS-BLACK	HGS M-Series Adapter, black	760154211
438870	HGS-A-MS-BLUE	HGS M-Series Adapter, blue	760154252
438871	HGS-A-MS-WHITE	HGS M-Series Adapter, white	760154187
438872	HGS-A-MS-IVORY	HGS M-Series Adapter, ivory	760154195
438873	HGS-A-MS-ORANGE	HGS M-Series Adapter, orange	760154229
438874	H61A-226-GREEN	HGS Icon Strip Bulk Pack, green	760154096
438875	H61A-318-BLUE	HGS Icon Strip Bulk Pack, blue	760154112
438876	H61A-317-RED	HGS Icon Strip Bulk Pack, red	760154120
438877	H61A-003-BLACK	HGS Icon Strip Bulk Pack, black	760154070
438878	H61A-262-WHITE	HGS Icon Strip Bulk Pack, white	760154047
438879	H61A-123-YELLOW	HGS Icon Strip Bulk Pack, yellow	760154104
438880	HGS-TT-S	Hand Termination Tool - Seat Only	760152876

GigaSPEED XL MGS400 Information Outlets - Category 6

COMMSCOPE-SYSTIMAX SOLUTIONS



The MGS400 Outlet features proprietary crosstalk cancellation techniques for superior, near-end crosstalk (NEXT and PSNEXT) performance that provides unmatched throughput performance when installed as part of a complete GigaSPEED XL channel.

The MGS400 Information Outlet is an integral part of the GigaSPEED XL Solution portfolio. The GigaSPEED XL Solution offers guaranteed margins over the minimum Category 6/Class E requirements even in worst-case configurations with up to six connections.

FEATURES

- T568A/B universally wired
- 8W8P

Technical Information & Standards

Approved for GigaSPEED XL performance
ANSI/TIA Category 6 compliant

Anixter No.	Vendor No.	Description	Material ID
246740	MGS400-003	Black	700206667
246742	MGS400-112	Orange	700206683
246744	MGS400-123	Yellow	700206691
246746	MGS400-226	Green	700206709

Anixter No.	Vendor No.	Description	Material ID
246747	MGS400-246	Ivory	700206717
246748	MGS400-262	White	700206725
246749	MGS400-270	Grey	700206733
246750	MGS400-317	Red	700206741
246751	MGS400-318	Blue	700206758
246741	MGS400-361	Violet	700206675
397004	MGS400-148	Almond	760074211
318639	MGS400-BLK-262	White, bulk pack 100	760041988
318637	MGS400-BLK-003	Black, bulk pack 100	760041962
318638	MGS400-BLK-246	Ivory, bulk pack 100	760041970
318649	MGS400-BLK-318	Blue, bulk pack 100	760041996

PowerSUM MPS100E Information Outlets - Category 5e

COMMSCOPE-SYSTIMAX SOLUTIONS



The MPS100E Information Outlet is a modular RJ45 to insulation displacement connector (IDC). It is typically installed in the faceplate at the work location and provides termination for the horizontal 4-pair cable at the IDC end and workstation cord insertion at the RJ45 end. It is designed for high-speed data and video applications. A feature of the MPS100E Outlet is a universal colored wiring label that eliminates the need for separate Material IDs for 568A/B wiring schemes. The insulation displacement connectors accept 22 and 24 AWG insulated wire. High-tooth pair splitters have been enhanced to separate very tightly twisted PowerSUM cable pairs to maintain the twist up to the connection. A D-Impact Tool can be used to terminate conductors. The MPS100E Information Outlet is shipped with a space-saving wire flat cap, should be used to provide protection from contamination and to secure the connections. Multi-color labels with straightforward wire placement sequence mark wire terminals, assuring fast, accurate installation. Snap-on icons identify the outlet as an MPSE product and as either a computer or a data connection. The MPS100E Information Outlets are designed to snap into any M-Series faceplate, frame, or surface-mount box. As an added feature, the outlet can mount either at 90 degrees (straight) or 45 degrees (angled) into these faceplates, frames or boxes: this allows angled mounting of the outlet without having to use special faceplates. Once inserted in either the straight or angled mounting, the outlets lock into place and can only be released using the dual-purpose wire insertion cap.

FEATURES

- T568A/B universally wired
- 8W8P
- Resists crosstalk and signal degradation
- Eases identification of circuits
- 8-position/8-conductor universal modular jack

Technical Information & Standards

Approved for PowerSUM applications
ANSI/TIA Category 5e compliant

Continued on next page >>

CommScope-SYSTIMAX Solutions Information Outlets

(continued) PowerSUM MPS100E Information Outlets - Category 5e

Anixter No.	Vendor No.	Description	Material ID
221193	MPS100E-003	Black	108232695
221194	MPS100E-112	Orange	108232703
221195	MPS100E-123	Yellow	108232711
221196	MPS100E-215	Cream	108480484
221197	MPS100E-226	Green	108232729
221198	MPS100E-246	Ivory	108232737
221199	MPS100E-262	White	108232745
221200	MPS100E-270	Gray	108232752
221201	MPS100E-317	Red	108232760
221202	MPS100E-318	Blue	108232778
221203	MPS100E-361	Violet	108337726

M1BH Modular Information Outlets - Category 3

COMMSCOPE-SYSTIMAX SOLUTIONS



The M1 Information Outlet is a modular RJ45 to insulation displacement connector (IDC). It is typically installed in the faceplate at the work location and provides termination for the horizontal 4-pair cable at the IDC end, and workstation cord insertion at the RJ45 end. The M1 was designed and patented by CommScope Labs. The insulation displacement connectors of the M1 can accept 0.643 mm to 0.511 mm diameter (22 to 24 AWG) solid or stranded insulated copper conductors. As with all SYSTIMAX M-Series outlets, the M1 is shipped with a flat wire cap that can be used to seat 24 AWG conductors and is used to provide protection from contaminations and to secure the connections. It can also be mounted. The wiring label also has a universal color-coding scheme for termination of both 568A and 568B wiring. The M1 Information Outlets are designed to snap into any M-Series faceplate, frame, or surface-mount box. As an added feature, the outlet can mount either at 90 degrees (straight) or 45 degrees (angled) into these faceplates, frames or boxes: this allows angled mounting of the outlet without having to use special faceplates. Once inserted in either the straight or angled mounting, the outlets lock into place and can only be released using the dual-purpose wire insertion cap.

FEATURES

- 8W8P
- Universal wiring labels display ANSI/TIA-T568A and ANSI/TIA-T568B wiring

Technical Information & Standards

SYSTIMAX approved

ANSI/TIA Category 3 compliant

Anixter No.	Vendor No.	Description	Material ID
240700	M1BH-H-003	Black	107321697
240701	M1BH-H-112	Orange	107346744
240702	M1BH-H-123	Yellow	107321705
240703	M1BH-H-215	Cream	108480575
240704	M1BH-H-226	Green	107321713
240705	M1BH-H-246	Ivory	107321721
240706	M1BH-H-262	White	107321739

Anixter No.	Vendor No.	Description	Material ID
240707	M1BH-270	Gray	107321747
240708	M1BH-317	Red	107321754
240709	M1BH-318	Blue	107321762

M81C Coaxial Video Coupler Module

COMMSCOPE-SYSTIMAX SOLUTIONS



The M81C is an M-Series Modular F-81 Coaxial Coupler Module designed for video applications. It can be mounted in any of the M-Series modular faceplates, surface-mount boxes or mounting collars. The M81C now comes with four mounting collars (black, ivory, white and gray). Designed by CommScope Labs.

Technical Information & Standards

Dimensions:

Height: 0.39 in. (10 mm)

Width: 0.73 in. (18 mm)

Depth: 0.3 in. (10 mm)

Anixter No.	Vendor No.	Description	Material ID
190526	M81C-B	Coaxial Video Coupler Module	108009432

M81BNC Modular BNC Coupler Module

COMMSCOPE-SYSTIMAX SOLUTIONS



The M81BNC is an M-Series Modular BNC Coupler Module designed for data applications. It can be mounted in any of the M-Series modular faceplates, surface-mount boxes or mounting collars. The M81BNC now comes with four collars (black, ivory, white and gray).

Technical Information & Standards

Dimensions:

Height: 0.69 in. (17 mm)

Width: 0.73 in. (18 mm)

Depth: 0.69 in. (17 mm)

Anixter No.	Vendor No.	Description	Material ID
191307	M81BNC-B	Modular BNC Coupler Module	108009424

CommScope Solutions Blanks and Dust Covers

M20AP Modular Information Outlet Dust Cover/Blank

COMMSCOPE



The M20AP is a dual-purpose dust cover/blank designed for use with modular information outlets. When the M20AP is used as a dust cover, it is inserted over the outlet opening and will protect the jack wires from contamination. When the M20AP is used as a blank, it fills unused port openings in M-Series modular faceplates and surface-mount boxes. Product comes in polybags containing 100 covers, they are not sold as eaches.

Technical Information & Standards

Dimensions:

Length: 0.7 in. (17 mm)

Width: 0.6 in. (16 mm)

Depth: 0.2 in. (6 mm)

Plastic: High-impact, flame-retardant, UL Rated 94V-0 thermoplastic

Anixter No.	Vendor No.	Description	Material ID
146671	M20AP-003	Black	107065583
227122	M20AP-215	Cream	108481003
145936	M20AP-246	Ivory	107067860
146674	M20AP-262	White	107067928
152557	M20AP-270	Gray	107067951

M81 M-Series Modular Blanks

COMMSCOPE



The M81 is an M-Series modular blank, rear snap-in, used to fill empty ports in M-Series modular faceplates, surface-mount boxes or mounting collars. Designed by CommScope Labs.

Technical Information & Standards

Dimensions:

Height: 0.73 in. (18 mm)

Width: 0.69 in. (17 mm)


Depth: 0.50 in. (13 mm)

Anixter No.	Vendor No.	Description	Material ID
504427	M81-246	Blank module, ivory	106837222
169229	M81-262	Blank module, white	106837230

CommScope Solutions Faceplates

Flexible Faceplates

COMMSCOPE



The CommScope Flexible Faceplate is a front-access modular structure. It is universal and accommodates all M-Series jacks for copper and fiber. In addition, it will accommodate existing S-Video and RCA bezels. The frame is made up of a main frame and three types of adapters that snap into it. The design includes five separate components: a single-gang frame M13FP, a double-gang M26FP and three adapters - single, double and blank. All five come in four colors, black, white, ivory and gray.

FEATURES

- Modular design supports voice, data, audio and video applications
- Support M-Series information outlets
- Front access supports future moves, adds and changes
- Supports cable/port labeling
- Available in four different colors
- UL Listed

M13 FACEPLATES

Single-gang frame

Anixter No.	Vendor No.	Description	Material ID
267726	M13FP-246	Ivory	760010017
267727	M13FP-262	White	760010025
267728	M13FP-270	Gray	760010033
267781	M13FP-003	Black	760010009

M26 FACEPLATES

Double-gang frame

Anixter No.	Vendor No.	Description	Material ID
267729	M26FP-246	Ivory	760008615
267730	M26FP-262	White	760008623
267731	M26FP-270	Gray	760008631
267782	M26FP-003	Black	760008607

M30 ADAPTERS

Single-port and double-port

Anixter No.	Vendor No.	Description	Material ID
270106	M30FP-1RJ45-003	1-port, black	760009423
270107	M30FP-1RJ45-246	1-port, ivory	760009431
270108	M30FP-1RJ45-262	1-port, white	760009449
270109	M30FP-1RJ45-270	1-port, gray	760009456
270110	M30FP-2RJ45-003	2-port, black	760008649
270111	M30FP-2RJ45-246	2-port, ivory	760008656
270112	M30FP-2RJ45-262	2-port, white	760008664
270114	M30FP-2RJ45-270	2-port, gray	760008672
270115	M30FP-BLANK-003	Blank, black	760009464

Anixter No.	Vendor No.	Description	Material ID
270116	M30FP-BLANK-246	Blank, ivory	760009472
270117	M30FP-BLANK-262	Blank, white	760009480
270118	M30FP-BLANK-270	Blank, gray	760009498

S-VHS ADAPTERS

Anixter No.	Vendor No.	Description	Material ID
313578	M30FP-SVHS-110	White	760013110

VGA ADAPTERS

Anixter No.	Vendor No.	Description	Material ID
313579	M30FP-VGA-PT-262	White	760028720
313610	M30FP-VGA9-PT-003	Black	760100966

DVI ADAPTERS

Anixter No.	Vendor No.	Description	Material ID
391326	M30FP-262	White	760106294
391327	M30FP-246	Ivory	760106302
391328	M30FP-270	Gray	760106310
391329	M30FP-003	Black	760106328

M-Series "LE" Modular Faceplates

COMMSCOPE



The M10LE, M12LE, M13LE, M14LE and M16LE are flush-mounted, multi-outlet, modular faceplate kits designed for use with the M-Series modular information outlets. Increased demand for outlets with enhanced aesthetics by architects, consultants and end-users has led CommScope Labs to develop the "LE" faceplates. The "LE" faceplates have rounded edges and a larger label area. Optional M20AP Dust Covers/Blanks may be used to cover any unused outlets or outlet openings. Standard package includes the modular faceplate, two label cards with covers and two mounting screws for installation in a standard NEMA electrical outlet box.

Technical Information & Standards

Dimensions:

Length: 4.81 in. (12.2 cm)

Width: 2.84 in. (7.2 cm)

Depth: 0.33 in. (0.84 cm)

Plastic: High-impact, flame-retardant, UL Rated 94V-0 thermoplastic

1-PORT, SINGLE-GANG

Anixter No.	Vendor No.	Description	Material ID
208588	M10LE-215	Cream	108332990
208590	M10LE-246	Ivory	108333006
208591	M10LE-262	White	108333014

CommScope Solutions Faceplates

2-PORT, SINGLE-GANG

Anixter No.	Vendor No.	Description	Material ID
208593	M12LE-003	Black	108333030
208594	M12LE-215	Cream	108333048
208595	M12LE-246	Ivory	108333055
208596	M12LE-262	White	108333063
208597	M12LE-270	Gray	108333071

3-PORT, SINGLE-GANG

Anixter No.	Vendor No.	Description	Material ID
208598	M13LE-003	Black	108333089
208599	M13LE-215	Cream	108333097
208600	M13LE-246	Ivory	108333105
208601	M13LE-262	White	108333113

4-PORT, SINGLE-GANG

Anixter No.	Vendor No.	Description	Material ID
208603	M14LE-003	Black	108333139
208604	M14LE-215	Cream	108333147
208605	M14LE-246	Ivory	108333154
208606	M14LE-262	White	108333162
208607	M14LE-270	Gray	108333170

6-PORT, SINGLE-GANG

Anixter No.	Vendor No.	Description	Material ID
208608	M16LE-003	Black	108333188
208609	M16LE-215	Cream	108333196
208610	M16LE-246	Ivory	108333204
208611	M16LE-262	White	108333212
208612	M16LE-270	Gray	108333220

Modular Faceplates

COMMSCOPE

The M10L, M12L, M13L, M14L and M16L are flush-mounted, U.S. standard, M-Series Modular Faceplates designed for use with one, two, three, four, or six M-Series information outlets (M1, MPS100E, MGS400 or MGS600). The M12L is duplex, the M13L is triplex and the M14L is quadplex. The faceplate outlet openings are numbered on both sides for installation and maintenance identification.

FEATURES

- Designed for use with M-Series modular information outlets
- Faceplate outlet openings are numbered on both sides for installation and maintenance identification
- Includes faceplate, two mounting screws, and two label cards with covers (M10LW includes two studs for installing a wall mount telephone)
- Optional M20AP or M81 Dust Covers/Blanks may be used to cover any unused outlets

Technical Information & Standards

Dimensions:

Length: 4.6 in. (11.7 cm)

Width: 2.799 in. (7.11 cm)

Depth: 1.118 in. (0.76 cm)

Plastic: High-impact, flame-retardant, UL Rated 94V-0 thermoplastic

1-PORT, SINGLE-GANG

Anixter No.	Vendor No.	Description	Material ID
197593	M10L-003	Black	108258401
197599	M10L-246	Ivory	108258419
197600	M10L-262	White	108258427
197601	M10L-270	Gray	108258435

2-PORT, SINGLE-GANG

Ports are side by side

Anixter No.	Vendor No.	Description	Material ID
197602	M12L-003	Black	108168485
197603	M12L-246	Ivory	108168477
197604	M12L-262	White	108168469
197605	M12L-270	Gray	108168451

2-PORT, SINGLE-GANG

Ports are vertical

Anixter No.	Vendor No.	Description	Material ID
169237	M12AP-246	Ivory	107276172
169238	M12AP-262	White	107276180

3-PORT, SINGLE-GANG

Anixter No.	Vendor No.	Description	Material ID
197606	M13L-003	Black	108168527
197607	M13L-246	Ivory	108168519
197608	M13L-262	White	108168501
197609	M13L-270	Gray	108168493

4-PORT, SINGLE-GANG

Anixter No.	Vendor No.	Description	Material ID
197611	M14L-003	Black	108168568
197612	M14L-246	Ivory	108168550
197613	M14L-262	White	108168543
197614	M14L-270	Gray	108168535

6-PORT, SINGLE-GANG

Anixter No.	Vendor No.	Description	Material ID
197615	M16L-003	Black	108168600
197617	M16L-246	Ivory	108168592
197619	M16L-262	White	108168584
197620	M16L-270	Gray	108168576

8-PORT, DOUBLE-GANG

Anixter No.	Vendor No.	Description	Material ID
222683	M28L-003	Black	108685009
222684	M28L-246	Ivory	108685017
222685	M28L-262	White	108685025
222686	M28L-270	Gray	108685033

CommScope Solutions Faceplates

Wall-mount Modular Faceplates

COMMSCOPE

The M10LW is a single-outlet faceplate for use with wall-mounted telephones with a mounting distance of 3.280 inches.

Anixter No.	Vendor No.	Description	Material ID
197622	M10LW-246	Ivory	108258450
197621	M10LW-262	White	108258468

Wall-mounted Phone Faceplates - Stainless Steel

COMMSCOPE

Stainless steel faceplate loaded with mounting lugs to mount phone onto a wall.

Anixter No.	Vendor No.	Description	Material ID
283724	M10LW	Stainless steel wall phone plate, lug spacing of 4 in.	760024463
440340	M10LW	Stainless steel wall plate, lug spacing of 3.28 in.	760117572

Stainless Steel Modular Faceplates

COMMSCOPE



These flush-mounted stainless steel faceplates in 2-, 3-, 4- and 6-port sizes are designed to be used with the M-Series modular outlets mounted at a 90 or 45 degree angle. When mounted at the 90 degree angle, the front of the outlet is flush with the front of the stainless steel faceplate. These faceplates include an adapter riveted to the stainless steel that accepts the M-Series outlets.

Anixter No.	Vendor No.	Description	Material ID
220660	M12SP	2-port	108615188
220661	M13SP	3-port	108615196
220662	M14SP	4-port	108615204
220663	M16SP	6-port	108615212

Modular Furniture Faceplates

COMMSCOPE

These faceplates are designed for use with M-Series modular information outlets and M81 hardware. The M20AP Dust Cover/Blank can be used to protect unused outlets and cover unused faceplate openings. Standard package includes the modular faceplate and two color-coordinated M20AP Dust Cover/Blanks. M-Series information outlets ordered separately.

MC13C TRIPLEX FACEPLATE - FOR STEELCASE FURNITURE

Fits modular furniture knockout size: 1.38 in. (35.1 mm) H x 2.71 in. (68.8 mm) W (+/-0.01 in.)

Anixter No.	Vendor No.	Description	Material ID
144352	M13C-003	Black	106650864
142290	M13C-246	Ivory	106650880
142291	M13C-262	White	106650898

M14CE QUADPLEX FACEPLATE - FOR STEELCASE FURNITURE

Fits modular furniture opening: 1.38 in. (3.51 cm) H x 2.71 in. (6.88 cm) W, also available in almond

Anixter No.	Vendor No.	Description	Material ID
199094	M14CE-003	Black, 0.08 Snap	760118240
199095	M14CE-246	Ivory, 0.08 Snap	760118257
199096	M14CE-262	White, 0.08 Snap	760118232
199097	M14CE-270	Gray, 0.08 Snap	760118265
426980	M14CE-E-262	White, 0.125 Snap	760118273
426983	M14CE-E-003	Black, 0.125 Snap	760118281
426984	M14CE-E-246	Ivory, 0.125 Snap	760118299
426985	M14CE-E-270	Gray, 0.125 Snap	760118307

M14C QUADPLEX FACEPLATE - FOR KNOLL FURNITURE

Fits modular furniture knockout size: 1.61 in. (4.09 cm) H x 3.358 in. (8.53 cm) L x 1.2992 in. (3.30 cm) D (+/-0.0118 in. [0.03 cm])

Anixter No.	Vendor No.	Description	Material ID
158743	M14C-003	Black	106650849
158746	M14C-148	Almond	107167488
158739	M14C-270	Ivory	107167462

M14CH QUADPLEX FACEPLATE - FOR HERMAN MILLER FURNITURE

Dimensions: 1.75 in. (4.445 cm) H x 2.832 in. (7.19 cm) W

Anixter No.	Vendor No.	Description	Material ID
193024	M14CH-003	Black	108406414
204976	M14CH-246	Ivory	108406422
204977	M14CH-262	White	108406430
204978	M14CH-270	Gray	108406448

M26C SIXPLEX FACEPLATE - FOR DOUBLE-WIDTH STEELCASE FURNITURE

Fits modular furniture knockout size: 5.251 in. (13.34 cm) L x 1.3740 in. (3.49 cm) H (+/-0.0118 in. [0.03 cm])

Anixter No.	Vendor No.	Description	Material ID
183801	M26C-246	Ivory	107167496

M4CA QUADPLEX FACEPLATE - FOR VARIABLE FURNITURE

The M4CA can be adjusted to fit the following range of openings: 1.7 in. H x 2.792 in. W (4.32 cm H x 7.09 cm W) to 2.375 in. H x 4.125 in. W (6.03 cm H x 10.48 cm W). Fits modular furniture knockout size: 2.98 in. (7.6 cm) H x 4.73 in. (12.0 cm) W x 0.50 in. (1.3 cm) D

Anixter No.	Vendor No.	Description	Material ID
257237	M4CA-262	White	700191588
261035	M4CA-003	Black	700189046
261036	M4CA-246	Ivory	700191570

CommScope Solutions Mounting Frames

Modular Mounting Frames

COMMSCOPE

The M105FR1, M106FR2, M108FR3 and M106FR4 Modular Mounting Frames are flush-mounted, multi-outlet, modular mounting frames designed for use with the M-Type modular information outlets. The M105FR1 is a single-outlet, modular mounting frame. The M106FR2 is a duplex-outlet, modular mounting frame. The M106FR4 is a quadplex-outlet, modular mounting frame.

The M108FR3 is a triplex, modular mounting frame. A standard "Decora" style faceplate fits over the frame.

Technical Information & Standards

Plastic high-impact, flame-retardant, UL Rated 94V-0 thermoplastic

Dimensions:

M108FR3: 0.2755 in. (0.7 cm) D x 1.377 in. (3.5 cm) L x 4.055 in. (10.3 cm) W

All others: 1.20 in. (3.05 cm) x 1.6929 in. (4.3 cm) L x 4.09 in. (10.4 cm.) W

1-PORT

Anixter No.	Vendor No.	Description	Material ID
142313	M105FR1-246	Ivory	106622160
142300	M105FR1-262	White	106622178

2-PORT

Anixter No.	Vendor No.	Description	Material ID
167292	M106FR2-003	Black	106628852
142320	M106FR2-246	Ivory	106622210
142317	M106FR2-262	White	106622251
166422	M106FR2-270	Gray	106688393

3-PORT

Anixter No.	Vendor No.	Description	Material ID
205005	M108FR3-003	Black	108265430
205009	M108FR3-246	Ivory	108265448
205011	M108FR3-262	White	108265455
205012	M108FR3-270	Gray	108265463

4-PORT

Anixter No.	Vendor No.	Description	Material ID
167295	M106FR4-003	Black	106627763
142315	M106FR4-246	Ivory	106622277
142316	M106FR4-262	White	106622285
167293	M106FR4-270	Gray	106688385

M30CC Circular Collars

COMMSCOPE



The M30CC Circular Collar is a plastic circular collar designed to support the M-Series modules. The M30CC can be used in furniture such as a desk or cabinet, on a flat wall panel or on a flat metal panel. The supporting panel or wall structure must be between 0.0393 in. and 0.1259 in. (0.1 cm and 0.32 cm) in thickness, inclusively. The M30CC collar supports a single telecommunications outlet such as the M-Series, and can also support the M81-Series mounting modules.

Technical Information & Standards


Diameter: 1.6 in. (40.64 mm)

Plastic: High-impact, flame-retardant, UL Rated 94V-0 thermoplastic

Anixter No.	Vendor No.	Description	Material ID
171481	M30CC-246	Ivory	106986110

M30MC Universal Modular Mounting Collar

COMMSCOPE



The M30MC Mounting Collar is designed to fit into a rectangular opening. The width of the opening will always be 0.763 inch (19.38 mm). However, the height of the opening is variable based on the thickness of the material into which the collar is pressed. The material thickness is restricted to the range, 0.025 inch to 0.125 inch (0.64 mm to 3.17 mm).

Technical Information & Standards

Plastic: High-impact, flame-retardant, UL Rated 94V-0 thermoplastic

Physical Specifications:

Collar support thickness: 0.0248 in. to 0.1220 in. (0.063 cm to 0.31 cm)

Opening height: 0.783 in. (1.99 cm)

Opening width: 0.759 in. +/- 0.00315 in. (1.93 cm +/- 0.008 cm)

Mounting collar height: 1 in. (2.54 cm)

Mounting collar length: 1 in. (2.54 cm)


Mounting collar depth: 0.460 in. (1.17 cm)

Anixter No.	Vendor No.	Description	Material ID
183272	M30MC-003	Black	106664154
146990	M30MC-246	Ivory	106664139
512970	M30MC-262	White	106664147
183292	M30MC-270	Gray	106697089

CommScope Solutions Surface-mount Boxes

M101SMB 1-port Surface-mount Boxes

COMMSCOPE



The M101SMB is a single, modular, surface-mounted box designed for use with one M-Series modular information outlet. This surface-mount box can be mounted on a flat surface using the screws or the double-sided adhesive tape provided. Standard package includes the modular surface-mounted box, two wood screws and double-sided adhesive tape.

Technical Information & Standards

Plastic: High-impact, flame-retardant, UL Rated 94V-0 thermoplastic

Dimensions:

Height: 2.26 in. (5.7 cm)


Width: 1.22 in. (3.1 cm)

Depth: 1.29 in. (3.3 cm)

Anixter No.	Vendor No.	Description	Material ID
190266	M101SMB-B-003	Black	107983983
190263	M101SMB-B-246	Ivory	107984007
190269	M101SMB-B-262	White	107984015
190270	M101SMB-B-270	Gray	107984023

M102SMB 2-port Surface-mount Boxes

COMMSCOPE



The M102SMB Modular Surface-mount Box is a modular, surface-mounted, duplex box designed for use with one or two M-Series modular information outlets (copper and/or fiber). It can be mounted on a flat surface using the screws or the double-sided adhesive tape provided.

Technical Information & Standards

Plastic: High-impact, flame-retardant, UL Rated 94V-0 thermoplastic

Dimensions:

Height: 2.26 in. (5.7 cm)


Width: 2.06 in. (5.2 cm)

Depth: 1.29 in. (3.3 cm)

Anixter No.	Vendor No.	Description	Material ID
189968	M102SMB-B-003	Black	107984031
189969	M102SMB-B-246	Ivory	107984049
189970	M102SMB-B-262	White	107984056
189971	M102SMB-B-270	Gray	107984064

M104SMB 4-port Surface-mount Boxes

COMMSCOPE



The M104SMB is a modular, surface-mounted, quadplex box designed for use with one to four M-Series modular jacks and modules. This surface-mount box can be mounted on any flat surface using the screws or the double-sided adhesive tape provided. Optional magnets can be ordered for use with the M104SMB (one required). Dust covers are provided.

Technical Information & Standards

Plastic: High-impact, flame-retardant, UL Rated 94V-0 thermoplastic

Dimensions:

Height: 2.83 in. (7.2 cm)

Width: 3.92 in. (10.0 cm)

Depth: 1.2 in. (3.0 cm)

Anixter No.	Vendor No.	Description	Material ID
189430	M104SMB-A-003	Black	107952475
188948	M104SMB-A-246	Ivory	107952442
189431	M104SMB-A-262	White	107952459
189432	M104SMB-A-270	Gray	107952467

M106SMB 6-port Surface-mount Boxes

COMMSCOPE



The M106SMB Modular Surface-mount Box is a modular, multimedia, surface-mounted sixplex box designed for use with one to six M-Series modular jacks (copper and/or fiber). The M106SMB can be mounted on any flat surface using the screws or double-sided adhesive tape provided. Optional magnets can be ordered for use with the M106SMB (four required). M20AP Dust Cover is provided.

Technical Information & Standards

Dimensions:

Height: 5.49 in. (13.9 cm)

Width: 4.81 in. (12.2 cm)

Depth: 1.22 in. (3.1 cm)

CommScope Solutions Surface-mount Boxes

Anixter No.	Vendor No.	Description	Material ID
169620	M106SMB-003	Black	107431520
169625	M106SMB-246	Ivory	107431546
169621	M106SMB-262	White	107431538
169626	M106SMB-270	Gray	107431553

M112SMB 12-port Surface-mount Boxes

COMMSCOPE



The M112SMB is a 12-port, modular, surface-mount box designed for use with up to 12 M-Series modular jacks. This surface-mount box can be mounted on any flat surface using the screws or double-sided adhesive tape provided. Optional magnets can be ordered for use with the M112SMB (four required). M20AP Dust Covers are provided.

Technical Information & Standards

Plastic: High-impact, flame-retardant, UL Rated 94V-0 thermoplastic

Dimensions:

Height: 9.13 in. (23.2 cm)

Width: 4.81 in. (12.2 cm)

Depth: 1.30 in. (3.3 cm)

SURFACE-MOUNT BOXES

Anixter No.	Vendor No.	Description	Material ID
142389	M112SMB-003	Black	106658164
142387	M112SMB-246	Ivory	106658149
142390	M112SMB-262	White	106658156
142363	M112SMB-270	Gray	106688419

MAGNETS (PACK OF FOUR)

Anixter No.	Vendor No.	Description	Material ID
054162	D-180880	Magnet kit for mounting	103184156

M200 Series Surface-mount Boxes

COMMSCOPE



200 Series Standard Surface-mount Boxes are designed for interior surface-mount applications and can support copper and fiber terminations. All information outlets simply snap into place. The 2-, 4- and 8-port boxes are UL Rated and available in four

standard colors. The 200 Series surface-mount boxes can support new-generation, larger-diameter data cables and offer multiple cable entrances through the base and/or sides.

They are equipped with the corresponding number of dust covers and two-port adapters. These adapters support two M-Series outlets each. A variety of other adapters are available but not included to configure LC, ST, and SC fiber couplers, VGA, S-Video, coax, BNC and RCA couplers.

FEATURES

- Support a wide range of applications and configurations using the following snap-in components: 8-position modular outlets, RCA adapters, S-Video outlets, BNC adapters, VGA adapters and coaxial couplers
- Can support new-generation, larger-diameter data cables
- Cable entrances available through the base and/or sides
- Can mount to solid surfaces or single-gang electrical boxes
- Easy front access to outlets, adapters and couplers
- Includes dust covers, cable ties, labels/label holders, adhesive-backed Velcro, double-sided tape and screws
- Comes with label and label cover as well as a smooth surface for labeling the front of the enclosure
- Snap-in fiber spool is included to assist with fiber management (does not apply to the M202SMB and M204ASMB)
- Material: plastic

2-PORT

Anixter No.	Vendor No.	Description	Material ID
332692	M202SMB-246	Ivory	760057356
332693	M202SMB-262	White	760057331
332694	M202SMB-270	Gray	760057364
332695	M202SMB-003	Black	760057349

4-PORT

Anixter No.	Vendor No.	Description	Material ID
323869	M204SMB-246	Ivory	760045013
323870	M204SMB-262	White	760044990
323871	M204SMB-270	Gray	760045021
323868	M204SMB-003	Black	760045005

8-PORT

Anixter No.	Vendor No.	Description	Material ID
332699	M208SMB-246	Ivory	760057430
332700	M208SMB-262	White	760057414
332701	M208SMB-270	Gray	760057448
332702	M208SMB-003	Black	760057422

CommScope Solutions Zone Wiring Boxes

24-port CommScope Nonplenum Zone Wiring Box

COMMSCOPE

The 24-port Nonplenum Zone Wiring Box is a low-profile M224CPN Consolidation Box. This product provides a connection and distribution point for data and telecom cables in installations requiring a consolidation point. The slim design (8 in. x 12 in. x 1.5 in.) (203 mm x 305 mm x 38 mm) permits installation in a variety of nonplenum spaces such as under floors, limited-space closets, inside-paneled furniture, on walls in plain view and on shelves.

FEATURES

- Nonmetallic housing
- 24-port capacity
- Accommodates copper M-Series outlets, fiber connectors as well as copper and fiber terminations
- Expandable/stackable features
- Easy access for terminations, moves, adds and changes
- Designed for mounting in various nonplenum environments (floor, under floor, surface-mount or wall)
- Supports cable/port labeling
- Equipped with removable cover section for cord/label access and doesn't expose horizontal cables

Anixter No.	Vendor No.	Color	Material ID
266919	M224CPN-262	White	700016488
278555	M224CPN-003	Black	700016462

32-port CommScope Plenum Zone Wiring Box

COMMSCOPE



The 32-port Plenum Zone Wiring Box provides a connection and distribution point for data and telecom cables in installations requiring a consolidation point. The design includes a 3.35 in. x 2.566 in. (85.04 mm x 65.18 mm) rectangular bottom knockout to be used in conjunction with a standard dual-gang electrical box, in addition to twelve 3/4 in. (19.05 mm) knockouts for use with conduit.

FEATURES


- Plenum rated
- 32-port capacity
- Accommodates copper M-Series outlets, as well as an area for a 100-pair 110 IDC Block plus fiber and video connectors
- Expandable/stackable features
- Easy access for terminations, moves, adds and changes
- Designed for mounting in various plenum and nonplenum environments (floor, under floor, surface-mount or wall)

- Supports cable/port labeling
- Equipped with removable cover section for cord/label access and doesn't expose horizontal cables

Anixter No.	Vendor No.	Material ID
268731	M32CPP	700188931

48-port CommScope Plenum Zone Wiring Box

COMMSCOPE



The 48-port Plenum Zone Wiring Box provides a connection and distribution point for data and telecom cables in installations requiring a consolidation point. The design includes a 3.35 in. x 2.566 in. (85.04 mm x 65.18 mm) rectangular bottom knockout to be used in conjunction with a standard dual-gang electrical box, in addition to twelve 3/4 in. (19.05 mm) knockouts for use with conduit.

FEATURES

- Plenum rated
- 48-port capacity
- Accommodates copper M-Series outlets, fiber connectors as well as copper and fiber terminations
- Expandable/stackable features
- Easy access for terminations, moves, adds and changes
- Designed for mounting in various nonplenum environments (floor, under floor, surface-mount or wall)
- Supports cable/port labeling
- Equipped with removable cover section for cord/label access and doesn't expose horizontal cables

Anixter No.	Vendor No.	Description	Material ID
268730	M48CPP	48-port Plenum Wiring Box	700188923

CommScope-SYSTIMAX Solutions Patch Panels and Accessories

Intelligent Infrastructure Solutions - iPatch

COMMSCOPE-SYSTIMAX SOLUTIONS

Built on world-renowned high-performance SYSTIMAX copper and fiber connectivity, SYSTIMAX Intelligent Infrastructure Solutions are more than just hardware - they are comprehensive, fully supported solutions that have been engineered to help you document, manage and monitor your physical network infrastructure.

SYSTIMAX iPatch hardware, including intelligent copper panels, fiber optic shelves and infrastructure control systems, gives you a vision into real-time changes to your physical layer network.

SYSTIMAX iPatch System Manager Infrastructure Operations Software correlates this vision with information from networking equipment, IP endpoints and other systems to provide knowledge of how the network layer devices map to the physical layer.

This combination of hardware and software - of vision and knowledge - gives you unprecedented control of your physical layer infrastructure. You will have what you need for a real-time, comprehensive view of your physical network infrastructure to document, plan and execute changes.

Backed by the SYSTIMAX Intelligent Infrastructure Solutions research, development and support teams and CommScope's Certified iPatch Business Partners, you will have the support you need to design, install, configure and maintain an Intelligent Infrastructure Solution.

FEATURES

- Accurate documentation of the end-to-end connectivity between networked devices
- Real-time tracking of changes to physical layer connections
- Alerts on unauthorized or unplanned changes
- Notification of impacts to critical circuits
- Discovery of network devices, with tracking of physical locations
- Service provisioning and electronic work orders for guided deployment in data centers or office environments
- Complete visibility and control of your physical layer infrastructure
- Enhanced productivity through automation and process efficiency
- Reduced cost associated with capacity and asset management
- Real-time enhanced view of the physical location of IP endpoints
- Control of your workflow process
- Reduced MAC (moves, adds and changes) cycle time and rework through guided patching
- Simplified audit and tracking process

Technical Information & Standards

GigaSPEED:

ANSI/TIA Category 6 and 6A compliant

INFRASTRUCTURE CONTROL SYSTEMS

Anixter No.	Vendor No.	Description	Material ID
390419	360-IP-PANEL-MGR	360 iPatch Panel Manager	760095562
403140	360-IP-NET-MGR-MOD	SYSTIMAX iPatch Network Manager Module	760105353

360 IPATCH G2 HIGH DENSITY FIBER SHELF

The 360 iPatch G2 High Density Fiber Shelf accommodates 72 duplex LC ports (144 fibers) in 2U space. It is available empty, with the ability to be populated with 1, 2, or 3 preterminated modules from LazrSPEED, TeraSPEED or OptiSPEED Solutions. It supports Alpha or Beta Installations and features the elegant SYSTIMAX 360 design.

Anixter No.	Vendor No.	Description	Material ID
390412	360-IP-HD-2U-IP-SD	360 iPatch G2 HD fiber shelf, wide	760093336
390413	360-IP-HD-MOD-LC-LS	360 iPatch G2 HD LS Module	760093344
390414	360-IP-HD-MOD-LC-LS-3	360 iPatch G2 HD LS Module (3-pack)	760093351
390415	360-IP-HD-MOD-LC-TS	360 iPatch G2 HD TS Module	760093369
390416	360-IP-HD-MOD-LC-TS-3	360 iPatch G2 HD TS Module (3-pack)	760093377
390417	360-IP-HD-MOD-LC-OS	360 iPatch G2 HD OS Module	760093385
390418	360-IP-HD-MOD-LC-OS-3	360 iPatch G2 OS Module (3-pack)	760093393

IPATCH INTELLIGENT FIBER OPTIC SHELVES

Anixter No.	Vendor No.	Description	Material ID
390395	360-IP-G2-1U-LC-FX	24-port, 1U, fixed	760105163
390396	360-IP-G2-1U-LC-SD	24-port, 1U, sliding	760105171
390405	360-IP-UP-KIT-G2-LC	360 iPatch Upgrade Kit for 360G2-1U-MOD shelves with LC cassettes	760105148
266264	IP-600A-12-SC-MMF	12-port duplex SC multimode Intelligent Fiber Shelf with fixed tray, phosphor bronze	760005595
266291	IP-600B-12-SC-MMF	12-port duplex SC multimode Intelligent Fiber Shelf with sliding tray, phosphor bronze	760005629
266287	IP-600A-12-SC-SMF	12-port duplex SC single-mode Intelligent Fiber Shelf with fixed tray, phosphor bronze	760010777
266294	IP-600B-12-SC-SMF	12-port duplex SC single-mode Intelligent Fiber Shelf with sliding tray, phosphor bronze	760010785

Continued on next page >>

CommScope-SYSTIMAX Solutions Patch Panels and Accessories

(continued) Intelligent Infrastructure Solutions - iPatch

IPATCH INTELLIGENT PRETERMINATED FIBER OPTIC SHELVES

Anixter No.	Vendor No.	Description	Material ID
325426	IP-PTF-12-SC-LS	Preterminated 12-port duplex SC LazrSPEED Intelligent Fiber Shelf	760038513
374025	IP-PTF-12-SC-OS	Preterminated 12-port duplex SC OptiSPEED Intelligent Fiber Shelf	760066183
325427	IP-PTF-12-SC-TS	Preterminated 12-port duplex SC TeraSPEED Intelligent Fiber Shelf	760038521
414699	360-IP-INSTA-LC-4OS	360 iPatch InstaPatch LC, four OS Modules	760117424
414697	360-IP-INSTA-LC-4LS	360 iPatch InstaPatch LC, four LazrSPEED Modules	760117432
414698	360-IP-INSTA-LC-4TS	360 iPatch InstaPatch LC, four TeraSPEED Modules	760117440

IPATCH INTELLIGENT COPPER PATCH PANELS

Anixter No.	Vendor No.	Description	Material ID
438196	360-IP-1100-E-GS3-1U-24	360 iPatch 1100GS3 Evolve 24-port panel	760152355
438197	360-IP-1100-E-GS3-2U-48	360 iPatch 1100GS3 Evolve 48-port panel	760152330
432507	360-IP-PMAX-GS3-24	360 iPatch PATCHMAX GS3 Panel, 24-port	760123489
432509	360-IP-PMAX-GS3-48	360 iPatch PATCHMAX GS3 Panel, 48-port	760123497
438203	360-IP-UP-KIT-E+ PMAX-48	360 iPatch Upgrade Kit Evolve and PATCHMAX 48-port, 5 pack	760152298
438204	360-IP-UP-KIT-PMAX-2U-24	360 iPatch Upgrade Kit PATCHMAX 2U, 24-port, 10 pack	760152306
389117	360-IP-UP-KIT-1100-24	360 iPatch Upgrade Kit for 360 1100 24-port panel	760104992
390262	360-IP-UP-KIT-1100-48	360 iPatch Upgrade Kit for the 360 1100 48-port panel	760105015
359989	IP-M4200i-24	iPatch M4200i 24-port Intelligent Universal Modular Panel without modules	760073866
438201	360-IP-MFTP-E-HD6B-1U-24	360 iPatch Evolve High Density F/UTP Modular Panel, 24-port	760152371
438835	360-IP-MFTP-E-HD6B-2U-48	360 iPatch Evolve High Density F/UTP Modular Panel, 48-port	760152389

Anixter No.	Vendor No.	Description	Material ID
438199	360-IP-1100-E-GS6-1U-24	360 iPatch 1100GS6 Evolve 24-port panel	760152363
438200	360-IP-1100-E-GS6-2U-48	360 iPatch 1100GS6 Evolve 48-port panel	760152348
438833	360-IP-PMAX-GS6-24	360 iPatch PATCHMAX GS6 24-port panel	760130393
438834	360-IP-PMAX-GS6-48	360 iPatch PATCHMAX GS6 48-port panel	760130401

INFRASTRUCTURE OPERATIONS SOFTWARE

System Manager Basic - downloadable for no charge for registered Intelligence-Enabled deployments.

Anixter No.	Vendor No.	Description	Material ID
396722	IP-SYS-MGR-BASIC	iPatch System Manager Basic	DOWNLOAD 1
396660	IP-SYS-MGR-EE-2K	iPatch System Manager Enterprise up to 2,000 ports	760111187
396661	IP-SYS-MGR-EE-10K	iPatch System Manager Enterprise up to 10,000 ports	760111195
367191	IP-SYS-MGR-EE-UNL	iPatch System Manager Enterprise Unlimited	760090068
396662	IP-SYS-MGR-UPG-2-10	iPatch System Manager Upgrade, 2K to 10K	760111203
396663	IP-SYS-MGR-UPG-10-UNL	iPatch System Manager Upgrade 10K to unlimited	760111229
396664	IP-SYS-MGR-UPG-2-UNL	iPatch System Manager Upgrade, 2K to unlimited	760111211

SYSTEM INTEGRATIONS

Anixter No.	Vendor No.	Description	Material ID
367194	IP-SYS-MGR-ELS-INT	iPatch System Manager Enhanced Location Service for Emergency Response	760083402
367195	IP-SYS-MGR-OPC-INT	iPatch System Manager OPC Integration	760083410

CommScope-SYSTIMAX Solutions Patch Panels and Accessories

SYSTIMAX 360 Evolve 1100GS6 Panels - Category 6A

COMMSCOPE-SYSTIMAX SOLUTIONS



SYSTIMAX 360 GigaSPEED X10D 1100GS6 Panels are available in 1U and 2U options and feature the elegant SYSTIMAX 360 design. Enhanced rear cable management features make installation easier over current cable bundling/dressing methods by reducing time and steps to tie down bundles of cable on the rear of the panels.

Anixter No.	Vendor No.	Description	Material ID
436180	360IPR1100EGS61U24	350 1100 GS6 Evolve Panel - 24-port	760152587
436181	360IPR1100EGS62U48	360 1100 GS6 Evolve Panel - 48-port	760152595
436176	360IPR1100AEGS61U24	360 Angled 1100 GS6 Panel - 24-port	760151324
436177	360IPR1100AEGS62U48	360 Angled 1100 GS6 Panel - 48-port	760151779
436183	360IPR1100GS6DM6	360 1100 GS6 Evolve Distribution Module 6-port	760151183
436172	360EKIT1U	360 1U Evolve Panel Kit	760155739
436173	360EKIT2U	360 2U Evolve Panel Kit	760155747

360 GigaSPEED X10D F/UTP Modular Panels

COMMSCOPE-SYSTIMAX SOLUTIONS

The SYSTIMAX 360 GigaSPEED X10D F/UTP modular panels are available in straight and angled constructions and are iPatch-Ready, making them field upgradeable to iPatch without the need to remove patch cords, meaning no network downtime. The F/UTP modular panels offer easy cable routing and bundling through CommScope's rear cable management solution and feature the elegant SYSTIMAX 360 design.

When used with the SYSTIMAX GigaSPEED X10D HGS620 information outlet, cable length is dramatically reduced in a channel configuration. CommScope engineers pushed the threshold and reduced the original 15 meter cable length requirement to 5 meters for three or four connector channels and only 3 meters for two connector channels - a more than 65 percent reduction in short channel length. These new short cable requirements give CommScope customers the design freedom to build a Category 6A infrastructure that meets their needs without the hassles of inefficient spacing and slack storage.

FEATURES

- Simple-to-use grounding solution
- Straight and angled constructions, both iPatch-Ready
- Features the elegant SYSTIMAX 360 design

- Supports 5 meter cables in three and four connector channels, three meter cables in two connector channels and cross connect cords down to 1 meter when using the GigaSPEED
- X10D shielded high-density information outlet (HGS620)
- iPatch-Ready - field upgradeable to iPatch without the need to remove patch cords, meaning no network downtime
- TAA compliant
- Easy cable routing and bundling through improved rear cable management solution
- Electrical performance guaranteed to meet or exceed the channel specification of Amendment 1 of ISO/IEC 11801 Class E_A and ANSI/TIA-568-C.2 Category 6A up to 500 MHz when used as part of a GigaSPEED X10D F/UTP Channel in registered SYSTIMAX installations
- Available in 24- and 48-port configurations
- Qualifies for the SYSTIMAX 20-Year Extended Warranty and Applications Assurance when included as part of a registered SYSTIMAX GigaSPEED X10D F/UTP Channel
- Compatible with DYMO Labeling Solution

Anixter No.	Vendor No.	Description	Material ID
436184	360IPRMFTPAEHD6B1U24	360 GigaSPEED X10D Evolve High Density F/UTP Modular Panel, 24-port	760151290
436185	360IPRMFTPAEHD6B2U48	360 GigaSPEED X10D Evolve High Density F/UTP Angled Modular Panel, 48-port	760151746
436186	360IPRMFTPEHD6B1U24	360 GigaSPEED X10D Evolve High Density F/UTP Modular Panel, 24-port	760150144
436187	360IPRMFTPEHD6B2U48	360 GigaSPEED X10D Evolve High Density F/UTP Modular Panel, 48-port	760151498
436188	360-MFTP-LKB	360 GigaSPEED X10D Evolve High Density F/UTP Modular Panel Label Kit	760151480
438201	360-IP-MFTP-E-HD6B-1U-24	360 iPatch Evolve High Density F/UTP Modular Panel, 24-port	760152371
438831	360-E-C-1U	360 1U Evolve Cover Kit	760152538
438832	360-E-C-2U	360 2U Evolve Panel Kit	760152546
438835	360-IP-MFTP-E-HD6B-2U-48	360 iPatch Evolve High Density F/UTP Modular Panel, 48-port	760152389

CommScope-SYSTIMAX Solutions Patch Panels and Accessories

360 GigaSPEED XL 1100GS3 Patch Panels - Category 6

COMMSCOPE-SYSTIMAX SOLUTIONS

The GigaSPEED XL 1100GS3 Panels are available in 1U and 2U options and feature the elegant SYSTIMAX 360 design. Enhanced rear cable management features make installation easier over current cable bundling/dressing methods by reducing time and steps to tie down bundles of cable on the rear of the panels. The SYSTIMAX 360 "iPatch-Ready" copper panels can be upgraded in the field at a later stage with the 360 iPatch Upgrade Kit. The upgrade can be performed without network disruptions, since it does not require the removal of patch cords. The SYSTIMAX 360 solution offers customers the option to deploy intelligence immediately or in phases, according to their needs and budgetary requirements. By providing a clear strategy that includes an upgradeable product line, CommScope intends to bring intelligence to the masses and raise awareness of the business benefits of intelligent infrastructures.

FEATURES

- T568A/B universally wired
- 8W8P
- 110 to Mod
- Termination manager and redesigned IDC housing allows traditional cable termination to these high-performance panels

Anixter No.	Vendor No.	Description	Material ID
438196	360-IP-1100-E-GS3-1U-24	360 iPatch 1100GS3 Evolve 24-port panel	760152355
438197	360-IP-1100-E-GS3-2U-48	360 iPatch 1100GS3 Evolve 48-port panel	760152330
436178	360IPR1100EGS31U24	360 1100 GS3 Evolve Panel - 24-port	760152561
436179	360IPR1100EGS32U48	360 1100 GS3 Evolve Panel - 48-port	760152579
436174	360IPR1100AEGS31U24	360 Angled 1100 GS3 Evolve Panel 24-port	760151308
436175	360IPR1100AEGS32U48	360 Angled 1100 GS3 Evolve Panel 48-port	760151753
436170	360AEKIT1U	360 Angled 1U Evolve Panel Kit	760152785
436171	360AEKIT2U	360 Angled 2U Evolve Panel Kit	760152793
389117	360-IP-UP-KIT-1100-24	360 iPatch Upgrade Kit for 360 1100 24-port panel	760104992
436182	360IPR1100GS3DM6	360 1100 GS3 Evolve Distribution Module 6-port	760151167
436168	360-1100-LKP-1-24	360 1100 Evolve Panel - Label Kit (1-24)	760152769
436169	3601100LKP2548	360 1100 Evolve Panel - Label Kit (25-48)	760152777
438831	360-E-C-1U	360 1U Evolve Cover Kit	760152538
438832	360-E-C-2U	360 2U Evolve Panel Kit	760152546

Anixter No.	Vendor No.	Description	Material ID
390262	360-IP-UP-KIT-1100-48	360 iPatch Upgrade Kit for the 360 1100 48-port panel	760105015
436173	360EKIT2U	360 2U Evolve Panel Kit	760155747
390259	360-RCM-BM	360 rear cable management (bar mountable)	760104398
436172	360EKIT1U	360 1U Evolve Panel Kit	760155739
443589	360-E-RCM-BM-BAR KIT	360 Evolve Rear Cable Management Bar	760157628

360 GigaSPEED X10D PATCHMAX GS6 Panels

COMMSCOPE-SYSTIMAX SOLUTIONS



SYSTIMAX 360 GigaSPEED X10D GS6 PATCHMAX panels offer easy cable routing and bundling utilizing the rear cable manager and are available in 24- and 48-port configurations. The 360 PATCHMAX GS6 panels also support deployment of InstaPATCH Cu preterminated copper and features the elegant SYSTIMAX 360 design. The PATCHMAX GS6 panel accepts four (24-port) or eight (48-port) PATCHMAX GS6 Distribution Modules which can be rotated forward, allowing front-access to the 110 type IDC terminals for easy cable termination. The PATCHMAX GS6 Distribution Module features an innovative termination manager and rear housing which provides easier, faster, more reliable terminations and reduced variability in the placement and termination of cables to the panel.

SPECIFICATIONS

1. Height: 3.5 in (8.89 cm)
2. Width: 19 in (48.26 cm)
3. Depth (front): 4 in (10.16 cm)

FEATURES

- PATCHMAX GS6 supports 5 meter cables in three and four connector channels, 3 meter cables in two connector channels and cross-connect cords down to 1 meter
- Alien crosstalk complies to industry standards ANSI/TIA-568-C and IEC 11801
- Improved rear cable manager makes cable routing and bundling easier
- Supports deployment of InstaPATCH Cu preterminated copper
- Available in 24-port and 48-port configuration
- Features elegant SYSTIMAX 360 design
- Innovative two-way mounting and terminating improving installation for limited rear access applications
- Distribution modules can be snapped onto front of panel for easy front access to rear 110 type IDC termination field
- Designed for simplified administration with built-in cord retainer fingers
- Allows all 24 cords to be routed in the same direction
- 1- to 24-port labeling and identification

CommScope-SYSTIMAX Solutions Patch Panels and Accessories

- Meets ANSI/TIA-606-A labeling standards
- Available in iPatch-Ready versions (field upgradeable to iPatch without the need to remove patch cords, meaning no network downtime) or factory assembled iPatch versions

Anixter No.	Vendor No.	Description	Material ID
436189	360PMGS62U24	360 PATCHMAX GS6 24-port panel	760102251
436190	360PMGS62U48	360 PATCHMAX GS6 48-port panel	760128207
438833	360-IP-PMAX-GS6-24	360 iPatch PATCHMAX GS6 24-port panel	760130393
438834	360-IP-PMAX-GS6-48	360 iPatch PATCHMAX GS6 48-port panel	760130401

SYSTIMAX 360 PATCHMAX GS3 - Category 6

COMMSCOPE-SYSTIMAX SOLUTIONS

The 360 PATCHMAX GS3 panel system helps unleash the power of an integrated GigaSPEED XL copper and fiber optic LazrSPEED/TeraSPEED/OptiSPEED cabling solution while maintaining all of the innovative features that have made PATCHMAX unique in the industry. Its unique modularity and patch cord management system continue to provide unmatched flexibility to MIS managers with the ability to mix and match copper and fiber media in the same panel. The 19 in. rack mountable patch panel is designed to accept four or eight, six-port Distribution Modules (DM) which can be rotated forward, allowing front access to the 110 type IDC terminals for easy cable termination. Built-in horizontal patch cord management brackets provide support for patch cords as well as a holder for the DM modules during installation. This modular approach offers total flexibility in selecting the required copper information outlets.

FEATURES

- 8W8P
- T568A/B universally wired
- 110 to Mod
- Termination manager and redesigned IDC housing allows traditional cable termination in these high-performance panels

Technical Information & Standards

ANSI/TIA Category 6 compliant
Certified component of GigaSPEED XL

360 PATCHMAX GS3



Improved rear cable manager makes cable routing and bundling easier. Supports deployment of InstaPATCH Cu preterminated copper. Available in 24-port (2U) configuration. Innovative two-way mounting and terminating improve installation for limited rear access applications. Distribution modules can be snapped onto front of panel for easy front access to rear 110 type IDC termination field. Designed for simplified administration with built-in cord retainer fingers. Allows all 24 cords to be routed in the same direction. 1 - 24 port labeling and identification. Meets 606 labeling standard. Features elegant SYSTIMAX 360 design.

Anixter No.	Vendor No.	Description	Material ID
396654	360-PM-GS3-2U	360 PATCHMAX GS3 24-port patch panel	760102244
396655	360-PM-GS3-DM	360 PATCHMAX GS3 Distribution Module	760102269
425134	360-PM-GS3-2U-48	360 PATCHMAX GS3 48-port patch panel	760117366
425135	360-PM-GS3-DM-12	360 PATCHMAX GS3 Distribution Module - 12-port	760117382

SYSTIMAX 360 UTP Modular Panels

COMMSCOPE-SYSTIMAX SOLUTIONS

The SYSTIMAX 360 Modular Panel is part of the next generation SYSTIMAX 360 solutions platform. The 360 Modular Panel eliminates the need for separate tie wrap components and offers facilitated installation and panel dressing through simplified cable bundling. The 360 Modular Panel supports the deployment of InstaPATCH Cu Preterminated Copper Solutions and features the elegant SYSTIMAX 360 design.

Anixter No.	Vendor No.	Description	Material ID
389489	760104273	360 U/UTP Modular Panel, 24-port	760104273
396651	360-MOD-1U-BEZEL	360 Modular Panel Bezel Kit	760104463
396652	360-MOD-1U-LABEL	360 Modular Panel Label Kit	760104281
396653	360-MOD-1U-LABEL-A4	360 Modular Panel Label Kit A4	760109728

CommScope-SYSTIMAX Solutions Patch Panels and Accessories

M2000, M2100, M2400 UTP Modular Panels

COMMSCOPE-SYSTIMAX SOLUTIONS

The M2000 Modular Patch Panel is a panel designed for M-Series outlets that can be configured for copper and is available in 24-port (M2000-1U) and 48-port (M2000-2U) versions. Both the M2000-1U and M2000-2U panels mount in a 19 in. (483 mm) rack with universal hole spacing. The M2000-1U and M2000-2U include a label sheet and clear label holders. A label area is provided to the left of each port. Port designations can be printed on the label sheet and individual port labels are trimmed from the label sheet and placed in the label area and secured by the clear label holder. If adhesive labeling is desired, adhesive labels can be applied to the label holder. The M2000-1U and M2000-2U Panels now include M2000 Cable Organizers. The M2000 Cable Organizer is a molded plastic design that is snapped into each 6-port bezel. The 24-port 1U panel includes four cable organizers and the 48-port 2U panel includes eight cable organizers. The six, 4-pair cables from each bezel are routed and positioned to the cable organizer. Cable ties are included to secure the cables.

CommScope offers the M2100 Modular Patch Panel. The panel is a 48-port 2U modular panel with horizontal front cord managers, eliminating the need for separate cord management. The M2100 includes eight plastic cable organizers, each holding six 4-pair cables. The M2100 also includes M2000 labels and label holders providing labelling and identification for each port. The panel supports copper M-Series outlets.

The M2400 Modular Panel is available in a 24-port (1U) configuration. It is in a single row and can come either angled or flat. It supports UNJ500, 600 or copper connectors. The panel kits include low-profile module stuffer caps. The M2400 Panel has a ReadyPATCH Cu-friendly design which coincides with scalability. It has an optional rack mountable rear cable management system and offers both front and rear accessibility. It also qualifies for CommScope's 20-Year Extended Warranty and Applications Assurance when included as part of a registered solution.

M2000



Anixter No.	Vendor No.	Description	Material ID
323245	M2000-24	24-port, 1U	760049932
323248	M2000-48	48-port, 2 U	760049940
333539	M2000A-24	24-port, 1U angled	760049957
338999	M2000A-48	48-port, 2U, angled	760049965

M2100

Anixter No.	Vendor No.	Description	Material ID
367179	M2100-48	M2100 48-port 2U Modular Patch Panel	760077842

M2400

Anixter No.	Vendor No.	Description	Material ID
425034	M2400-1U-PS	U/UTP Flat Single-Row Modular Panel (UNJ500/600), 24 ports	760118315
425035	M2400A-1U-PS	U/UTP Angled Single-Row Modular Panel (UNJ500/600), 24 ports	760118331

Anixter No.	Vendor No.	Description	Material ID
425075	M2400-1U-GS	U/UTP Flat Single-Row Modular Panel (MGS400/500/600), 24 ports	760118323
425076	M2400A-1U-GS	U/UTP Angled Single-Row Modular Panel (MGS400/500/600), 24 ports	760118349

ACCESSORIES

Anixter No.	Vendor No.	Description	Material ID
335204	760060392	Custom label kit - six rows of 12 labels	760060392
348443	760056408	MGS cover with strain relief 1,000/kit	760056408
348444	760069278	M2000 1U Cord Manager Kit	760069278
324304	M2000 CBLMGTBAR	M2000 Cable Management Bar	760054627
365857	760073486	2U Cord Manager Kit M2000 2U Cord Manager Kit	760073486
401269	760091504	Angled panel cover	760091504

GigaSPEED XL PATCHMAX GS3 - Category 6

COMMSCOPE-SYSTIMAX SOLUTIONS



The PATCHMAX GS3 panel system helps unleash the power of an integrated GigaSPEED XL copper cabling solution while maintaining all of the innovative features that have made PATCHMAX unique in the industry. Its unique modularity and patch cord management system continue to provide unmatched flexibility to MIS managers with the ability to mix and match copper media in the same panel. The 19 in. rack mountable patch panel is designed to accept four or eight, six-port Distribution Modules (DM) which can be rotated forward, allowing front access to the 110 type IDC terminals for easy cable termination. Built-in horizontal patch cord management brackets provide support for patch cords as well as a holder for the DM modules during installation. This modular approach offers total flexibility in selecting the required copper information outlets. In addition it provides for fiber and GigaSPEED XL copper solutions since both fiber and GigaSPEED XL modules can fit into the same panel kit. This feature also supports existing GigaSPEED XL installations by providing the option of a cost-effective upgrade from copper to fiber solutions by simply replacing the copper modules with the fiber modules in conjunction with the cable changes.

CommScope-SYSTIMAX Solutions Patch Panels and Accessories

FEATURES

- 8W8P
- T568A/B universally wired
- 110 to Mod
- Termination manager and redesigned IDC housing allows traditional cable termination in these high-performance panels

Technical Information & Standards

ANSI/TIA Category 6 compliant
Certified component of GigaSPEED XL


PATCHMAX GS3

Improved rear cable manager makes cable routing and bundling easier. Supports deployment of InstaPATCH Cu Preterminated Copper Solutions. Available in 24-port (2U) configuration. Innovative two-way mounting and terminating improve installation for limited rear access applications. Distribution modules can be snapped onto front of panel for easy front access to rear 110 type IDC termination field. Designed for simplified administration with built-in cord retainer fingers. Allows all 24 cords to be routed in the same direction. 1 - 24 port labeling and identification. Meets TIA-606A labeling standard.

Anixter No.	Vendor No.	Description	Material ID
351817	1100PM	1100PM panel label kit	760072116
396655	360-PM-GS3-DM	360 PATCHMAX GS3 Distribution Module	760102269
396654	360-PM-GS3-2U	360 PATCHMAX GS3 24-port patch panel	760102244
425134	360-PM-GS3-2U-48	360 PATCHMAX GS3 48-port patch panel	760117366

PowerSUM 1100 Patch Panels - Category 5e

COMMSCOPE-SYSTIMAX SOLUTIONS



The 1100PSCAT5E Modular Jack Panel is a 19 in., rack-mountable RJ45 jack panel. The 1100PSCAT5E accommodates repeated line moves, additions and rearrangements. The IDC connection on the rear of the panel houses the printed wiring board that provides continuous connection to the 8-pin modular jacks on the front. The result is a hard-working panel that allows a gas-tight termination of equipment on 110 connectors. The panel is available with 24 or 48 ports. The 1100PSCAT5E panel kit includes icon labels with plastic holders that you can mount on the front of the panel for easy port identification. The 1100PSCAT5E has an enclosed printed wiring board (PWB) for protection. Cable tie slots on each end of each 6-port module allow for the use of cable ties (provided) to secure the cable at the edge of the module. The panel is capable of handling either T568A or T568B wiring; you simply select the appropriate label and wire the product as either A or B depending on your customer's requirements.

FEATURES

- Minimum insertion life: 750 cycles
- T568A/B wired
- Label strips for both front and back of panel

Technical Information & Standards

Rated to PowersUM performance
ANSI/TIA Category 5e compliant

Anixter No.	Vendor No.	Description	Material ID
529478	1100PSCAT5E-24	24-port loaded patch panel, 1U	108208919
529479	1100PSCAT5E-48	48-port loaded patch panel, 2U	108208935
348046	1100-24PSA	Angled, 24-port loaded patch panel, 1U	760056580
345460	1100-48PSA	Angled, 48-port loaded patch panel, 2U	760056598

PowerSUM PATCHMAX - Category 5e

COMMSCOPE-SYSTIMAX SOLUTIONS



PATCHMAX Distribution Hardware is a copper modular connecting hardware system. PATCHMAX components can be purchased individually or as a complete kit. It is designed to be mounted on EIA-310 Standard 19 inch (48.3 cm) rack/frame or 1100C type wall-mount brackets. The Category 5e copper kit PM2150 PowerSUM includes a 24- or 48- port panel, four or eight DM21xx modules, a cable fastener kit, one or two front retainers, five or 10 rear retainers, 16 white/blue labels, straps, tape and installation instructions for the 24- and 48-port kits, respectively.

The P2040 and P2080 are individual, empty panels that hold four and eight snap-in distribution modules, respectively. The P2040 or P2080 panels allow fiber and copper to be terminated in the same panel. A slack storage tray in the rear of the module maintains the correct buffered fiber bend radius.

FEATURES

- Removable 6-port modules
- Integrated wire management
- 110 IDC termination for 4- or 25-pair cable
- Color-coded identification strips available
- Allows for termination and replacement from the front should a module become damaged
- Exceeds Category 5e standards

Technical Information & Standards

ANSI/TIA Category 5e compliant

PATCHMAX PANELS AND MODULE

Anixter No.	Vendor No.	Description	Material ID
204366	PM2150PSE-24	24-port loaded panel, 2U	108320029
204367	PM2150PSE-48	48-port loaded panel, 4U	108320045
204368	DM2150PSE	PowerSUM 6-way RJ45 module	108320011

Continued on next page >>

CommScope-SYSTIMAX Solutions Patch Panels and Accessories

(continued) PowerSUM PATCHMAX - Category 5e

PATCHMAX ACCESSORIES FOR GIGASPEED, POWERSUM AND 2500 PANELS

Anixter No.	Vendor No.	Description	Material ID
171442	P2040	4-module panel	107428591
171443	P2080	8-module panel	107428609
192657	R2100	Front cable management retainers (plastic)	108036690
172355	R2200	Rear cable management retainers	107638934
192574	BP2100	Blank plate, pack of five	108028457
181085	R2300	Fastener kit	107670952

ICON STRIPS FOR ALL POWERSUM PATCHMAX PANELS


Anixter No.	Vendor No.	Description	Material ID
181092	L2300-BL	Blue	107536773
181098	L2300-WH	White	107536823

8 1/2 IN. X 11 IN. LABEL SHEETS WITH 64 MODULE LABELS FOR ALL POWERSUM PATCHMAX PANELS

Anixter No.	Vendor No.	Description	Material ID
171440	L2200-BL	Blue	107656928
171395	L2200-WH	Label sheet, white	107656977

2500 PowerSUM and 2512 100BASE-T PS Patch Panels - Category 5

COMMSCOPE-SYSTIMAX SOLUTIONS



The 2500CAT5PS Modular Jack Panel is a 19 in., rack-mountable RJ45 Category 5 jack panel with 25-pair female 525 connectors on the back. The 25-pair 525 connectors are connected to the 4-pair RJ45 modular jacks through printed wiring board (PWB) interconnections. The 2500CAT5PS follows the standard ANSI/TIA 568B and 568A wiring scheme. The panel is available with 24 or 48 RJ45 ports.

The 2512CAT5PS, unlike the 2500CAT5PS, provides two pairs to each 8-pin modular jack. These pairs are terminated on pins 1 and 2 and 3 and 6. Therefore, one 50-pin connector serves 12 jacks.

FEATURES

- Female 50-pin connector on back
- Approved SYSTIMAX product
- Eliminates time-consuming punch-downs
- Can be used in certified installations

Technical Information & Standards

ANSI/TIA Category 5 compliant

2500 MODULAR JACK PANEL, T568B WIRED

Anixter No.	Vendor No.	Description	Material ID
195966	2500CAT5PS2-24B	24-port 568B wired 4 x telco, 1U	108236142
195967	2500CAT5PS2-48B	48-port 568B wired 8 x telco, 2U	108236159

2500 MODULAR JACK PANEL, T568A WIRED

Anixter No.	Vendor No.	Description	Material ID
195968	2500CAT5PS2-24A	24-port, 1U	108236126
195969	2500CAT5PS2-48A	48-port, 2U	108236134

2512 MODULAR JACK PANEL, 100BASE-T

Anixter No.	Vendor No.	Description	Material ID
242239	2512CAT5PS2-48	48-port, 100BASE-T	108236167

FlexiMAX HD Panel

COMMSCOPE-SYSTIMAX SOLUTIONS



The FlexiMAX HD Panel is a 24-port panel that allows for patching or interconnects in the telecommunications closet or equipment room. It is an RJ45 1U modular panel specifically designed for the GigaSPEED Solution but can also be used for PowerSUM and X10D applications. The panel is available in a 24-port version only and can hold up to 24 high-density distribution modules (not included). The front appearance of the panel comprises two rows of square punch-outs, which allow ease of access for information outlets.

FEATURES

- Its 1U height makes it possible to maximize rack space
- Color coding is possible by use of colored outlets
- Supports Category 3, PowerSUM, and/or GigaSPEED XL M-Series outlets
- A bend has been incorporated in the top and bottom to minimize the flex

Anixter No.	Vendor No.	Description
211384	HD1000	24-port, 1U, copper only

CommScope-SYSTIMAX Solutions Patch Panels and Accessories

Integrated Camera Panel Kit

COMMSCOPE-SYSTIMAX SOLUTIONS



The new black 2U adjustable integrated security panel kit is compatible with the AXIS M10 Network Camera Series. The camera panel kit, with the incorporation of a compatible AXIS Communications M10 Network Camera will aid in the recording and monitoring of all activity within an assigned rack or cabinet.

This unique black 2U security panel kit will be powered with a single UTP connection, which makes this panel ideal for large scale roll-outs where infrastructure already exists or where limited space may make installations difficult. Given the panel is fully adjustable and made to tilt in order to capture the desired image, it is also ideal for environments where an additional layer of security is necessary.

The panel can be angled and aligned with the appropriate camera settings that allow end-users complete surveillance of their rack or cabinet entry ways.

FEATURES

- Patent-pending design
- Compatible with AXIS M10 Series
- Adjustable pivot
- Security within and inside cabinet
- Audio optional
- PIR optional
- White light LED optional
- I/O contact port optional
- Motion detection
- Event notification via e-mail
- Remotely accessible
- Remotely managed
- HDTV-compliant video optional

Anixter No.	Vendor No.	Material ID
438822	ICP-19-2U KIT	760152512

This product is suggested to be used with the SecureMAX Locking Patch Cord System and/or the iPatch Intelligent Solution for maximum security, knowledge and control over networks at all times.

CommScope-SYSTIMAX Solutions Cross-connect and Accessories

10 Gigabit VisiPatch 360 System - Category 6A

COMMSCOPE-SYSTIMAX SOLUTIONS



The VisiPatch 360 System is the "next generation" patch panel system and the latest in a long line of CommScope Labs-designed innovations for high-speed data networks. The VisiPatch 360 utilizes time-proven 110 IDC technology and features a unique "reverse direction" patch cord, integrated cable and patch cord management, increased density, wall-mounting hardware and snap-together installation. The neat, cordless appearance dramatically improves patch cord organization and management and cleans up the clutter that is inherent with other patch panel systems.

FEATURES

- Proven SYSTIMAX performance
- Supports GigaSPEED and X10D channels
- 4-pair patch cord Certified GigaSPEED XL component
- Fast, easy installation with low operating costs
- Innovative reverse patch cord design
- Neat, cordless appearance
- Improved density to free valuable space
- Eight, 4-pair cables per row
- Snap-together components
- 128-pair and 384-pair stackable modules
- Integrated patch cord management

Technical Information & Standards

Dimensions: 128-pair

Width: 8.5 in. (21.6 cm)
 Height: 7.5 in. (19.05 cm)
 Depth: 7.5 in. (19.05 cm)

Dimensions: 384-pair

Width: 8.5 in. (21.6 cm)
 Height: 21.6 in. (54.9 cm)
 Depth: 7.5 in. (19.05 cm)

VISIPATCH 360 PATCH PANEL KITS



Anixter No.	Vendor No.	Description	Material ID
331245	VP360-4U-32P	32 ports	760049445
331246	VP360-12U-96P	96 ports	760049452
358107	760074278	16 ports	760074278

VISIPATCH 360 WALL-MOUNT VERTICAL CABLE MANAGER



Anixter No.	Vendor No.	Description	Material ID
331247	VP360-12U-10VTCM	Vertical cable management trough kit with door, 10 in. 12U	760060285

VISIPATCH 360 HORIZONTAL CABLE MANAGER

Anixter No.	Vendor No.	Description	Material ID
331256	VP360-HCM-KIT-27	Horizontal cable management kit, 27 in.	760060301
331257	VP360-HCM-KIT-19	Horizontal cable management kit, 19 in.	760060343
331258	VP360-HCM-KIT-29	Horizontal cable management kit, 29 in.	760060863
331259	VP360-HCM-KIT-37	Horizontal cable management kit, 37 in.	760060871
339368	VP360-HCM-KIT-19RACK	Rack-mount horizontal cable management kit, 19 in.	760068106

VISIPATCH 360 ACCESSORIES

Anixter No.	Vendor No.	Description	Material ID
331262	VP360-CB-10	Connecting block 10/pk	760060277
331264	VP360-4U-BPK	Back panel kit	760060251
331265	VP360-RMBKT	19 in. rack-mount bracket	760060327
331266	VP360-CBF-SK	Cable bundle fastener kit (small)	760060335

CommScope-SYSTIMAX Solutions Cross-connect and Accessories

VISIPATCH 360 TOOLS

Anixter No.	Vendor No.	Description	Material ID
331267	VP360-788-HEAD	4-pair block punch-down tool head	760060350
331268	VP360-914-BIT	1-pair punch-down tool bit	760060368

1-PAIR VISIPATCH 360 CORDS (DARK GRAY)



VP360 to VP360, VP360-VP360-P2PS

Anixter No.	Vendor No.	Description
VV05-LU8-09-1	CPCFF62-03F005	5 ft.
VV07-SYS7E-09-1	CPCFF62-03F007	7 ft.
VV10-SYS7E-09-1	CPCFF62-03F010	10 ft.
VV15-SYS7E-09-1	CPCFF62-03F015	15 ft.
VV25-SYS7E-09-1	CPCFF62-03F025	25 ft.
VV50-SYS7E-09-1	CPCFF62-03F050	50 ft.

4-PAIR VISIPATCH 360 X10D CORDS (DARK GRAY)



VP360 to VP360, VP360T-VP360T-P8X10D

Anixter No.	Vendor No.	Description
VV07-SYSX10D-09	CPCFFX2-03F007	7 ft.
VV10-SYSX10D-09	CPCFFX2-03F010	10 ft.
VV15-SYSX10D-09	CPCFFX2-03F015	15 ft.
VV25-SYSX10D-09	CPCFFX2-03F025	25 ft.
VV50-SYSX10D-09	CPCFFX2-03F050	50 ft.

4-PAIR VISIPATCH 360 XL CORDS (DARK GRAY)

VP360 to VP360, VP360-VP360-P8XL

Anixter No.	Vendor No.	Description
VV07-SYS7E-09	CPCFF12-03F007	7 ft.
VV09-SYS7E-09	CPCFF12-03F009	9 ft.
VV10-SYS7E-09	CPCFF12-03F010	10 ft.
VV15-SYS7E-09	CPCFF12-03F015	15 ft.
VV25-SYS7E-09	CPCFF12-03F025	25 ft.

4-PAIR VISIPATCH 360 X10D CORDS (DARK GRAY)

VP360 to Mod, VP360T-360GS10E-P8X10D

Anixter No.	Vendor No.	Description	Material ID
VM07-SYSX10D-09	CPCFSX2-03F007	7 ft.	CPCFSX2-03F007
VM09-SYSX10D-09	CPCFSX2-03F009	9 ft.	CPCFSX2-03F009
VM10-SYSX10D-09	CPCFSX2-03F010	10 ft.	CPCFSX2-03F010
VM15-SYSX10D-09	CPCFSX2-03F015	15 ft.	CPCFSX2-03F015
VM25-SYSX10D-09	CPCFSX2-03F025	25 ft.	CPCFSX2-03F025


4-PAIR VISIPATCH 360 XL CORDS (DARK GRAY)

VP360 to Mod, VP360 to Mod, VP360-GS8E-P8XL

Anixter No.	Vendor No.	Description	Material ID
VM07-SYS7E-09	CPCF312-03F007	7 ft.	CPCF312-03F007
VM09-SYS7E-09	CPCF312-03F009	9 ft.	CPCF312-03F009
VM10-SYS7E-09	CPCF312-03F010	10 ft.	CPCF312-03F010
VM15-SYS7E-09	CPCF312-03F015	15 ft.	CPCF312-03F015
VM25-SYS7E-09	CPCF312-03F025	25 ft.	CPCF312-03F025

110 Wiring Block - Category 5e/6

COMMSCOPE-SYSTIMAX SOLUTIONS



The 110 Wiring Block is a fire-retardant, molded plastic block with horizontal index strips, each of which secures and organizes 25 cable pairs. The index strips are marked with the five tip colors to help the installer locate pairs quickly. The blocks accommodate 0.643 mm to 0.404 mm (22 to 26 AWG) diameter conductors and can be mounted directly on wall surfaces.

There are two types of 110 Wiring Blocks: 110A Wiring Blocks and 110D Wiring Blocks. The 110A Wiring Block is equipped with legs to provide space behind the block for routing the incoming cables. The 110D Wiring Block is built without legs and is used where depth is restrictive. Each type can be ordered in 100-pair or 300-pair sizes.

The 110 Wiring Blocks can be used with patch cords to support Gigabit Data Rates or cross-connect wires up to 10 Mbps. When using in patching applications, it is important to use a 110 Jumper Trough between each 100-pair block to allow for horizontal routing of patch cords. Backboards should also be used to neatly organize the vertical routing of jumpers and patch cords.

Technical Information & Standards

GigaSPEED:

ANSI/TIA Category 6 compliant when installed with 110 GS Patch Cords

PowerSUM:

ANSI/TIA Category 5e compliant when installed with PowerSUM 110 Patch Cords or cross-connect wire

Anixter No.	Vendor No.	Description	Material ID
154072	110DW2-100	100-pair, without legs	107059909
154069	110AW2-100	100-pair, with legs	107059891
154071	110AW2-300	300-pair, with legs	107059917

CommScope-SYSTIMAX Solutions Cross-connect and Accessories

110A Field-terminated Wiring Block Kits - Category 5e/6

COMMSCOPE-SYSTIMAX SOLUTIONS



There are several choices in ordering the 110 Wiring Blocks:

110AA2, 110AB2, and 110AC2 are the wiring blocks with connecting blocks (A = 5-pair, B = 4-pair, and C = 3-pair), clear designation strips and blank labels.

The 110 Wiring Blocks can be used with patch cords to support Gigabit Data Rates or cross-connect wires up to 10 Mbps. When using in patching applications, it is important to use a 110 Jumper Trough between each 100-pair block to allow for horizontal routing of patch cords. Backboards should also be used to neatly organize the vertical routing of jumpers and patch cords.

Technical Information & Standards

GigaSPEED:

ANSI/TIA Category 6 compliant when installed with 110 GS Patch Cords

PowerSUM:

ANSI/TIA Category 5e compliant when installed with PowerSUM 110 Patch Cords or cross-connect wire

Anixter No.	Vendor No.	Description	Material ID
154282	110AA2-100FT	5-pair clips, 100 ft.	107058901
154283	110AB2-100FT	4-pair clips	107058919
154285	110AA2-300FT	5-pair clips, 300 ft.	107058935
154286	110AB2-300FT	300-pair 110 kit	107058943

110C Connecting Block - Category 5e/6

COMMSCOPE-SYSTIMAX SOLUTIONS



The 110C Connecting Blocks are one-piece, fire-retardant, molded plastic housings containing double-ended, solder-plated quick clips with insulation displacement capabilities. The rear or cable side of the connector is designed to mount on the 110 index strip and terminate 0.643 mm to 0.404 mm (22 to 26 AWG) insulated conductors without prior removal of the insulation. The front side of the connector is designed to accept F Cross-Connect Wire or 110 Patch Cords. The top of the connecting block is stamped with the product code, while the color code on the high teeth is provided to allow for pair identification during installation. The 110C Connecting Blocks come in three different pair sizes; 110C-3 is 3-pair, 110C-4 is 4-pair, and 110C-5 is 5-pair.

Technical Information & Standards

GigaSPEED:

ANSI/TIA Category 6 compliant when installed with 110 GS Patch Cords

PowerSUM:

ANSI/TIA Category 5e compliant when installed with PowerSUM 110 Patch Cords or cross-connect wire

Anixter No.	Vendor No.	Description	Material ID
073039	110C-4	4-pair	103801247
061268	110C-5	5-pair	103801254

110 Jack Panel System - Category 5

COMMSCOPE-SYSTIMAX SOLUTIONS



The 110 Jack Panel System provides 12 or 36 RJ45 interfaces, patchable via 110-type connecting blocks. The 110 modular jack panels consist of the 110 insulation displacement connector (IDC) field and RJ45 modular jack field-mounted on the front of a printed wiring board (PWB). The 110 IDC is connected to the RJ45 modular jack through PWB interconnections. The PWB with 110 IDCs and RJ45s are mounted on either a 100-pair or 300-pair 110 Wiring Block with legs to provide 12 or 36 RJ45 jacks. The reference codes for the Jack Panel Blocks with legs are 110AB-CAT5PS-JP12 and 110ABCAT5PS-JP36 for 12 and 36 ports respectively. There is also the 110BB-CAT5PS-JP12FTB Jack Panel Kit which comes complete with a 110DW1-100 Wiring Block (without legs), the same PWB assembly as described above, and clips for mounting on the metal backpanel of the 110 Patch Panel Terminal Block. Shipped loose, the wiring block must first be mounted on the backpanel, then the PWB mounted on the wiring block.

Technical Information & Standards

ANSI/TIA Category 5 compliant


T568B CATEGORY 5

Anixter No.	Vendor No.	Description	Material ID
200665	110ABCAT5PSJP12	100-pair block with legs, 12 jacks	107920704

CommScope-SYSTIMAX Solutions Cross-connect and Accessories

188B Backboard

COMMSCOPE-SYSTIMAX SOLUTIONS



The 188B1 Backboard is used next to or between 110A Wiring Blocks to arrange jumper wires running between adjacent blocks. It is constructed of metal with two plastic distribution rings for neat horizontal or vertical routing of the jumper wires. The 188B2 Backboard is identical to the 188B1 Backboard, except that the 188B2 has legs to allow space for routing cables behind the backboard.

Technical Information & Standards

Dimensions:

Height: 6.50 in. (16.5 cm)


Width: 10.75 in. (27.30 cm)

Depth: 188B1: 3.50 in. (8.90 cm); 188B2: 4.5 in. (11.45 cm)

Anixter No.	Vendor No.	Description	Material ID
112052	188B2	With legs	104405113

110 19 in. Mounting Brackets

COMMSCOPE-SYSTIMAX SOLUTIONS




The 110 Mounting Brackets are used for mounting the 110-type hardware in a 19 in. frame rack or data cabinet. The cable support rings on the rear of the bracket secure cable routed through openings in the mounting bracket to the wiring blocks. Cross-connect wire or patch cords are routed from the wiring blocks through the troughs to the side of the frame to facilitate wire management. These mounting brackets can be mounted one on top of the other to support pair requirements. Wiring blocks, troughs and rivets must be ordered separately.

Anixter No.	Vendor No.	Description	Material ID
166870	110RD2-200-19	Two 100-pair blocks	107535585

110 Jumper Trough

COMMSCOPE-SYSTIMAX SOLUTIONS



The 110 Jumper Trough is a white, fire-retardant, molded plastic frame which is placed between each 100-pair wiring block and at the top of each column of 110 blocks. It serves as a horizontal trough for the routing of patch cords and cross-connect wire. The trough is available with legs (110A3 Trough) for use with the 110A Wiring Block or without legs (110B3 Trough) for use with the 110D Wiring Block or patch panel terminal block.

Anixter No.	Vendor No.	Description	Material ID
184160	110A3	Trough with legs	107831133
184161	110B3	Trough without legs	107831141

Impact Tool

COMMSCOPE-SYSTIMAX SOLUTIONS

The D-914 Impact Tool is used for hard-wire terminations (one at a time) on 110C Connecting Blocks. It consists of a plastic handle with a metal head. An adjustment switch on the handle allows HI or LO impact settings. Consult the connecting hardware installation instructions for the correct setting. The D-914 Impact Tool is red and "CUT" is labeled on the cut side. The D-914 Tool uses a 110 Reversible Blade that inserts, or inserts and cuts off one conductor. In addition to the built-in blade storage compartment and impact adjustment control, the D-914 Tool handle has a spudger, wire picker and screwdriver bit.

Anixter No.	Vendor No.	Description	Material ID
192660	WP93275L1	Handle	407484971
192661	71434-001	110 Blade	407728427

CommScope-SYSTIMAX Solutions Cross-connect and Accessories

110 Impact Tool, 788H1

COMMSCOPE-SYSTIMAX SOLUTIONS




The 788H1 Impact Tool consists of a metal, spring-loaded handle with metal head housing a reversible insert (one side of the insert is for termination only and the other side is for terminate and trim). The handle is fitted with a rubber grip for better gripping and comfort. The 788H1 is used for terminating or terminating and trimming 10 conductors at a time. It is also used for seating the 110C Connecting Block onto the 110 Wiring Block. The 788M2 Replacement Head can be ordered separately.

Anixter No.	Vendor No.	Description	Material ID
191217	788H1	Tool	108062043
189910	788M2	Tool replacement head	107975864

CommScope-SYSTIMAX Solutions Preterminated Solutions

InstaPATCH Cu Preterminated Copper Solutions

COMMSCOPE-SYSTIMAX SOLUTIONS



SYSTIMAX preterminated copper solutions provide preconnectorized copper cable harnesses for your infrastructure needs. InstaPATCH Cu Preterminated Copper Solutions feature high-density, factory connectorized, factory tested, modular U/UTP connectivity systems that allow installers to simply and quickly connect network components together. InstaPATCH Cu Solutions are designed to support locations, such as data centers, that require high density, rapid deployment and high performance. InstaPATCH Cu preterminated copper cable harnesses deliver hassle-free installation in a fraction of the time required by traditional implementations, ensuring that your network is up and running quickly. These solutions offer improved cable management and scalable capacity through their modular design. Preterminated harnesses provide price stability by minimizing the variable costs of termination, troubleshooting and rework. Engineered for rapid deployment, high performance and future-readiness, each of the SYSTIMAX preconnectorized harnesses comes factory-tested and ready to install. InstaPATCH Cu Solutions are warranted by SYSTIMAX and backed by CommScope's industry-leading connectivity experience. SwitchPack Technology (SPT) supplies high-density switches with a U/UTP pre-built, quick-disconnect feature, allowing superior cable management and extending the switch to patch panels where cross connects can be made. SwitchPack Technology brings greater reliability and serviceability to your network.

FEATURES

- Speed - Installation up to eight times faster than traditional cabling
- Flexibility - Multiple options for a variety of copper environments
- Reliability - The SYSTIMAX InstaPATCH Cu Solution is backed by the SYSTIMAX Solutions 20-Year Extended Product Warranty and Applications Assurance
- Scalability - Plan for and install the exact number of ports you need now and add additional harnesses as needed in the future
- Cost-control - Pricing stability by minimizing the variable cost of termination, troubleshooting and rework
- Security - Reduces installation time required in a live data center environment

For ordering information, contact your local sales representative.

CommScope-SYSTIMAX Solutions Patch Cords

SYSTIMAX 360 GigaSPEED X10D 360GS10E Patch Cords - Category 6A

COMMSCOPE-SYSTIMAX SOLUTIONS



CommScope has developed the SYSTIMAX 360 GigaSPEED X10D 360GS10E Patch Cord to support the GigaSPEED X10D channel. Along with GigaSPEED X10D cable and patching hardware, CommScope Labs has characterized the performance of these cords in thousands of different channel configurations using the modal decomposition modeling (MDM) tool. See a configurator of the 360GS10E Patch Cords below. The part numbers in the Material ID column represent only the base part number. An example of a part number would be CPCSSX2-03F007. The "03" denotes the jacket color and the "007" denotes the cordage length. This is a dark gray cord, 7 ft. in length.

FEATURES

- Electrical performance guaranteed to meet or exceed the channel specifications of Amendment 1 to ISO/IEC 11801:2002 Class E_A and ANSI/TIA-568-C Category 6A up to 500 MHz when used as part of a GigaSPEED X10D UTP Channel in registered SYSTIMAX installations
- ETL/cETL Listed
- Can support network line speeds up to at least 10 Gbps per second
- Certified component of an integrated GigaSPEED X10D Solution
- Qualifies for the SYSTIMAX SCS 20-Year Extended Product Warranty and Applications Assurance when included as part of a registered SYSTIMAX GigaSPEED X10D channel

3-FOOT LENGTHS

Anixter No.	Vendor No.	Description
MM03-X10D360-00	CPCSSX2-08F003	White
MM03-X10D360-05	CPCSSX2-09F003	Yellow
MM03-X10D360-06	CPCSSX2-02F003	Light blue
MM03-X10D360-08	CPCSSX2-06F003	Orange
MM03-X10D360-09	CPCSSX2-03F003	Dark gray

5-FOOT LENGTHS

Anixter No.	Vendor No.	Description
MM05-X10D360-00	CPCSSX2-08F005	White
MM05-X10D360-04	CPCSSX2-04F005	Spring green
MM05-X10D360-05	CPCSSX2-09F005	Yellow
MM05-X10D360-06	CPCSSX2-02F005	Light blue
MM05-X10D360-09	CPCSSX2-03F005	Dark gray
MM05-X10D360-DB	CPCSSX2-0ZF005	Blue

7-FOOT LENGTHS

Anixter No.	Vendor No.	Description
MM07-X10D360-00	CPCSSX2-08F007	White
MM07-X10D360-02	CPCSSX2-01F007	Black
MM07-X10D360-03	CPCSSX2-07F007	Red

10-FOOT LENGTHS

Anixter No.	Vendor No.	Description
MM07-X10D360-04	CPCSSX2-04F007	Spring green
MM07-X10D360-05	CPCSSX2-09F007	Yellow
MM07-X10D360-06	CPCSSX2-02F007	Light blue
MM07-X10D360-08	CPCSSX2-06F007	Orange
MM07-X10D360-09	CPCSSX2-03F007	Dark gray
MM07-X10D360-10	CPCSSX2-0BF007	Lilac
MM07-X10D360-DB	CPCSSX2-0ZF007	Blue

10-FOOT LENGTHS

Anixter No.	Vendor No.	Description
MM10-X10D360-00	CPCSSX2-08F010	White
MM10-X10D360-02	CPCSSX2-01F010	Black
MM10-X10D360-03	CPCSSX2-07F010	Red
MM10-X10D360-04	CPCSSX2-04F010	Spring green
MM10-X10D360-05	CPCSSX2-09F010	Yellow
MM10-X10D360-06	CPCSSX2-02F010	Light blue
MM10-X10D360-08	CPCSSX2-06F010	Orange
MM10-X10D360-09	CPCSSX2-03F010	Dark gray
MM10-X10D360-10	CPCSSX2-0BF010	Lilac

14-FOOT LENGTHS

Anixter No.	Vendor No.	Description
MM14-X10D360-00	CPCSSX2-08F014	White
MM14-X10D360-04	CPCSSX2-04F014	Spring green
MM14-X10D360-05	CPCSSX2-09F014	Yellow
MM14-X10D360-06	CPCSSX2-02F014	Light blue
MM14-X10D360-09	CPCSSX2-03F014	Dark gray
MM14-X10D360-10	CPCSSX2-0BF014	Lilac

25-FOOT LENGTHS


Anixter No.	Vendor No.	Description
MM25-X10D360-00	CPCSSX2-08F025	White
MM25-X10D360-03	CPCSSX2-07F025	Red
MM25-X10D360-04	CPCSSX2-04F025	Spring green
MM25-X10D360-05	CPCSSX2-09F025	Yellow
MM25-X10D360-06	CPCSSX2-02F025	Light blue
MM25-X10D360-09	CPCSSX2-03F025	Dark gray
MM25-X10D360-DB	CPCSSX2-0ZF025	Blue

Additional colors and lengths available. In the example vendor part number CPCSSX2-03F007, the "3" denotes the jacket color and the "007" denotes the length. This is a dark gray cord, 7 ft. in length. Also available in bulk packs.

CommScope-SYSTIMAX Solutions Patch Cords

GigaSPEED XL GS8E Patch Cords - Category 6

COMMSCOPE-SYSTIMAX SOLUTIONS



The GS8E XL Modular Patch Cord was specially designed to support the high-performance system level requirements built into the GigaSPEED XL cabling solutions. A wide variety of cord types, lengths, colors and configurations are available through our new feature configuration ordering process. This gives the customer the ultimate in flexibility to meet any cabling infrastructure design. This cord is a SYSTIMAX-certified required component.

Technical Information & Standards

ANSI/TIA Category 6 compliant

Certified component of GigaSPEED XL

3-FOOT LENGTHS

Anixter No.	Vendor No.	Description
MM03-AV7E-03	CPC3312-07F003	Red
MM03-AV7E-04	CPC3312-04F003	Spring green
MM03-AV7E-05	CPC3312-09F003	Yellow
MM03-AV7E-06	CPC3312-02F003	Light blue
MM03-AV7E-08	CPC3312-06F003	Orange
MM03-AV7E-09	CPC3312-03F003	Dark gray
MM03-AV7E-10	CPC3312-0BF003	Lilac
MM04-AV7E-02	CPC3312-01F004	Black
MM03-AV7E-00	CPC3312-08F003	White
MM03-AV7E-DB	CPC3312-0ZF003	Blue

4-FOOT LENGTHS

Anixter No.	Vendor No.	Description
MM04-AV7E-03	CPC3312-07F004	Red
MM04-AV7E-04	CPC3312-04F004	Spring green
MM04-AV7E-05	CPC3312-09F004	Yellow
MM04-AV7E-06	CPC3312-02F004	Light blue
MM04-AV7E-08	CPC3312-06F004	Orange
MM04-AV7E-09	CPC3312-03F004	Dark gray
MM04-AV7E-10	CPC3312-0BF004	Lilac
MM04-AV7E-02	CPC3312-01F004	Black
MM04-AV7E-00	CPC3312-08F004	White
MM04-AV7E-DB	CPC3312-0ZF004	Blue

5-FOOT LENGTHS

Anixter No.	Vendor No.	Description
MM05-AV7E-03	CPC3312-07F005	Red
MM05-AV7E-04	CPC3312-04F005	Spring green
MM05-AV7E-05	CPC3312-09F005	Yellow
MM05-AV7E-06	CPC3312-02F005	Light blue
MM05-AV7E-08	CPC3312-06F005	Orange

Anixter No.

MM05-AV7E-09
MM05-AV7E-10
MM05-AV7E-02
MM05-AV7E-00
MM05-AV7E-DB

Vendor No.

CPC3312-03F005
CPC3312-0BF005
CPC3312-01F005
CPC3312-08F005
CPC3312-0ZF005

Description

Dark gray
Lilac
Black
White
Blue

7-FOOT LENGTHS

Anixter No.

MM07-AV7E-03
MM07-AV7E-04
MM07-AV7E-05
MM07-AV7E-06
MM07-AV7E-08
MM07-AV7E-09
MM07-AV7E-10
MM07-AV7E-02
MM07-AV7E-00
MM07-AV7E-DB

Vendor No.

CPC3312-07F007
CPC3312-04F007
CPC3312-09F007
CPC3312-02F007
CPC3312-06F007
CPC3312-03F007
CPC3312-0BF007
CPC3312-01F007
CPC3312-08F007
CPC3312-0ZF007

Description

Red
Spring green
Yellow
Light blue
Orange
Dark gray
Lilac
Black
White
Blue

10-FOOT LENGTHS

Anixter No.

MM10-AV7E-03
MM10-AV7E-04
MM10-AV7E-05
MM10-AV7E-06
MM10-AV7E-08
MM10-AV7E-09
MM10-AV7E-10
MM10-AV7E-02
MM10-AV7E-00
MM10-AV7E-DB

Vendor No.

CPC3312-07F010
CPC3312-04F010
CPC3312-09F010
CPC3312-02F010
CPC3312-06F010
CPC3312-03F010
CPC3312-0BF010
CPC3312-01F010
CPC3312-08F010
CPC3312-0ZF010

Description

Red
Spring green
Yellow
Light blue
Orange
Dark gray
Lilac
Black
White
Blue

14-FOOT LENGTHS

Anixter No.

MM14-AV7E-03
MM14-AV7E-04
MM14-AV7E-05
MM14-AV7E-06
MM14-AV7E-08
MM14-AV7E-09
MM14-AV7E-10
MM14-AV7E-02
MM14-AV7E-00
MM14-AV7E-DB

Vendor No.

CPC3312-07F014
CPC3312-04F014
CPC3312-09F014
CPC3312-02F014
CPC3312-06F014
CPC3312-03F014
CPC3312-0BF014
CPC3312-01F014
CPC3312-08F014
CPC3312-0ZF014

Description

Red
Spring green
Yellow
Light blue
Orange
Dark gray
Lilac
Black
White
Blue

Continued on next page >>

CommScope-SYSTIMAX Solutions Patch Cords

(continued) GigaSPEED XL GS8E Patch Cords - Category 6

19-FOOT LENGTHS

Anixter No.	Vendor No.	Description
MM19-AV7E-03	CPC3312-07F019	Red
MM19-AV7E-04	CPC3312-04F019	Spring green
MM19-AV7E-05	CPC3312-09F019	Yellow
MM19-AV7E-06	CPC3312-02F019	Light blue
MM19-AV7E-08	CPC3312-06F019	Orange
MM19-AV7E-09	CPC3312-03F019	Dark gray
MM19-AV7E-10	CPC3312-0BF019	Lilac
MM19-AV7E-02	CPC3312-01F019	Black
MM19-AV7E-00	CPC3312-08F019	White
MM19-AV7E-DB	CPC3312-0ZF019	Blue

25-FOOT LENGTHS

Anixter No.	Vendor No.	Description
MM25-AV7E-03	CPC3312-07F025	Red
MM25-AV7E-04	CPC3312-04F025	Spring green
MM25-AV7E-05	CPC3312-09F025	Yellow
MM25-AV7E-06	CPC3312-02F025	Light blue
MM25-AV7E-08	CPC3312-06F025	Orange
MM25-AV7E-09	CPC3312-03F025	Dark gray
MM25-AV7E-10	CPC3312-0BF025	Lilac
MM25-AV7E-02	CPC3312-01F025	Black
MM25-AV7E-00	CPC3312-08F025	White
MM25-AV7E-DB	CPC3312-0ZF025	Blue

50-FOOT LENGTHS

Anixter No.	Vendor No.	Description
MM50-AV7E-03	CPC3312-07F050	Red
MM50-AV7E-04	CPC3312-04F050	Spring green
MM50-AV7E-05	CPC3312-09F050	Yellow
MM50-AV7E-06	CPC3312-02F050	Light blue
MM50-AV7E-08	CPC3312-06F050	Orange
MM50-AV7E-09	CPC3312-03F050	Dark gray
MM50-AV7E-10	CPC3312-0BF050	Lilac
MM50-AV7E-02	CPC3312-01F050	Black
MM50-AV7E-00	CPC3312-08F050	White
MM50-AV7E-DB	CPC3312-0ZF050	Blue

Other lengths and colors may be available. Also available in bulk packs.

GigaSPEED 110 to Mod Patch Cords (119P8GS) - Category 5e/6

COMMSCOPE-SYSTIMAX SOLUTIONS



The 119P8GS Cord is a 4-pair cord that consists of 1074E cordage terminated on a GS8E plug on one end and a 110GS plug on the other end. All cords have a higher performance with lower variability.

They support both PowerSUM and GigaSPEED Solutions and are backward-compatible with existing Category 5 and Category 5e systems.

Technical Information & Standards

ANSI/TIA Category 6 compliant

Color: gray

Wiring: T568B

Anixter No.	Vendor No.	Description
M002-SYS7E-09	CPC8312-03F002	2 ft.
M003-SYS7E-09	CPC8312-03F003	3 ft.
M004-SYS7E-09	CPC8312-03F004	4 ft.
M005-SYS7E-09	CPC8312-03F005	5 ft.
M007-SYS7E-09	CPC8312-03F007	7 ft.
M008-SYS7E-09	CPC8312-03F008	8 ft.
M009-SYS7E-09	CPC8312-03F009	9 ft.
M012-SYS7E-09	CPC8312-03F012	12 ft.
M015-SYS7E-09	CPC8312-03F015	15 ft.
M018-SYS7E-09	CPC8312-03F018	18 ft.

Other lengths and colors may be available.

CommScope-SYSTIMAX Solutions Patch Cords

GigaSPEED 110 to 110 Patch Cords - Category 6

COMMSCOPE-SYSTIMAX SOLUTIONS



Designed to ensure Category 6 channel performance, the SYSTIMAX GigaSPEED family of cords includes 110GS Patch Cords. Through an exclusive design and manufacturing process, impedance characteristics for GigaSPEED cords are closely matched to impedance levels for GigaSPEED cables, minimizing signal reflection and significantly increasing performance margins. The 110GS plugs and modular plugs reduce termination variability, allowing better performance in mated GigaSPEED plug/jack combinations every time. These plugs are also available in 1-, 2- and 4-pair configurations. All GigaSPEED cables and components are covered by a 20-year warranty when installed as part of a registered SYSTIMAX GigaSPEED Solution.

Technical Information & Standards

ANSI/TIA Category 6 compliant

4-PAIR, GRAY

Anixter No.	Vendor No.	Description
0003-SYS7-09	CPC8812-03F003	3 ft.
0005-SYS7-09	CPC8812-03F005	5 ft.
0007-SYS7-09	CPC8812-03F007	7 ft.
0009-SYS7-09	CPC8812-03F009	9 ft.
0015-SYS7-09	CPC8812-03F015	15 ft.
0018-SYS7-09	CPC8812-03F018	18 ft.
0020-SYS7-09	CPC8812-03F020	20 ft.
0030-SYS7-09	CPC8812-03F030	30 ft.

Other lengths and colors may be available.

VisiPatch GigaSPEED XL Patch Cord - Category 6

COMMSCOPE-SYSTIMAX SOLUTIONS



The VisiPatch 110 4-pair GigaSPEED XL Patch Cord utilizes a patented connector design that allows the cordage to be neatly routed back toward the VisiPatch panel rather than to project forward. The connector snaps on with an audible click and features an antisnag device, which allows the cord to be easily removed from the panel. This cord will support the high-performance system level requirements built into the new GigaSPEED XL cabling solution. This product supports both GigaSPEED XL and PowerSUM Solutions.

FEATURES

- 110 wiring

Technical Information & Standards

ANSI/TIA Category 6 compliant

Certified component of GigaSPEED XL

Color: dark gray

Anixter No.	Vendor No.	Description
VV02-AV7E-09	CPC5512-03F002	2 ft.
VV03-AV7E-09	CPC5512-03F003	3 ft.
VV04-AV7E-09	CPC5512-03F004	4 ft.
VV05-AV7E-09	CPC5512-03F005	5 ft.
VV06-AV7E-09	CPC5512-03F006	6 ft.
VV07-AV7E-09	CPC5512-03F007	7 ft.
VV08-AV7E-09	CPC5512-03F008	8 ft.
VV09-AV7E-09	CPC5512-03F009	9 ft.
VV12-AV7E-09	CPC5512-03F012	12 ft.
VV15-AV7E-09	CPC5512-03F015	15 ft.
VV18-AV7E-09	CPC5512-03F018	18 ft.

CommScope-SYSTIMAX Solutions Patch Cords

PowerSUM D8PS Modular Patch Cords - Category 5e

COMMScope-SYSTIMAX SOLUTIONS



The PowerSUM D8PS Modular Patch Cords are designed to assure high performance in PowerSUM data applications. Available in a variety of colors and lengths, the D8PS Cords are ideal for high-activity environments that require reliable data transmission. The D8PS Cords are designed and manufactured to mate with PowerSUM Modular Connectors, Panels and Information Outlets, minimizing signal reflections and significantly improving performance margins.

Technical Information & Standards

ANSI/TIA Category 5e compliant
PowerSUM Rated

3-FOOT LENGTHS

Anixter No.	Vendor No.	Description
MM03-AV6-03	CPC6642-07F003	Red
MM03-AV6-04	CPC6642-04F003	Spring green
MM03-AV6-05	CPC6642-09F003	Yellow
MM03-AV6-06	CPC6642-02F003	Light blue
MM03-AV6-08	CPC6642-06F003	Orange
MM03-AV6-09	CPC6642-03F003	Dark gray
MM03-AV6-10	CPC6642-0BF003	Lilac
MM03-AV6-02	CPC6642-01F003	Black
MM03-AV6-00	CPC6642-08F003	White
MM03-AV6-DB	CPC6642-0ZF003	Blue

4-FOOT LENGTHS

Anixter No.	Vendor No.	Description
MM04-AV6-03	CPC6642-07F004	Red
MM04-AV6-04	CPC6642-04F004	Spring green
MM04-AV6-05	CPC6642-09F004	Yellow
MM04-AV6-06	CPC6642-02F004	Light blue
MM04-AV6-08	CPC6642-06F004	Orange
MM04-AV6-09	CPC6642-03F004	Dark gray
MM04-AV6-10	CPC6642-0BF004	Lilac
MM04-AV6-02	CPC6642-01F004	Black
MM04-AV6-00	CPC6642-08F004	White
MM04-AV6-DB	CPC6642-0ZF004	Blue

5-FOOT LENGTHS

Anixter No.	Vendor No.	Description
MM05-AV6-03	CPC6642-07F005	Red
MM05-AV6-04	CPC6642-04F005	Spring green
MM05-AV6-05	CPC6642-09F005	Yellow
MM05-AV6-06	CPC6642-02F005	Light blue
MM05-AV6-08	CPC6642-06F005	Orange
MM05-AV6-09	CPC6642-03F005	Dark gray
MM05-AV6-10	CPC6642-0BF005	Lilac
MM05-AV6-02	CPC6642-01F005	Black

Anixter No.

MM05-AV6-00

MM05-AV6-DB

7-FOOT LENGTHS

Anixter No.

MM07-AV6-03

MM07-AV6-04

MM07-AV6-05

MM07-AV6-06

MM07-AV6-08

MM07-AV6-09

MM07-AV6-10

MM07-AV6-02

MM07-AV6-00

MM07-AV6-DB

10-FOOT LENGTHS

Anixter No.

MM10-AV6-03

MM10-AV6-04

MM10-AV6-05

MM10-AV6-06

MM10-AV6-08

MM10-AV6-09

MM10-AV6-10

MM10-AV6-02

MM10-AV6-00

MM10-AV6-DB

14-FOOT LENGTHS

Anixter No.

MM14-AV6-03

MM14-AV6-04

MM14-AV6-05

MM14-AV6-06

MM14-AV6-08

MM14-AV6-09

MM14-AV6-10

MM14-AV6-02

MM14-AV6-00

MM14-AV6-DB

19-FOOT LENGTHS

Anixter No.

MM19-AV6-03

MM19-AV6-04

MM19-AV6-05

MM19-AV6-06

MM19-AV6-08

MM19-AV6-09

MM19-AV6-02

MM19-AV6-00

MM19-AV6-DB

Vendor No.

CPC6642-08F005

CPC6642-0ZF005

Vendor No.

CPC6642-07F007

CPC6642-04F007

CPC6642-09F007

CPC6642-02F007

CPC6642-06F007

CPC6642-03F007

CPC6642-0BF007

CPC6642-01F007

CPC6642-08F007

CPC6642-0ZF007

Vendor No.

CPC6642-07F010

CPC6642-04F010

CPC6642-09F010

CPC6642-02F010

CPC6642-06F010

CPC6642-03F010

CPC6642-0BF010

CPC6642-01F010

CPC6642-08F010

CPC6642-0ZF010

Vendor No.

CPC6642-07F014

CPC6642-04F014

CPC6642-09F014

CPC6642-02F014

CPC6642-06F014

CPC6642-03F014

CPC6642-0BF014

CPC6642-01F014

CPC6642-08F014

CPC6642-0ZF014

Vendor No.

CPC6642-07F019

CPC6642-04F019

CPC6642-09F019

CPC6642-02F019

CPC6642-06F019

CPC6642-03F019

CPC6642-01F019

CPC6642-08F019

CPC6642-0ZF019

Description

White

Blue

Description

Red

Spring green

Yellow

Light blue

Orange

Dark gray

Lilac

Black

White

Blue

Description

Red

Spring green

Yellow

Light blue

Orange

Dark gray

Lilac

Black

White

Blue

Description

Red

Spring green

Yellow

Light blue

Orange

Dark gray

Lilac

Black

White

Blue

Description

Red

Spring green

Yellow

Light blue

Orange

Dark gray

Black

White

Blue

CommScope-SYSTIMAX Solutions Patch Cords

25-FOOT LENGTHS

Anixter No.	Vendor No.	Description
MM25-AV6-03	CPC6642-07F025	Red
MM25-AV6-04	CPC6642-04F025	Spring green
MM25-AV6-05	CPC6642-09F025	Yellow
MM25-AV6-06	CPC6642-02F025	Light blue
MM25-AV6-08	CPC6642-06F025	Orange
MM25-AV6-09	CPC6642-03F025	Dark gray
MM25-AV6-10	CPC6642-0BF025	Lilac
MM25-AV6-02	CPC6642-01F025	Black
MM25-AV6-00	CPC6642-08F025	White
MM25-AV6-DB	CPC6642-0ZF025	Blue

50-FOOT LENGTHS

Anixter No.	Vendor No.	Description
MM50-AV6-03	CPC6642-07F050	Red
MM50-AV6-04	CPC6642-04F050	Spring green
MM50-AV6-05	CPC6642-09F050	Yellow
MM50-AV6-06	CPC6642-02F050	Light blue
MM50-AV6-08	CPC6642-06F050	Orange
MM50-AV6-09	CPC6642-03F050	Dark gray
MM50-AV6-10	CPC6642-0BF050	Lilac
MM50-AV6-02	CPC6642-01F050	Black
MM50-AV6-00	CPC6642-08F050	White
MM50-AV6-DB	CPC6642-0ZF050	Blue

PowerSUM 110 Patch Cords - Category 5e

COMMSCOPE-SYSTIMAX SOLUTIONS



The PowerSUM 110 Patch Cords, using stranded cordage and 110 Patch Cord Plugs, are available in factory-connectorized 1- and 2- pair sizes. Other lengths are available upon request. The factory-connectorized PowerSUM 110 Patch Cord incorporates SYSTIMAX Solutions patented "crossover lead" design, which employs crosstalk cancellation techniques to provide superior near-end crosstalk (NEXT) performance.

Technical Information & Standards

ANSI/TIA Category 5e compliant

1-PAIR, DARK GRAY

Anixter No.	Vendor No.	Description
269070	CPC8862-03F003	3 ft.
275049	CPC8862-03F005	5 ft.
529789	CPC8862-03F007	7 ft.
275518	CPC8862-03F009	9 ft.
275247	CPC8862-03F015	15 ft.
360806	CPC8862-03F018	18 ft.

2-PAIR, DARK GRAY

Anixter No.	Vendor No.	Description
0003-SYS7-09-2	CPC8852-03F003	3 ft.
0005-SYS7-09-2	CPC8852-03F005	5 ft.
0007-SYS7-09-2	CPC8852-03F007	7 ft.
261737	CPC8852-03F009	9 ft.
332797	CPC8852-03F015	15 ft.
0018-SYS7-09-2	CPC8852-03F018	18 ft.
0020-SYS7-09-2	CPC8852-03F020	20 ft.
0030-SYS7-09-2	CPC8852-03F030	30 ft.

2-pair, 110-to-Mod Patch Cords - Category 5

COMMSCOPE-SYSTIMAX SOLUTIONS

These Category 5, 2-pair, 110-to-mod patch cords incorporate SYSTIMAX's patented "crossover lead" concept, which employs crosstalk cancellation techniques to provide superior near-end crosstalk (NEXT) performance. The mod plugs are 8-wire/8-position, with pins 1, 2, 3 and 6 active. Gray jacket.

Technical Information & Standards

ANSI/TIA Category 5 compliant

Anixter No.	Vendor No.	Description
M003-SYS7-09-2	CPC8658-03F003	3 ft.
M005-SYS7-09-2	CPC8658-03F005	5 ft.
M007-SYS7-09-2	CPC8658-03F007	7 ft.
M009-SYS7-09-2	CPC8658-03F009	9 ft.
M015-SYS7-09-2	CPC8658-03F015	15 ft.
M018-SYS7-09-2	CPC8658-03F018	18 ft.
M020-SYS7-09-2	CPC8658-03F020	20 ft.
M030-SYS7-09-2	CPC8658-03F030	30 ft.

CommScope-SYSTIMAX Solutions Patch Cords

Patch Cord Product Identifier

COMMSCOPE-SYSTIMAX SOLUTIONS

The Copper Cord Assembly Identifier is an excellent tool for customers to identify each module of a cord/cable assembly.

CPC	a	b	c	d	e	f	g	hhh
Copper Patch Cord	Termination One 1 MGS500 Jack 2 MGS400 Jack 3 GSSE (RJ45) 4 Undetermined 5 VisiPatch® 6 DRPS (RJ45) 7 GS10E (RJ45) 8 110CS 9 Keyed GSSE (RJ45) C GSSE-IP-C (RJ45) D GSSE-IP-D (RJ45) F VisiPatch® 360 G G10FP (RJ45) L GSXP RJ45 N GSSE-8M (RJ45) P Keyed 360CS10E-8M (RJ45) Q MFP500 (RJ45) R 360CS10E-8M (RJ45) S 360CS10E (RJ45) U MGS500 Jack V GSXP-8M (RJ45)	Termination Two 1 MGS500 Jack 2 MGS400 Jack 3 GSSE (RJ45) 5 VisiPatch® 6 DRPS (RJ45) 7 GS10E (RJ45) 8 110CS 9 Keyed GSSE (RJ45) C GSSE-IP-C (RJ45) D GSSE-IP-D (RJ45) F VisiPatch® 360 G G10FP (RJ45) L GSXP RJ45 N GSSE-8M (RJ45) P Keyed 360CS10E-8M (RJ45) Q MFP500 (RJ45) R 360CS10E-8M (RJ45) S 360CS10E (RJ45) U MGS500 Jack V GSXP-8M (RJ45)	Cordage Type 1 1074E 4/24 Stranded Cordage 2 2071E 4/23 Solid Cable 3 1095A 4/24 Solid Cordage 4 1074D 4/24 Stranded Cordage 5 1074C 2/24 Stranded Cordage 6 1074C 1/24 Stranded Cordage 7 2071E 4/23 Solid Cable 8 1071E 4/23 Solid Cable 9 2074E 4/24 Stranded Cordage D 3095A 4/24 Solid Cordage E 2075A 4/24 Solid Cordage F 2095A 4/24 Solid Cordage G 1091A 4/23 Solid Cable H 2091A 4/23 Solid Cable I 3091A 4/23 Solid Cable J 1295A 4/24 Solid Cordage K 2095A 4/24 Solid Cordage L 3295A 4/24 Solid Cordage M 1091B 4/23 Solid Cable N 1061L 4/24 Solid Cable O 2091B 4/23 Solid Cable P 1099A 4/24 Solid Cordage Q 2099A 4/24 Solid Cordage R 3099A 4/24 Solid Cordage S 1099A 4/23 Solid Cable T 2099A 4/23 Solid Cable U 3099A 4/23 Solid Cable V 1291A 4/23 Solid Cable W 2091B 4/23 Solid Cable X 1095B 4/24 Solid Cordage Y 2095B 4/24 Solid Cordage Z 3095B 4/24 Solid Cordage	Wiring Scheme 1 T568A 2 T568B/SYSTIMAX Standard 3 10/100 BASE-T Crossover 4 1000 BASE-T Crossover B Rollover B 120FN D VPP80 Crossover T T1 Crossover	Cord Color 1 Black (BK) 2 Light Blue (LB) 3 Dark Gray (DG) 4 Spring Green (SG) 5 Orange (OR) 7 Red (RD) 8 White (WH) 9 Yellow (YL) B Blue (BL) C Slate (SL) K Pink (PK) L Purple (PR) M Green (GR) Z Blue (BL)	Length 001 1 002 2 003 3 050 50 100 100	Modular Jack Color 0 Not Applicable 1 Black (BK) 2 Blue (BL) 3 Gray (GY) 4 Green (GR) 5 Ivory (IV) 6 Orange (OR) 7 Red (RD) 8 White (WH) 9 Yellow (YL)	Unit of Measure F Feet M Meters

Examples:
CPCSSX2-02F007
CPC3312-03F007

The Patch Cord Product Identifier provides for a flexible ordering system. The various patch cords are orderable with a 14-character feature configuration coding system. It allows for many different combinations of plug ends, cordage types, colors and lengths.

Call your local sales representative to order.

CommScope Solutions Icons

Icons

COMMSCOPE



An addition to the M-Series product line, the M60 Icons are small plastic inserts designed to snap into any M-Series flush-mounted faceplate or surface-mount box. They are available in a variety of colors. The icon inserts have small locking tabs that permit insertion at the existing cutouts located on the port holes of the faceplates and surface-mount boxes. No tools are required for installation. The icons are installed by applying firm finger pressure on the surface of the icon. The icons can be installed in new installations or in existing sites. No de-installation or removal of the faceplate or information outlet is required. The icons are also re-usable. Any small, rigid tool (such as a screwdriver) can be used to remove the icon.

The M61 Icons are designed for the M-Series outlets. The M61A Icons snap directly onto the front or top of the nose cone, based on whether you are using the jack at a 45 or 90 degree angle. The icons come three on a strip, including one computer icon, one "DATA" icon, one "GS" icon. Packaging is 100 strips per bag.

TELEPHONE ICONS

Anixter No.	Vendor No.	Description	Material ID
162946	M60A-003	Black	107296386
162945	M60A-112	Orange	107296402
162944	M60A-123	Yellow	107296394
162943	M60A-226	Green	107296410
162942	M60A-246	Ivory	107296352
162941	M60A-262	White	107296378
162940	M60A-270	Gray	107296360
162939	M60A-317	Red	107296428
162938	M60A-318	Blue	107296436

BLANK ICONS

Anixter No.	Vendor No.	Description	Material ID
162937	M60B-003	Black	107296485
162936	M60B-112	Orange	107296501
162935	M60B-123	Yellow	107296493
162967	M60B-226	Green	107296519
162965	M60B-246	Ivory	107296451
162964	M60B-262	White	107296477
162955	M60B-270	Gray	107296469
162954	M60B-317	Red	107296527
162953	M60B-318	Blue	107296444

COMPUTER ICONS

Anixter No.	Vendor No.	Description	Material ID
162972	M60C-112	Orange	107296584
162971	M60C-123	Yellow	107296576
162973	M60C-226	Green	107296592
162976	M60C-246	Ivory	107296535
162975	M60C-262	White	107296550
162977	M60C-270	Gray	107296543
162978	M60C-317	Red	107296600
162980	M60C-318	Blue	107296618

DATA ICONS

Anixter No.	Vendor No.	Description	Material ID
162947	M60D-003	Black	107296659
162948	M60D-112	Orange	107296675
162949	M60D-123	Yellow	107296667
162950	M60D-226	Green	107296683
162952	M60D-246	Ivory	107296626
162921	M60D-262	White	107296642
162922	M60D-270	Gray	107296634
162923	M60D-317	Red	107296691
162924	M60D-318	Blue	107296709

VOICE ICONS

Anixter No.	Vendor No.	Description	Material ID
162925	M60E-003	Black	107296741
162927	M60E-112	Orange	107296766
162928	M60E-123	Yellow	107296758
162930	M60E-246	Ivory	107296717
162931	M60E-262	White	107296733
162932	M60E-270	Gray	107296725
162933	M60E-317	Red	107296782
162934	M60E-318	Blue	107296790

MGS400 ICONS

Anixter No.	Vendor No.	Description	Material ID
531119	M61A-112	Orange	108065673
531120	M61A-123	Yellow	108065707
209189	M61A-226	Green	108065731
209188	M61A-317	Red	108065814
531123	M61A-318	Blue	108065822

Copper Connectivity Solutions

CommScope Solutions Labels

110 Labels

COMMSCOPE



Circuit identification is easy with these heavy paper labels available in color-coded sheets. The color-coding of the label inserts helps identify the function and/or organization of the cables terminated on the 110 Wiring Block.

These labels are 9.5 in. x 11 in. (24 cm x 28 cm), pinwheel printer-fed, continuous-run forms. They are packaged in six sheets per pack for continuous-print capability, providing 90 strips per package.

Anixter No.	Vendor No.	Description	Material ID
141985	110WB2-4500L	4-pair, white	106657216
141986	110WA2-4500L	5-pair, white	106657133
141988	110PB2-4500L	4-pair, purple	106657190
141989	110PA2-4500L	5-pair, purple	106657117
141992	110GB2-4500L	4-pair, green	106657182
141993	110GA2-4500L	5-pair, green	106657109
141995	110BB2-4500L	4-pair, blue	106657174
141996	110BA2-4500L	5-pair, blue	106657091

Transparent Label Holder

COMMSCOPE




This transparent, fire-retardant plastic unit snaps onto notches located between alternate rows of the 110 Wiring Block. It is used to hold the paper labels that identify the cable pairs and to conceal and protect the cable conductors terminated on the wiring block. Six strips per package allow for identifying up to 300 pairs.

Anixter No.	Vendor No.	Description	Material ID
073093	188UT1-50	Transparent label holder	103895504

Belden Information Outlets

KeyConnect 10GX Modular Jacks - Category 6A

BELDEN



In order to propose a true 10G solution, two major technical challenges must be totally mastered: the reduction of alien crosstalk and the control of high-frequency performance to a minimum of 500 MHz. The Belden IBDN System 10GX is a revolutionary solution based upon four patent-pending enabling technologies:

- The system's cable is based upon an innovative RoundFlex design that serves to reduce alien crosstalk by randomizing the distance between the cables.
- A patent-pending IDC design and patch panel circuit layout called Matrix IDC technology is utilized to substantially eliminate the issue of alien crosstalk between the system's modules.
- A patent-pending FlexPoint PCB (printed circuit board) is used within the module housing to position the compensation circuitry directly at the plug's point of contact. Instant compensation delivers guaranteed crosstalk performance to 625 MHz.
- The X-Bar is a control device that enables the accurate positioning of each UTP pair before the pair is terminated on the 10GX Module's IDC pins.

The Belden IBDN System 10GX completely masters the challenges of 10G transmission, delivering guaranteed performance to 625 MHz.

Technical Information & Standards

ANSI/TIA Category 6A compliant
T568A/B

Anixter No.	Vendor No.	Description
371867	AX102280	Gray
371866	AX102281	Almond
370238	AX102282	White
370239	AX102283	Black
371868	AX102284	TIA 606 Orange
371869	AX102285	TIA 606 Red
371871	AX102286	Yellow
371872	AX102287	Green
371873	AX102288	Blue
371874	AX102289	TIA 606 Purple
371876	AX102290	TIA 606 Brown

KeyConnect Cat 6+ Modular Jacks - Category 6

BELDEN



The KeyConnect Cat 6+ modular jack provides usable bandwidth of 300 MHz and guarantees headroom over Category 6 standards. The KeyConnect Cat 6+ modular jack can be used with the KeyConnect Patch Panels, faceplates, and various KeyConnect hardware. For the Termination Station, see Part No. AX101852. For the Connecting Tool, see Part No. AX100749.

FEATURES

- 8W8P
- T568A/B universally wired

Technical Information & Standards

ANSI/TIA Category 6 compliant

Anixter No.	Vendor No.	Description
262104	AX101318	Gray
288804	AX101319	Almond
262105	AX101320	White
262106	AX101321	Black
408289	AX103078	Ivory
408290	AX104189	Orange
408292	AX104190	Red
408293	AX104191	Yellow
408294	AX104192	Green
408295	AX104193	Blue
408296	AX104194	Purple
264350	AX101322	TIA 606 Orange
371679	AX101323	TIA 606 Red
371706	AX101324	TIA 606 Yellow
246593	AX101325	TIA 606 Green
245704	AX101326	TIA 606 Blue
371709	AX101327	TIA 606 Purple

Belden Information Outlets

KeyConnect Cat 5e Modular Jacks - Category 5e

BELDEN



The KeyConnect Cat 5e modular jack provides usable bandwidth of 160 MHz and guarantees headroom over Category 5e standards. The KeyConnect Cat 5e modular jack can be used with the KeyConnect Series Patch Panels, faceplates, and various KeyConnect hardware. For the Termination Station, see Part No. AX101852. For the connecting tool, see Part No. AX100749.

FEATURES

- 8W8P
- T568A/B universally wired

Technical Information & Standards

ANSI/TIA Category 5e compliant

Anixter No.	Vendor No.	Description
371671	AX101307	Gray
251851	AX101308	Almond
288801	AX101309	White
278532	AX101310	Black
408304	AX103079	Ivory
408305	AX104182	Orange
408306	AX104183	Red
408307	AX104184	Yellow
408308	AX104185	Green
408309	AX104186	Blue
408310	AX104187	Purple
288805	AX101311	TIA 606 Orange
371667	AX101312	TIA 606 Red
371669	AX101313	TIA 606 Yellow
288802	AX101314	TIA 606 Green
288803	AX101315	TIA 606 Blue
371670	AX101316	TIA 606 Purple

Multimedia Modules

BELDEN

Multimedia modules address audio/video and fiber applications.

MULTIMEDIA MODULES - KEYCONNECT

Anixter No.	Vendor No.	Description
375974	AX102903	Video F, recessed, almond
375976	AX102905	Video F, recessed, black
375978	AX102904	Video F, recessed, elec. white
375971	AX102242	ST compatible, MM/SM, almond
375972	AX102243	ST compatible, MM/SM, elec. white
375973	AX102244	ST compatible, MM/SM, black
375963	AX102415	LC duplex, multimode, almond
375964	AX102416	LC duplex, multimode, elec. white
363891	AX102417	LC duplex, multimode, black
375965	AX102419	LC duplex, single-mode, almond
375966	AX102420	LC duplex, single-mode, elec. white
363892	AX102421	LC duplex, single-mode, black

Note: Also available as RCA feedthrough, SVHS feedthrough and 3.5 mm stereo.

Belden Faceplates

KeyConnect Faceplates

BELDEN



Belden KeyConnect Faceplates are designed to accept the KeyConnect Cat 5e and Cat 6+ modular jacks. The KeyConnect plates are available in single-gang 1-, 2-, 3-, 4-, 6- or 12-port versions. They also have labeling capabilities using built-in labeling windows. The faceplates can be attached to standard electrical boxes or wall-mounting hardware for flush-mount installations.

1-PORT

Anixter No.	Vendor No.	Description
371949	AX103922	Almond
371950	AX102660	1-port with ID windows, single-gang, elec. white

2-PORT

Anixter No.	Vendor No.	Description
371951	AX103923	2-port with ID windows, single-gang, almond
371952	AX102655	2-port with ID windows, single-gang, elec. white

4-PORT

Anixter No.	Vendor No.	Description
371955	AX102248	4-port with ID windows, single-gang, almond
363887	AX102249	4-port with ID windows, single-gang, elec. white

6-PORT

Anixter No.	Vendor No.	Description
371957	AX102250	6-port with ID windows, single-gang, almond
363563	AX102251	6-port with ID windows, single-gang, elec. white

12-PORT

Anixter No.	Vendor No.	Description
371960	AX102256	12-port with ID windows, double-gang, almond
371961	AX102257	12-port with ID windows, double-gang, elec. white

Stainless Steel Faceplates

BELDEN



Belden Stainless Steel Faceplates are designed to accept the KeyConnect Cat 5e and Cat 6+ modular jacks, and are ideal for harsh environment type applications. The stainless steel faceplates are available in single-gang 1-, 2-, 4- or 6-port standard versions, and the double-gang 12-port version is standard A 1-port studded version designed to support a wall phone is also offered. Stainless steel faceplates can be attached to standard NEMA type outlet boxes or wall-mounting hardware for flush-mount installation.

SINGLE GANG - STAINLESS STEEL

Anixter No.	Vendor No.	Description
355797	AX102005	1-port for phone
371715	AX102006	1-port
371716	AX102007	2-port
371718	AX102009	4-port
371719	AX102010	6-port

DOUBLE GANG - STAINLESS STEEL

Anixter No.	Vendor No.	Description
371722	AX102013	12-port

Copper Connectivity Solutions

Belden Faceplates

MediaFlex Faceplates

BELDEN



MediaFlex faceplates are one part of a comprehensive line of plates and modular inserts that snap together to create a full line of multimedia workstation outlets. MediaFlex faceplates can be mounted over standard NEMA type outlet boxes. The fully modular construction combined with the front access design provides extensive configuration flexibility for current and future network needs. Each plate has the capacity of up to six ports per flush single-gang. All plates can be assembled over adapter boxes for surface-mount installations. Built-in labeling windows facilitate outlet identification and ease of network management. Pre-configured faceplate kits include plate, flush KeyConnect style, filler inserts, labeling window covers, labeling paper and all necessary mounting screws. MediaFlex faceplates are available in both single-gang and double-gang flush configurations.

MEDIAFLEX FACEPLATES

Anixter No.	Vendor No.	Description
261817	AX101746	Single-gang, almond
261819	AX101747	Single-gang, electric white
261820	AX101748	Single-gang, black
280925	AX101870	Double-gang, almond
280926	AX101871	Double-gang, electric white
280927	AX101872	Double-gang, black

MEDIAFLEX FACEPLATE KITS FOR KEYCONNECT

Anixter No.	Vendor No.	Description
372318	AX102428	4-port, flush, single-gang, almond
372320	AX102430	6-port, flush, single-gang, almond
376028	AX102429	4-port, flush, single-gang, elec. white
376030	AX102431	6-port, flush, single-gang, elec. white

MediaFlex Inserts

BELDEN

MediaFlex inserts are one part of a comprehensive line of plates and modular inserts that snap together to create a full line of multimedia workstation outlets. All inserts are front-loaded and easily snapped in and out of the MediaFlex faceplates for easy installation and maintenance. MediaFlex KeyConnect-style inserts are available in 2-port configurations in both flush and angled versions. They are compatible with all KeyConnect or MDVO modules. MediaFlex filler inserts are used to fill the unused spaces in low-density workstation outlets. They can be easily removed and replaced

as network needs evolve. Filler inserts are available in one-unit and two-unit sizes. The inserts are two units high; thus a maximum of three inserts can be used to fully populate a single-gang MediaFlex faceplate and make six ports.

MEDIAFLEX KEYCONNECT-STYLE INSERTS

2-port, packs of 10

Anixter No.	Vendor No.	Description
372311	AX102410	2-port, flush, almond
372313	AX102412	2-port, angled, almond
372314	AX102411	2-port, flush, elec. white
372315	AX102413	2-port, angled, elec. white
372316	AX102737	2-port, flush, black
372317	AX102738	2-port, angled, black

MEDIAFLEX FILLER INSERTS

Blanks, packs of 10

Anixter No.	Vendor No.	Description
262242	AX101758	Almond, one unit
262243	AX101759	Electric white, one unit
262244	AX101760	Black, one unit
262246	AX101762	Almond, two units
262247	AX101763	Electric white, two units
262248	AX101764	Black, two units

KeyConnect Modular Furniture Adapter

BELDEN



The modular furniture adapter is the ideal outlet for open-office furniture applications. The adapter can accept up to three or four KeyConnect modules and is compatible with a standard 2.73 in. by 1.37 in. opening in modular-furniture settings.

Anixter No.	Vendor No.	Description
372293	AX103925	3-port, almond
372294	AX102291	3-port, elec. white
372295	AX102292	3-port, black
372291	AX103926	4-port, almond
363896	AX102900	4-port, elec. white
372292	AX102901	4-port, black

Belden Patch Panels and Accessories

10GX Patch Panel - Category 6A

BELDEN



The 10GX Category 6A Patch Panel Series is a comprehensive line of robust all-metal, preloaded and modular patch panels. The series provides a flexible, versatile and high-density termination solution for data center and telecommunications room installations. Panels come with mounting screws, cable management brackets, velcro ties and a white LabelFlex label sheet.

FEATURES

- Available in a wide variety of preloaded and modular configurations for greater design flexibility and optimization of rack and cabinet installations
- Robust all-metal construction to allow for punch-down termination directly on the back of the panel
- Large front labeling space facilitating port identification
- LabelFlex laser printable white label sheet supplied with each panel
- Front and back port numbering to facilitate port location
- Rear cable management brackets to facilitate cable routing

Technical Information & Standards

ANSI/TIA Category 6A compliant

10GX KEYCONNECT PATCH PANELS - PRELOADED


Anixter No.	Vendor No.	Description
371652	AX103254	24-port, 1U, titanium
371653	AX103256	48-port, 2U, titanium

10GX ULTRA-HIGH-DENSITY PATCH PANEL - PRELOADED

Anixter No.	Vendor No.	Description
371654	AX103264	48-port, 1U, titanium

KeyConnect Cat 6+ Patch Panels - Category 6

BELDEN



The KeyConnect Cat 6+ Patch Panel Series is a comprehensive line of robust all-metal, preloaded and modular patch panels. The series provides a flexible, versatile and high-density termination solution for security, audio/video, access control, data center and telecommunications room installations.

FEATURES

- Large front labeling space for port identification
- LabelFlex laser printable, white label sheet supplied in each panel

- Front and back port numbering
- Rear cable management brackets included
- Mounting screws included


Technical Information & Standards

ANSI/TIA Category 6 compliant

Anixter No.	Vendor No.	Description
371650	AX103253	24-port, 1U loaded, black
371651	AX103255	48-port, 2U loaded, black

KeyConnect Modular Patch Panels

BELDEN



The KeyConnect Modular Patch Panel Series is a comprehensive line of robust all-metal, modular patch panels. The series provides a flexible, versatile and high-density termination solution for security, audio/video, access control, data center and telecommunications room installations. These panels can be configured using any KeyConnect UTP or multimedia modules and jacks.

FEATURES

- Large front labeling space for port identification
- LabelFlex laser printable, white label sheet supplied in each panel
- Front and back port numbering
- Rear cable management brackets included
- Mounting screws included

Anixter No.	Vendor No.	Description
371725	AX103114	24-port, 1U empty, black
371726	AX103115	48-port, 2U empty, black
371727	AX103116	72-port, 2U empty, black
371728	AX103121	48-port, 1U empty, black

Copper Connectivity Solutions

Belden Patch Panels and Accessories

Cat 5e HD Patch Panel - Category 5e

BELDEN



The Cat 5e HD patch panels include a variety of product styles, sizes and wiring configurations. They are available in both BIX and 110 IDC punch-down panels for cabling termination in telecommunications closets or consolidation points. A color-coded icon labeling system can be used to tag each patch panel port and simplify network management. The panels are designed to meet the Category 5e cabling standard, and can support high-speed applications, including Gigabit Ethernet. Panels are T568A/B-wired.

Technical Information & Standards

ANSI/TIA Category 5e compliant

HD-BIX PATCH PANELS

Anixter No.	Vendor No.	Description
371645	AX103260	24-port, 1U, black
371647	AX103261	48-port, 2U, black

HD-110 PATCH PANELS

Anixter No.	Vendor No.	Description
371648	AX103258	24-port, 1U, black
371649	AX103259	48-port, 2U, black

Cat 5e HD Patch Box - Category 5e

BELDEN



The Cat 5e HD Patch Box holds one 12-port module connector in a compact and robust metal enclosure. The patch box features a hinged cover and support brackets to secure cables and maintain patch cord bend radius. T568A/B-wired.

FEATURES

- Wall-mounted box with hinged cover for easy installation and maintenance
- Ideal for installations in confined areas such as shallow closets
- Available in BIX and 110 IDC connection options
- Large front labeling space to facilitate port identification

Technical Information & Standards

ANSI/TIA Category 5e

Anixter No.	Vendor No.	Description
193309	AX100284	BIX, black
203689	AX100491	110, black

AngleFlex Patch Panels

BELDEN



The AngleFlex Patch Panel Series is a new line of patch panels that provides better manageability and improved installation flexibility for data center and telecommunications room installations. AngleFlex Patch Panels are available in 24-port/1U and 48-port/2U configurations. These panels can be configured using any KeyConnect UTP or multimedia modules.

FEATURES

- Patent-pending angles provide intuitive left, right or bi-directional patch cord routing and more efficient switch connection
- Removable angled inserts provide front access for easier termination and maintenance
- Provides a shallower, low-profile design for more room inside cabinets
- Angled inserts eliminate the need for horizontal cable management
- Jack orientation provides more reliable connection performance
- Angled design provides more labeling space for overall easier identification
- LabelFlex laser printable white label sheet supplied with each panel
- Rear cable management brackets facilitate cable routing
- Compatible with standard 19 in. equipment racks, cabinets or wall-mount brackets
- Compatible with KeyConnect Modular Jacks

Anixter No.	Vendor No.	Description
365104	AX103248	24-port, 1U, black
365106	AX103249	48-port, 1U, black

Belden Cross-connect and Accessories

GigaBIX Cross-connect System - Category 6

BELDEN



The GigaBIX Multi System takes advantage of the proven reliability of the BIX technology to provide a high-performance connection for data networks. The system allows for very-high-termination density while maintaining ease of administration for moves, adds and changes. The GigaBIX product offering includes termination kits, connectors (with termination bars), patch cords, mounts and a wide range of cable and patch cord management accessories.

Technical Information & Standards

ANSI/TIA Category 6 compliant

TERMINATION KITS

Anixter No.	Vendor No.	Description
230736	AX101470	72-port, distribution
230737	AX101471	300-pair, backbone
276118	AX101985	48-port, rack-mount

GIGABIX CONNECTORS

Anixter No.	Vendor No.	Description
230667	AX101447	6-port, distribution
230668	AX101448	25-pair, backbone

MOUNTS AND ACCESSORIES



Anixter No.	Vendor No.	Description
230669	AX101472	12-connector mount
276125	AX101986	8-connector mount, rack-mount
313317	AX101987	GigaBIX/MediaFlex adapter
230706	AX101486	Wire guard
230705	AX101483	Designation strip
230701	AX101469	Cable management module
230699	AX101468	Patch cord organizer
230709	AX101521	Cover
230708	AX101520	Horizontal channel plate
230702	AX101478	Management ring

CAT 6+ GIGABIX PATCH CORDS

Anixter No.	Vendor No.	Description
280291	AX101945	BIX-BIX, 4 ft.
280292	AX101946	BIX-BIX, 6 ft.
280293	AX101947	BIX-BIX, 8 ft.
280294	AX101948	BIX-BIX, 10 ft.
280295	AX101949	BIX-BIX, 15 ft.
280296	AX101951	BIX-Mod, T568A, 4 ft.
280297	AX101952	BIX-Mod, T568A, 6 ft.
280298	AX101953	BIX-Mod, T568A, 8 ft.
280299	AX101954	BIX-Mod, T568A, 10 ft.
280301	AX101955	BIX-Mod, T568A, 15 ft.
280302	AX101957	BIX-Mod, T568B, 4 ft.
280303	AX101958	BIX-Mod, T568B, 6 ft.
280304	AX101959	BIX-Mod, T568B, 8 ft.
280305	AX101960	BIX-Mod, T568B, 10 ft.
280306	AX101961	BIX-Mod, T568B, 15 ft.

GigaBIX Cross-connect Wire

BELDEN



GigaBIX cross-connect wire is intended for use between GigaBIX cross-connect fields in a riser closet or at a main distribution frame. When installed as part of a Belden IBDN System 4800, 3600 or 2400, GigaBIX cross-connect wire offers transmission performance beyond Category 6.

SPECIFICATIONS

- 24 AWG solid copper conductors
- Twisted-pair construction, bandmarked for identification
- PVC insulation, unjacketed
- Weight 22 lb./MF

Anixter No.	Vendor No.	Description
J-4P24IBDN-6	XCGB4 0001000	4-pair, 1,000 ft./305 m spool

Belden Cross-connect and Accessories

110 Cross-Connect Kit And 110 Connecting Block

BELDEN

110 Cross-connect Kit

110 Cross-connect Kits contain all material required to terminate distribution or equipment cables into a 110 cross-connect system. Kits consist of one wiring block (100-pair or 300-pair) with legs, connecting blocks (4-pair or 5-pair), designation strips and labels.

110 Connecting Block

The 110 connecting blocks are modular connectors equipped with double-sided insulation displacement connection (IDC) clips that are used to terminate plastic insulated solid copper conductors in 110 wiring blocks. The color-coded connecting blocks are available in 4-pair and 5-pair configurations. These blocks are compatible with other existing 110 cross-connect systems.

Anixter No.	Vendor No.	Description
197812	AX100693-S	110 cross-connect kit, 100-pair, with 4-pair connecting blocks
197813	AX100694-S	110 cross-connect kit, 100-pair, with 5-pair connecting blocks
197814	AX100695	110 cross-connect kit, 300-pair, with 4-pair connecting blocks
251840	AX100696	110 cross-connect kit, 300-pair, with 5-pair connecting blocks
288798	AX100707	110 connecting block, 110C4, 4-pair
197826	AX100708	110 connecting block, 110C5, 5-pair
382798	AX100698	110 wall-mount frame kit, 300-pair, with 5-pair connecting blocks
382797	AX100700	110 wall-mount frame kit, 900-pair, with 5-pair connecting blocks
260105	AX100690	110 wiring block, 100-pair, without legs
197810	AX100691	110 wiring block, 100-pair, with legs
197811	AX100692	110 wiring block, 300-pair, with legs

BIX Connectors

BELDEN

The basic connector has 25 separate sets of double-sided clips for single-pair termination. The QCBIX1A connector is typically used for terminating plastic-insulated cable and station cable. Its edges are marked in 5-pair groups for ease of cable termination. The QCBIX1A4 connector is especially designed for use with the 4-pair cabling used in structured cabling systems.

DISTRIBUTION CONNECTOR, CAT 5E (5-PAIR MARKING)



Anixter No.	Vendor No.	Product Code
088535	A0266828	QCBIX1A

DISTRIBUTION CONNECTOR, CAT 5E (4-PAIR MARKING)



Anixter No.	Vendor No.	Product Code
144695	A0393146	QCBIX1A4

MULTIPLYING CONNECTOR (25-PAIR, 12X2-PAIR)



Anixter No.	Vendor No.	Product Code
092102	A0269923	QCBIX2A

MULTIPLYING CONNECTOR (25-PAIR, 5X5-PAIR)



Anixter No.	Vendor No.	Product Code
088537	A0266827	QCBIX5A

Belden Cross-connect and Accessories

BIX Modular Jack Connector - Category 5e

BELDEN



BIX Modular Jack Connectors provide a fast and flexible method to manage small to medium cross-connect installations. The connectors are built with a BIX connector pre-wired to standard mounting jacks. They allow front-access termination and patching. These modular connector strips have six 8-position/8-conductor modular jacks. They are wired in accordance with T568A/B. Order matching designation labels and patch cords separately.

Technical Information & Standards

ANSI/TIA Category 5e compliant when used with PS5E modular cords

Anixter No.	Vendor No.	Description
203498	AX100798	6-port, PS5E, T568A/B coded

Modular Jack Connector Strips, USOC Wired

BELDEN



FEATURES

- Protective wire retainer included
- Labels and patch cords ordered separately

Anixter No.	Vendor No.	Description
118107	A0341173	6-port, USOC, 8-position, 8-pin
102070	A0330864	8-port, USOC, 6-position, 6-pin
102069	A0330863	12-port, USOC, 6-position, 4-pin

BIX Mounts

BELDEN



BIX Mounts are basic components used in building a modular cross-connect system. They can accept BIX distribution, multiplying or modular jack connectors. The 300- and 250-pair mounts can be wall-mounted or installed on BIX Frames. These mounts feature an interlocking design allowing them to be stacked for larger cross-connect installations. The 50-pair mount is typically used in small cross-connect installations.

50-PAIR



Holds a maximum of two BIX connectors and one designation strip or one modular jack patching connector.

Anixter No.	Vendor No.	Description
089713	A0284798	Mount only
088556	A0277854	Mount and nonlocking plastic cover
088557	A0277853	Mount and locking plastic cover

250-PAIR



Holds a maximum of 10 BIX connectors and five designation strips or five modular jack patching connectors.

Anixter No.	Vendor No.	Description
088534	A0270164	Mount only

300-PAIR

Holds a maximum of 12 BIX connectors or six modular jack patching connectors.

Anixter No.	Vendor No.	Description
098098	A0340836	Mount only

Belden Cross-connect and Accessories

Distribution Ring

BELDEN



The distribution ring serves as a vertical and horizontal jumper channel for cross-connect wires. It also is used to correctly align and space mounts during installation.

Anixter No.	Vendor No.	Description
088540	A0270168	Distribution ring

BIX Test Probe

BELDEN



This probe attaches to any BIX connector to access a single pair. Alligator clips are provided for connection to various types of test devices. The BIX test probe measures 1 3/4 in. x 3/4 in. x 1/4 in.

Anixter No.	Vendor No.	Description
088581	A0270166	BIX test probe

Connection Tools and Accessories

BELDEN



The BIX Tool is used to terminate cables, pigtails or jumper wires on all BIX connection products only. This low-impact, spring-activated tool can be used in two ways: for inserting wire into the connector while cutting off the excess wire and for inserting the wire without cutting it. The 110 Tool is a no-impact connecting tool used to terminate cables on any KeyConnect module or 110 products. The cable preparation tool makes it faster and easier to prepare cables for termination. It is an invaluable tool for preparing Bonded-Pair cables. The Termination Station is an ergonomically designed holder that provides stability to the GigaFlex module during the termination process. The Outlet Release Tool is a very convenient tool to service the MediaFlex and KeyConnect outlets.

Anixter No.	Vendor No.	Description
088582	A0270165	BIX Tool
109298	C0054642	Leather tool pouch
216744	AX100749	110 Tool
245621	1797B009	Cable preparation tool
267737	AX101852	Termination Station
223346	AX101185	Outlet Release Tool

Belden Patch Cords

Bonded-pair 10GX Modular Cords - Category 6A

BELDEN

Based on Belden's patented Bonded-Pair cables, 10GX modular cords pass the stringent TIA Mechanical Stress Reliability Specifications and provide optimum electrical performance even in high-density installations which experience frequent handling stresses.

Technical Information & Standards

ANSI/TIA Category 6A compliant

4 FOOT

Anixter No.	Vendor No.	Description
MM04-BNT10GC-06	CA21106004	Blue
MM04-BNT10GC-01	CA21109004	White
MM04-BNT10GC-09	CA21108004	Gray

7 FOOT

Anixter No.	Vendor No.	Description
MM07-BNT10GC-06	CA21106007	Blue
MM07-BNT10GC-01	CA21109007	White
MM07-BNT10GC-09	CA21108007	Gray

10 FOOT

Anixter No.	Vendor No.	Description
MM10-BNT10GC-06	CA21106010	Blue
MM10-BNT10GC-01	CA21109010	White
MM10-BNT10GC-09	CA21108010	Gray

15 FOOT


Anixter No.	Vendor No.	Description
MM15-BNT10GC-06	CA21106015	Blue
MM15-BNT10GC-01	CA21109015	White
MM15-BNT10GC-09	CA21108015	Gray

25 FOOT

Anixter No.	Vendor No.	Description
MM25-BNT10GC-06	CA21106025	Blue
MM25-BNT10GC-01	CA21109025	White
MM25-BNT10GC-09	CA21108025	Gray

Bonded-pair Cat 6+ Modular Cords - Category 6

BELDEN



The Belden Cat 6+ modular cords are solid conductors utilizing Belden's Bonded-Pair technology which increases their flexibility and flex-life without damaging the signal integrity. The Belden patch cords come in 10 standard colors, six standard lengths, all with a clear boot. They are designed for multiple security and networking applications where high bandwidth is needed.

Technical Information & Standards

ANSI/TIA Category 6 compliant

4 FOOT

Anixter No.	Vendor No.	Description
371926	C601106004	Blue
371938	C601109004	White
371932	C601108004	Gray

7 FOOT

Anixter No.	Vendor No.	Description
371927	C601106007	Blue
371939	C601109007	White
371933	C601108007	Gray

10 FOOT

Anixter No.	Vendor No.	Description
371928	C601106010	Blue
371940	C601109010	White
371934	C601108010	Gray

15 FOOT

Anixter No.	Vendor No.	Description
371929	C601106015	Blue
371941	C601109015	White
371935	C601108015	Gray

25 FOOT


Anixter No.	Vendor No.	Description
371930	C601106025	Blue
371942	C601109025	White
371936	C601108025	Gray

For other colors and lengths not listed, contact your local sales representative for part number information.

Belden Patch Cords

Bonded-pair Cat 5e Modular Cords - Category 5e

BELDEN



The Belden Cat 5e modular cords are solid conductors utilizing Belden's Bonded-Pair technology which increases their flexibility and flex-life without damaging the signal integrity. The Belden patch cords come in 10 standard colors, six standard lengths, all with a clear boot. They are designed for multiple security and networking applications where high bandwidth is needed.

Technical Information & Standards

ANSI/TIA Category 5e compliant

4 FOOT

Anixter No.	Vendor No.	Description
371890	C501106004	Blue
371902	C501109004	White
371896	C501108004	Gray

7 FOOT

Anixter No.	Vendor No.	Description
371891	C501106007	Blue
371903	C501109007	White
371897	C501108007	Gray

10 FOOT

Anixter No.	Vendor No.	Description
371892	C501106010	Blue
371904	C501109010	White
371898	C501108010	Gray

15 FOOT

Anixter No.	Vendor No.	Description
371893	C501106015	Blue
371905	C501109015	White
371899	C501108015	Gray

25 FOOT

Anixter No.	Vendor No.	Description
371894	C501106025	Blue
371906	C501109025	White
371900	C501108025	Gray

For other colors and lengths not listed, contact your local sales representative for part number information.

Belden Icons and Labels

LabelFlex Automated Labeling System

BELDEN

Belden has worked in conjunction with Silver-Fox to provide a labeling system aimed at simplifying network management. Using the labeling system (software and labels), the installer can rapidly produce quality, application-specific labels for most Belden products in a fraction of the time. A basic version of the software is downloadable from the Web site free of charge at www.BeldenBDN.com. The LabelFlex items are nonreturnable and the orders are non-cancellable.

LABELS FOR BIX AND GIGABIX

Anixter No.	Vendor No.	Description
234903	AX101533	White
234905	AX101535	Red
234906	AX101536	Yellow
234907	AX101537	Green
234908	AX101538	Blue
234909	AX101539	Purple
234911	AX101541	Silver

OTHER LABELS

Anixter No.	Vendor No.	Description
234921	AX101551	Labels for Flex patch panels, white
263177	AX101552	Labels for workstation faceplates, white
234923	AX101553	Workstation single-port ID labels, white
376120	AX103265	Labels for HD patch panels
399407	AX103275	Labels for UHD KeyConnect patch panels
399409	AX103257	Labels for AngleFlex patch panels
372870	AX102299	Labels for KeyConnect patch panels, white
234926	AX101556	Labels for 25-pair cables
234927	AX101566	Labels for ID tubes, 3.1 in. long, white
234928	AX101567	Labels for ID tubes, 4.4 in. long, white
234929	AX101568	Labels for ID tubes, 7.4 in. long, white

Belden Tools

MediaTwist and DataTwist Tool

BELDEN



This tool is ideal for use with Belden's DataTwist and MediaTwist Bonded-Pair cables. It helps to separate the twisted pairs and strips the outer jacket from the cable without damaging the inner conductors and insulation.

Anixter No.	Vendor No.	Description
245621	1797B009	Cable preparation tool

CommScope-Uniprise Solutions Information Outlets

Ultra 10 Category 6A Information Outlets

COMMSCOPE-UNIPRISE SOLUTIONS

The Ultra 10 Unshielded Twisted Pair (U/UTP) solution - a Category 6A structured cable system ideal for value-minded organizations in education, healthcare, government or small- to medium-sized enterprises. The Ultra 10 brand also includes a Foiled Twisted Pair (F/UTP) solution. With quality performance for critical capabilities, the Ultra 10 systems improve bandwidth, data throughput and network efficiency and support the latest 10 Gb/s Ethernet requirements. Also, the Ultra 10 systems provide extended bandwidth without degrading the internal channel transmission performance. By suppressing interference from the external pairs. CommScope guarantees alien crosstalk performance up to 500 MHz. The Ultra 10 U/UTP information outlets feature excellent crosstalk cancellation.

FEATURES

- T568A/B universally wired
- 8W8P
- Resists crosstalk and signal degradation
- Eases identification of circuits
- 8-position/8-conductor universal modular jack
- Resists crosstalk and signal degradation
- Eases identification of circuits

Technical Information & Standards

Approved for 10 Gig applications

ANSI/TIA Category 6A compliant

Anixter No.	Vendor No.	Description	Material ID
431458	UNJ10G BLACK	Black	760149922
431459	UNJ10G ORANGE	Orange	760149930
431460	UNJ10G YELLOW	Yellow	760149948
431461	UNJ10G GREEN	Green	760149963
431462	UNJ10G IVORY	Ivory	760149971
431463	UNJ10G WHITE	White	760149989
431464	UNJ10G GRAY	Gray	760149997
431465	UNJ10G RED	Red	760150003
431466	UNJ10G BLUE	Blue	760150011
431487	UNJ10G IVORY BULK	Ivory, 100 pack	760150052
431488	UNJ10G WHITE BULK	White, 100 pack	760150060
431489	UNJ10G BLUE BULK	Blue, 100 pack	760150086
431496	UNJ10G BLACK BULK	Black, 100 pack	760150078

Uniprise 600 Series Category 6 Outlets

COMMSCOPE-UNIPRISE SOLUTIONS



UNJ600 Category 6 Outlets deliver optimum performance to the work area. Proprietary design delivers excellent crosstalk (both NEXT and PSNEXT) margins with superior reliability. UNJ600 Category 6 outlets meet applicable safety standards and are available in 11 colors. UNJ600 outlets are required for Category 6 performance and are also compatible with standard RJ45 plugs.

FEATURES

- Multicolored identification labels assure fast, accurate installation
- Universal terminations for T568A/B wiring schemes
- Low-profile wire cap protects against contamination and secure connections
- Can be mounted either at 90° (straight) or at 45° (angled). Angled feature eliminates the need for special faceplates or outlets
- Wide channel for enhanced conductor placement and termination
- Snap-on icons provided in strips of three: DATA, VOICE and BLANK
- D-Impact tool or wire cap can be used to terminate the wire conductor
- Fluke JackRapid Tool Compatible (10059-603)

Anixter No.	Vendor No.	Description	Material ID
279861	UNJ600-BK	Black	CC0020826/1
279883	UNJ600-OR	Orange	CC0020834/1
279884	UNJ600-YL	Yellow	CC0020842/1
279885	UNJ600-CM	Cream	CC0020859/1
279886	UNJ600-GR	Green	CC0020867/1
279887	UNJ600-IV	Ivory	CC0020875/1
279888	UNJ600-WH	White	CC0020883/1
279889	UNJ600-GY	Gray	CC0020891/1
279890	UNJ600-RD	Red	CC0020909/1
279891	UNJ600-BL	Blue	CC0020917/1
279892	UNJ600-VL	Violet	CC0020925/1

CommScope-Uniprise Solutions Information Outlets

Uniprise 500 Series Category 5e Outlets

COMMSCOPE-UNIPRISE SOLUTIONS



FEATURES

- Wide channel for enhanced conductor placement and termination
- Low-profile wire cap protects against contamination and secure connections
- Can be mounted either at 90 degrees (straight) or 45 degrees (angled). Angled features eliminates the need for special faceplates or outlets
- Universal terminations for T568A/B wiring schemes
- D-Impact tool or wire cap can be used to terminate the wire conductor
- Snap-on icons provided in strips of three: DATA, VOICE and BLANK
- Fluke JackRapid Tool compatible (10059-603)

Anixter No.	Vendor No.	Description	Material ID
279893	UNJ500-BK	Black	CC0020511/1
279894	UNJ500-OR	Orange	CC0020529/1
279895	UNJ500-YL	Yellow	CC0020537/1
279896	UNJ500-GR	Green	CC0020552/1
279897	UNJ500-IV	Ivory	CC0020560/1
279898	UNJ500-WH	White	CC0020578/1
279899	UNJ500-GY	Gray	CC0020586/1
279900	UNJ500-RD	Red	CC0020594/1
279901	UNJ500-BL	Blue	CC0021840/1
279902	UNJ500-CM	Cream	CC0020545/1
279903	UNJ500-VL	Violet	CC0021857/1

M1 Category 3 Outlets

COMMSCOPE-UNIPRISE SOLUTIONS

M1 Category 3 Outlets deliver optimum performance. Design features include high-tooth pair splitters that help separate and maintain pair twists up to the termination. Wires from 22 to 24 AWG (0.643 mm - 0.511 mm) are accepted in the insulation displacement connection. UNJ300 Category 3 outlets meet applicable electrical and safety standards and are available in 11 colors. They are compatible with all standard RJ45 plugs. Snap-on icons are provided in strips of three: VOICE, BLANK and BLANK. Impact tool or wire cap can be used to terminate the wire conductor. These outlets can be terminated using either the T568A or B wiring scheme.

Anixter No.	Vendor No.	Description	Material ID
240700	M1BH-H-003	Black	107321697
240701	M1BH-H-112	Orange	107346744
240702	M1BH-H-123	Yellow	107321705
240703	M1BH-H-215	Cream	108480575
240704	M1BH-H-226	Green	107321713
240705	M1BH-H-246	Ivory	107321721
240706	M1BH-H-262	White	107321739

CommScope Solutions Faceplates

CommScope Faceplates - Designer with Labels

COMMSCOPE



LE Type Faceplates are flush-mounted U.S. standard plastic faceplates. They offer contoured edges for a contemporary appearance and are available in one-, two-, three-, four- and six-port configurations. These plates will accept all CommScope UTP/STP modular information outlets for voice and data, as well as most fiber optic adapters and couplers. The LE style plates are also compatible with CommScope's multimedia adapters and couplers. Mounting screws, label covers and label cards are included.

Anixter No.	Vendor No.	Description	Number of Ports	Material ID
349992	M10LE-003	Black	1	108332982
208588	M10LE-215	Cream	1	108332990
208590	M10LE-246	Ivory	1	108333006
208591	M10LE-262	White	1	108333014
208592	M10LE-270	Gray	1	108333022
208593	M12LE-003	Black	2	108333030
208594	M12LE-215	Cream	2	108333048
208595	M12LE-246	Ivory	2	108333055
208596	M12LE-262	White	2	108333063
208597	M12LE-270	Gray	2	108333071
208598	M13LE-003	Black	3	108333089
208599	M13LE-215	Cream	3	108333097
208600	M13LE-246	Ivory	3	108333105
366302	M13LE-270	Gray	3	108333121
208608	M16LE-003	Black	6	108333188
208609	M16LE-215	Cream	6	108333196
208610	M16LE-246	Ivory	6	108333204
208611	M16LE-262	White	6	108333212
208612	M16LE-270	Gray	6	108333220

CommScope Faceplates - Modular

COMMSCOPE



L Type Faceplates are flush-mounted U.S. standard plastic faceplates. They are available in one-, two-, three-, four-, six- and eight-port outlet configurations. These plates will accept all CommScope UTP/STP modular information outlets for voice and data, as well as most fiber optic adapters and couplers. The L Type plates are also compatible with CommScope's multimedia adapters and couplers. Mounting screws, label covers and label cards are included. They are available in four colors.

STANDARD

Anixter No.	Vendor No.	Description	Number of Ports	Material ID
197593	M10L-003	Black	1	108258401
197599	M10L-246	Ivory	1	108258419
197600	M10L-262	White	1	108258427
197601	M10L-270	Gray	1	108258435
197602	M12L-003	Black	2	108168485
197603	M12L-246	Ivory	2	108168477
197604	M12L-262	White	2	108168469
197605	M12L-270	Gray	2	108168451
197606	M13L-003	Black	3	108168527
197607	M13L-246	Ivory	3	108168519
197611	M14L-003	Black	4	108168568
197612	M14L-246	Ivory	4	108168550
197613	M14L-262	White	4	108168543
197614	M14L-270	Gray	4	108168535
197615	M16L-003	Black	6	108168600
197617	M16L-246	Ivory	6	108168592
197619	M16L-262	White	6	108168584
197620	M16L-270	Gray	6	108168576
222683	M28L-003	Black	8	108685009
222684	M28L-246	Ivory	8	108685017
222685	M28L-262	White	8	108685025
222686	M28L-270	Gray	8	108685033

WITH MOUNTING LUGS

For wall mounting of telephones

Anixter No.	Vendor No.	Description	Number of Ports	Material ID
197621	M10LW-262	White	1	108258468
197622	M10LW-246	Ivory	1	108258450


VERTICAL ALIGNMENT

Anixter No.	Vendor No.	Description	Number of Ports	Material ID
169237	M12AP-246	Ivory	2	107276172
169238	M12AP-262	White	2	107276180

CommScope-Uniprise Solutions Patch Panels and Accessories

Uniprise 610 Series Patch Panels - Category 6

COMMSCOPE-UNIPRISE SOLUTIONS



The UNP610 panels are available in 18-, 24- and 48-port versions and are designed to mount into standard 19 in. racks and cabinets. The panel back consists of craft-friendly color-coded gas-tight insulation displacement connections. Design features include termination options for either T568A or T568B wiring schemes.

The UNP610 patch panels include integrated label holders with clear label covers and white paper labels. Label holders accept CommScope icons in a wide array of colors and icons can be installed over each individual port. A rear cable management bar can be quickly mounted directly onto the rear of the panels without any hardware. The bar can be installed from the rear of the frame or attached to the panels prior to being mounted. The 18-port version includes one cable management/strain relief bar, the 24-port version includes one cable management/strain relief bar, and the 48-port comes with two.

Technical Information & Standards

Meets/exceeds:

- Category 6/Class E requirements of ISO/IEC 11801, CENELEC EN50173-1 and ANSI/TIA-568-B.2-1
- UL Listed

MODULAR PATCH PANELS

Anixter No.	Vendor No.	Number of Ports	Rack Units	Material ID
331423	UNP610-24P	24	1	CC0057596/1
331426	UNP610-48P	48	2	CC0057604/1

ANGLED PATCH PANELS

Anixter No.	Vendor No.	Number of Ports	Rack Units	Material ID
356746	UNP610-ANG-24P	24	1	CC0057612/1
356747	UNP610-ANG-48P	48	2	CC0057620/1

Uniprise 610 Series Angled Patch Panels - Category 6

COMMSCOPE-UNIPRISE SOLUTIONS

Uniprise Angled Patch Panels are designed for quick and repeatable configuration of Category 6 circuits. The panel back consists of gas-tight insulation displacement connections for secure termination. The UNP610 angled panels include integrated label holders with clear label covers and white paper labels. Label holders accept UNJ icons in a wide array of colors and icons can be installed from the rear of the frame or attached to the panels prior to being mounted. The 24-port version includes one cable management/strain relief bar, while the 48-port comes with two. Insertion

life exceeds 750 cycles. Angled panels allow the routing of patch cords directly to the vertical cable management, eliminating the need for horizontal patch cord organizers. Uniprise Angled Panels are available in 24 and 48-port versions.

Anixter No.	Vendor No.	Number of Ports	Rack Units	Material ID
356746	UNP610-ANG-24P	24	1	CC0057612/1
356747	UNP610-ANG-48P	48	2	CC0057620/1

Uniprise 510 Series Patch Panels - Category 5e

COMMSCOPE-UNIPRISE SOLUTIONS



The UNP510 panels are available in 18-, 24- and 48-port versions and are designed to mount into standard 19 in. racks and cabinets. The panel back consists of craft-friendly color-coded gas-tight insulation displacement connections. Design features include termination options for either T568A or T568B wiring schemes.

The UNP510 patch panels include integrated label holders with clear label covers and white paper labels. Label holders accept CommScope icons in a wide array of colors and icons can be installed over each individual port. A rear cable management bar can be quickly mounted directly onto the rear of the panels without any hardware. The bar can be installed from the rear of the frame or attached to the panels prior to being mounted. The 18-port version includes one cable management/strain relief bar, the 24-port version includes one cable management/strain relief bar, and the 48-port comes with two.

Technical Information & Standards

Meets/exceeds:

- Category 5e requirements of ISO/IEC 11801, CENELEC EN50173-1 and ANSI/TIA-568-B.2-1
- UL Listed

MODULAR PATCH PANELS

Anixter No.	Vendor No.	Number of Ports	Rack Units	Material ID
331417	UNP510-24P	24	1	CC0057539/1
331418	UNP510-48P	48	2	CC0057547/1

ANGLED PATCH PANELS

Anixter No.	Vendor No.	Number of Ports	Rack Units	Material ID
356748	UNP510-ANG-24P	24	1	CC0057554/1
356749	UNP510-ANG-48P	48	2	CC0057562/1

CommScope-Uniprise Solutions Patch Panels and Accessories

Uniprise 510 Series Angled Patch Panels - Category 5e

COMMSCOPE-UNIPRISE SOLUTIONS

Uniprise Angled Panels are designed for quick and repeatable configuration of Category 5e circuits. The panel back consists of gas-tight insulation displacement connections for secure termination. The UNP510 patch panels include integrated label holders with clear label covers and white paper labels. Label holders accept UNJ icons in a wide array of colors and icons can be installed over each individual port. A rear cable management bar can be quickly mounted directly onto the rear of the panels without any hardware. The bar can be installed from the rear of the frame or attached to the panels prior to being mounted. The 24-port version includes one cable management/strain relief bar, while the 48-port comes with two. Insertion life exceeds 750 cycles. Angled panels allow the routing of patch cords directly to the vertical cable management, eliminating the need for horizontal patch cord organizers. Uniprise Angled Panels are available in 24 and 48-port versions.

Anixter No.	Vendor No.	Number of Ports	Rack Units	Material ID
356748	UNP510-ANG-24P	24	1	CC0057554/1
356749	UNP510-ANG-48P	48	2	CC0057562/1

Uniprise 12-port Wall-mount Patch Panel - Category 5e

COMMSCOPE-UNIPRISE SOLUTIONS



The Uniprise 12-port wall-mount patch panel is designed for wall-mount applications and exceeds Category 5e standards. The panel back consists of gas-tight insulation displacement connections for secure termination. Craft-friendly design features terminations for either T568A or T568B wiring schemes. New features include a new integrated label holder. The label holder includes a location for icons. Voice/data/color-coded icons are available. There also is a new label holder kit that has clear label windows. The new sheet metal design includes rear cable management attachment points. This allows the cable management bar to be attached without the use of hardware or tools.

Technical Information & Standards

Meets/exceeds:

- Category 5e requirements of ISO/IEC11801, CENELEC EN 50173-1 and ANSI/TIA-568-B.2.1
- UL Listed

Anixter No.	Vendor No.	Number of Ports	Material ID
331415	UNP510-WM-12P	12	CC0057513/1

Uniprise 12-port Wall-mount Patch Panel - Category 6

COMMSCOPE-UNIPRISE SOLUTIONS



The Uniprise 12-port wall-mount patch panel is designed for wall-mount applications and exceeds Category 6 standards. The panel back consists of gas-tight insulation displacement connections for secure termination. Craft-friendly design features include terminations for either T568A or T568B wiring schemes. New features include a new integrated label holder. The label holder includes a location for icons. Voice/data/color-coded icons are available. There also is a new label holder kit that has clear label windows. The new sheet metal design includes rear cable management attachment points. This allows the cable management bar to be attached without the use of hardware or tools.

Technical Information & Standards

Meets/exceeds:

- Category 6 requirements of ISO/IEC11801, CENELEC EN 50173-1 and ANSI/TIA-568-B.2.1
- UL Listed

Anixter No.	Vendor No.	Number of Ports	Material ID
331421	UNP610-WM-12P	12	CC0057570/1

Uniprise Hinged-panel Kits

COMMSCOPE-UNIPRISE SOLUTIONS

The Uniprise hinged-panel kits are designed to be used with 19 in. telecommunications panels. The hinge hardware is used between the uprights of standard 19 in. racks and the panels, and allows the panels to hinge and swing open toward the front of the rack for front access to the back of the panel and rear cable management system. Panel kits available for 1U and 2U applications.

FEATURES

- Kit contains a hinge which is mounted on one side of the panel, either on the right or left
- Mounting block is included and attaches to the other side of the panel, and both the hinge and the block are black
- Block allows for the panel to lock down with the use of only one screw
- Block can be positioned so screw can be placed at either the upper or lower corners of the panel and it makes releasing the panel a one-step operation
- Requires six mounting screws (included in kit)

Anixter No.	Vendor No.	Rack Units	Material ID
351776	UNP-HA-1U	1	CC0065425/1
351777	UNP-HA-2U	2	CC0065433/1

CommScope-Uniprise Solutions Patch Panels and Accessories

Uniprise Patch Cord Organizers - UN-PCO

COMMSCOPE-UNIPRISE SOLUTIONS



UN-PCO Patch Cord Organizers keep patch cords neatly ordered on standard 19 in. racks. They are used with both the UNP600 and UNP500 modular patch panels. Three versions are available: UN-PCO-C1 adds 24 plastic clips to organize cable running vertically; UN-PCO-C2 has metal distribution rings for cables on the front of the panel; and UN-PCO-C3 uses metal rings to organize cable both at the front and rear of the rack.

Anixter No.	Vendor No.	Description	Material ID
283590	UN-PCO-C1	Horizontal and vertical clips, 3.5 in. H x 4.5 in. D, 2U	CC0022137/1
283624	UN-PCO-C2	Four horizontal rings, 3.5 in. H x 3.8 in. D, 2U	CC0022145/1
283625	UN-PCO-C3	Front/back horizontal rings, 1.7 in. H x 4.6 in. D, 1U	CC0022152/1

CommScope Solutions Patch Panels

M2000 Modular Patch Panels

COMMSCOPE



The M2000 Modular Patch Panel is a panel designed for CommScope Outlets that can be configured for copper, fiber, or both and is available in 24-port (M2000-1U) and 48-port (M2000-2U) versions. Both the M2000-1U and M2000-2U panels mount in a 19 inch (483 mm) rack with universal hole spacing.

Anixter No.	Vendor No.	Number of Ports	Rack Units	Material ID
323245	M2000-24	24	1	760049932
323248	M2000-48	48	2	760049940
381337	M2000A 1U	24	1	760091512
381350	M2000A 2U	48	N/A	760091520
333539	M2000A-24	24	1	760049957
338999	M2000A-48	48	2	760049965

CommScope MOD-V Modular Patch Panels

COMMSCOPE



CommScope UNP-MOD-ANG-24P and UNP-MOD-ANG-48P Modular Angled Panels allow patching to route directly into the vertical cable managers alleviating the need for horizontal cable management. The UNP-MOD-ANG panels are designed for premise high-speed data, voice and multimedia networks. The panels use snap-in modules which allows the outlets to be terminated from the front or rear of the frame. Panels mount in standard 19 in. racks with universal hole spacing, supports 24 ports in a 1U and 48 ports in a 2U configuration, and allows for independent installation and removal of Uniprise information outlets. Other features include easily removable six-port modules and front facing labels with clear label covers. The modular panels will support S-Video outlets, RCA adapters, coaxial couplers, and LC, SC and ST fiber connectors.

FEATURES

- ANSI/TIA-606-A compliant
- Outlets are positioned so patch cable connectors are installed in a rotated/vertical position
- Outlets can be snapped into the modules on an angle to create an "angled panel" type configuration
- Uniprise information outlets can be included

Technical Information & Standards

ANSI/TIA-606-A compliant

Anixter No.	Vendor No.	Number of Ports	Rack Units	Material ID
431471	MOD-V-24P	24	1	760115386
427358	MOD-V-48P	48	2	760115394

CommScope-Uniprise Solutions Cross-connect and Accessories

100- and 300-pair 110 Kits

COMMSCOPE-UNIPRISE SOLUTIONS



Uniprise 110 Wiring Blocks are used to terminate data and voice pairs in sizes from 26 AWG to 22 AWG (0.64 mm to 0.40 mm). They consist of 25-pair strips and come in configurations of 100 and 300 pairs. Each version is wall-mountable with legs that permit cables to be installed behind them. 110 wiring blocks are molded in fire-resistant plastic that meets applicable safety standards.

FEATURES

- Index strips are colored to facilitate wiring
- Includes one 100-pair or 300-pair 110 wiring block
- Includes 4-pair connecting blocks and 5-pair connecting blocks
- Includes label holders and labels
- Designed to accommodate multi-unit punch-down tool (UN788H1)
- 110 jumper troughs are available separately for horizontal routing of patch cords
- Backboards are available separately for vertical routing of jumpers and cords

Technical Information & Standards

Exceed the Cat 5 and Cat 5e requirements in ANSI/TIA-568-B

Anixter No.	Vendor No.	Description	Material ID
154286	110AB2-300FT	300-pair 110 kit	107058943

110 Wiring Blocks

COMMSCOPE-UNIPRISE SOLUTIONS



Uniprise 110 Wiring Blocks are used to terminate data and voice pairs in sizes from 26 AWG to 22 AWG (0.64 mm to 0.40 mm). They consist of 25-pair strips and come in configurations of 100 and 300 pairs. Each version is wall-mountable with legs that permit cables to be installed behind them. 110 Wiring blocks are molded in fire-resistant plastic that meets applicable safety standards.

FEATURES

- Index strips marked in five tip colors for fast pair location
- Sturdy and proven design and construction
- Designed to accommodate multi-unit punch-down tool (UN788H1)

Technical Information & Standards

Meets/exceeds:

- Category 6 requirements of ISO/IEC 11801 (Class E), EN50173-1 (Class E) and ANSI/TIA-568-B.2-1
- Category 5e requirements of ISO/IEC 11801 (Class D), EN50173-1 (Class D) and ANSI/TIA-568-B.2
- UL Listed

Anixter No.	Vendor No.	Description	Material ID
154069	110AW2-100	100-pair, with legs	107059891
154071	110AW2-300	300-pair, with legs	107059917

110C Connecting Blocks

COMMSCOPE-UNIPRISE SOLUTIONS




Anixter No.	Vendor No.	Description	Material ID
073039	110C-4	4-pair	103801247
061268	110C-5	5-pair	103801254

These 110C connecting blocks are rated Cat 6 when you use Cat 6 patch cords and rated Cat 5e when jumper wire is used.

110 Jumper Troughs

COMMSCOPE-UNIPRISE SOLUTIONS



CommScope 110 Jumper Trough is used to route patch cords and cross-connect wire between adjacent 110 blocks. They are placed between 100-pair blocks and on top of columns of 110 blocks. Like the wiring blocks, 110 jumper troughs have legs and are molded in white fire-resistant plastic that meets applicable safety standards.

FEATURES

- Sturdy and proven design and construction

Anixter No.	Vendor No.	Description	Material ID
184160	110A3	Trough with legs	107831133
184161	110B3	Trough without legs	107831141

CommScope-Uniprise Solutions Cross-connect and Accessories

110 Backboards

COMMSCOPE-UNIPRISE SOLUTIONS



CommScope 110 Backboards are used for neatly arranging jumper wire between 110 blocks. They are placed between or next to 110 blocks for horizontal and vertical cable routing. Like the wiring blocks, 110 backboards have legs. The metal backboard supports two plastic distribution rings.

Anixter No.	Vendor No.	Description	Material ID
112052	188B2	With legs	104405113

CommScope-Uniprise Solutions Patch Cords

Uniprise UNC6 Patch Cords - Category 6

COMMSCOPE-UNIPRISE SOLUTIONS



Uniprise Category 6 patch cords are high-performance UTP components available in a broad range of lengths and easy-to-trace colors. They are designed to meet or exceed all Category 6 specifications, yet are fully backward compatible with Category 5e and lower systems. 24 AWG conductors are securely mated with a patented RJ45 plug design to deliver superior electrical performance with excellent repeatability. The unique ant snagging feature simplifies removal and replacement of patch cords.

FEATURES

- Narrow boot/strain relief
- Supports high-density installations
- Cord fits into narrow jack locations
- Uniform appearance between the Cat 6 and Cat 5e patch cords
- High performance
- Maintains Uniprise channel performance
- Strong component performance - supporting "open architecture"
- Exceeds cordage requirements of ANSI/TIA-568-B.2-1 and ISO/IEC 11801
- Packaging enhancements
- Easy to open perforated edge
- Hang tabs for retail display
- Supports automated inventory management/UPC barcode included
- Available in nine standard colors and 10 standard lengths

Technical Information & Standards

Meets/exceeds:

- Category 6/Class E requirements of ISO/IEC 11801, CENELEC EN50173-1 and ANSI/TIA-568-B.2-1
- ETL/cETL Listed

3-FOOT LENGTHS

Anixter No.	Vendor No.	Description	Material ID
MM03-COMC6-01	UNC6-WH-3F	White	UC1BBB2-08F003
MM03-COMC6-06	UNC6-BL-3F	Blue	UC1BBB2-0ZF003
MM03-COMC6-09	UNC6-GY-3F	Gray	UC1BBB2-0CF003

5-FOOT LENGTHS

Anixter No.	Vendor No.	Description	Material ID
MM05-COMC6-01	UNC6-WH-5F	White	UC1BBB2-08F005
MM05-COMC6-06	UNC6-BL-5F	Blue	UC1BBB2-0ZF005
MM05-COMC6-09	UNC6-GY-5F	Gray	UC1BBB2-0CF005

7-FOOT LENGTHS

Anixter No.	Vendor No.	Description	Material ID
MM07-COMC6-01	UNC6-WH-7F	White	UC1BBB2-08F007
MM07-COMC6-06	UNC6-BL-7F	Blue	UC1BBB2-0ZF007
MM07-COMC6-09	UNC6-GY-7F	Gray	UC1BBB2-0CF007

10-FOOT LENGTHS

Anixter No.	Vendor No.	Description	Material ID
MM10-COMC6-01	UNC6-WH-10F	White	UC1BBB2-08F010
MM10-COMC6-06	UNC6-BL-10F	Blue	UC1BBB2-0ZF010
MM10-COMC6-09	UNC6-GY-10F	Gray	UC1BBB2-0CF010

12-FOOT LENGTHS

Anixter No.	Vendor No.	Description	Material ID
MM12-COMC6-01	UNC6-WH-12F	White	UC1BBB2-08F012
MM12-COMC6-06	UNC6-BL-12F	Blue	UC1BBB2-0ZF012
MM12-COMC6-09	UNC6-GY-12F	Gray	UC1BBB2-0CF012

15-FOOT LENGTHS

Anixter No.	Vendor No.	Description	Material ID
MM15-COMC6-01	UNC6-WH-15F	White	UC1BBB2-08F015
MM15-COMC6-06	UNC6-BL-15F	Blue	UC1BBB2-0ZF015
MM15-COMC6-09	UNC6-GY-15F	Gray	UC1BBB2-0CF015

20-FOOT LENGTHS

Anixter No.	Vendor No.	Description	Material ID
MM20-COMC6-01	UNC6-WH-20F	White	UC1BBB2-08F020
MM20-COMC6-06	UNC6-BL-20F	Blue	UC1BBB2-0ZF020
MM20-COMC6-09	UNC6-GY-20F	Gray	UC1BBB2-0CF020

50-FOOT LENGTHS

Anixter No.	Vendor No.	Description	Material ID
MM50-COMC6-01	UNC6-WH-50F	White	UC1BBB2-08F050
MM50-COMC6-06	UNC6-BL-50F	Blue	UC1BBB2-0ZF050
MM50-COMC6-09	UNC6-GY-50F	Gray	UC1BBB2-0CF050

Available in nine colors: gray, white, blue, green, yellow, violet, black, red and orange. All lengths: 1-100 feet/1-30 meters

CommScope-Uniprise Solutions Patch Cords

Uniprise UNC5 Patch Cords - Category 5e

COMMSCOPE-UNIPRISE SOLUTIONS



The UNC5 Patch Cord utilizes a stranded cable terminated with RJ45 plugs. This equipment cord has high performance with lower variability. It supports Ultra II and DataPipe solutions and Category 5e solutions.

FEATURES

- Narrow boot/strain relief
- Supports high-density installations
- Cord fits into narrow jack locations
- Uniform appearance between the Cat 6 and Cat 5e patch cords
- High performance
- Maintains Uniprise channel performance
- Strong component performance - supporting "open architecture"
- Exceeds cordage requirements of ANSI/TIA-568-B.2 and ISO/IEC 11801
- Packaging enhancements
- Easy to open perforated edge
- Hang tabs for retail display
- Supports automated inventory management/UPC barcode included
- Available in nine standard colors and 10 standard lengths

Technical Information & Standards

Meets/exceeds:

- Category 5e/Class D requirements of ISO/IEC IS11801, CENELEC EN50173 and ANSI/TIA-568-B.2
- UL Listed

3-FOOT LENGTHS

Anixter No.	Vendor No.	Description	Material ID
MM03-COMC5E-01	UNC5-WH-3F	White	UC1DDD2-08F003
MM03-COMC5E-06	UNC5-BL-3F	Blue	UC1DDD2-0ZF003
MM03-COMC5E-09	UNC5-GY-3F	Gray	UC1DDD2-0CF003

5-FOOT LENGTHS

Anixter No.	Vendor No.	Description	Material ID
MM05-COMC5E-01	UNC5-WH-5F	White	UC1DDD2-08F005
MM05-COMC5E-06	UNC5-BL-5F	Blue	UC1DDD2-0ZF005
MM05-COMC5E-09	UNC5-GY-5F	Gray	UC1DDD2-0CF005

7-FOOT LENGTHS

Anixter No.	Vendor No.	Description	Material ID
MM07-COMC5E-01	UNC5-WH-7F	White	UC1DDD2-08F007
MM07-COMC5E-06	UNC5-BL-7F	Blue	UC1DDD2-0ZF007
MM07-COMC5E-09	UNC5-GY-7F	Gray	UC1DDD2-0CF007

10-FOOT LENGTHS

Anixter No.	Vendor No.	Description	Material ID
MM10-COMC5E-01	UNC5-WH-10F	White	UC1DDD2-08F010
MM10-COMC5E-06	UNC5-BL-10F	Blue	UC1DDD2-0ZF010
MM10-COMC5E-09	UNC5-GY-10F	Gray	UC1DDD2-0CF010

12-FOOT LENGTHS

Anixter No.	Vendor No.	Description	Material ID
MM12-COMC5E-01	UNC5-WH-12F	White	UC1DDD2-08F012
MM12-COMC5E-06	UNC5-BL-12F	Blue	UC1DDD2-0ZF012
MM12-COMC5E-09	UNC5-GY-12F	Gray	UC1DDD2-0CF012

15-FOOT LENGTHS

Anixter No.	Vendor No.	Description	Material ID
MM15-COMC5E-01	UNC5-WH-15F	White	UC1DDD2-08F015
MM15-COMC5E-06	UNC5-BL-15F	Blue	UC1DDD2-0ZF015
MM15-COMC5E-09	UNC5-GY-15F	Gray	UC1DDD2-0CF015

20-FOOT LENGTHS

Anixter No.	Vendor No.	Description	Material ID
MM20-COMC5E-01	UNC5-WH-20F	White	UC1DDD2-08F020
MM20-COMC5E-06	UNC5-BL-20F	Blue	UC1DDD2-0ZF020
MM20-COMC5E-09	UNC5-GY-20F	Gray	UC1DDD2-0CF020

50-FOOT LENGTHS

Anixter No.	Vendor No.	Description	Material ID
MM50-COMC5E-01	UNC5-WH-50F	White	UC1DDD2-08F050
MM50-COMC5E-06	UNC5-BL-50F	Blue	UC1DDD2-0ZF050
MM50-COMC5E-09	UNC5-GY-50F	Gray	UC1DDD2-0CF050

Available in nine colors: gray, white, blue, green, yellow, violet, black, red and orange. All lengths: 1-100 feet / 1-30 meters

CommScope Solutions Icons and Labels

110 Label Holders

COMMSCOPE-ENTERPRISE SOLUTIONS




CommScope 110 Label Holders snap onto 110 blocks to protect the conductor terminations. They are clear plastic and accept 110 insert labels (see below) for circuit identification. Two holders are required for a 100-pair block; six holders are needed for a 300-pair block.

Anixter No.	Vendor No.	Description	Material ID
073093	188UT1-50	Transparent label holder	103895504

110 Insert Labels

COMMSCOPE-ENTERPRISE SOLUTIONS



CommScope 110 Insert Labels are used to identify circuits in 110 blocks and are sized to fit CommScope's label holders. Standard versions are available in the ANSI/TIA-606-A recommended colors, printed with vertical lines for 4-pair modularities.

Anixter No.	Vendor No.	Description	Material ID
141995	110BB2-4500L	4-pair, blue	106657174
141992	110GB2-4500L	4-pair, green	106657182
141985	110WB2-4500L	4-pair, white	106657216

5-pair modularities are also available.

Ortronics Information Outlets

Clarity 6A/10G UTP TracJack

ORTRONICS



These front-loading jacks can be used in any TracJack workstation outlet and are ETL component verified to Cat 6A and precisely tuned to Clarity Cat 6A patch cords, for optimum Cat 6A channel performance to serve 10G applications.

FEATURES

- T568A/B universal wiring
- 10 Gig
- ANSI/TIA Category 6A compliant

Anixter No.	Vendor No.	Description
448430	TJ6A	Fog white
448431	TJ6A-00	Black
448432	TJ6A-36	Blue
448433	TJ610-42	Red
448435	TJ6A-44	Yellow
448436	TJ6A-68	Wiremold light gray
448437	TJ6A-99	Wiremold ivory
448438	TJ6A-43	Orange
448439	TJ6A-88	White
448440	TJ6A-45	Green

Clarity6 UTP TracJack Modules - Category 6

ORTRONICS



The Clarity6 TracJacks are part of an elevated-performance NetClear cabling system that brings 3-8 dB improvements over existing link and channel technology. The new IDC housing accepts larger Category 6 conductors. Available in flush and 45 degree. Clarity6 TracJacks have a front-removable snap-in design to make moves, adds and changes easy. For 45-degree TracJacks, replace vendor number TJ600 with TJ645.

NOTE: Clarity TJ645 jacks are not available in the light colors.

FEATURES

- RJ45, 8-position, Category 6
- T568A/B universally wired
- Flat, 180-degree or 45-degree exit

Anixter No.	Vendor No.	Description
234120	TJ600	Fog white
234122	TJ600-00	Black
245694	TJ600-13	Electrical ivory
234126	TJ600-22	Light red
234128	TJ600-23	Light orange
234130	TJ600-24	Light yellow
234132	TJ600-25	Light green
234134	TJ600-26	Light blue
234140	TJ600-27	Violet
266669	TJ600-36	Blue
269092	TJ600-42	Red
256209	TJ600-43	Orange
257874	TJ600-44	Yellow
257875	TJ600-45	Green
313096	TJ600-68	Wiremold light gray
251024	TJ600-78	Wiremold gray
234143	TJ600-88	White
234144	TJ600-99	Wiremold ivory

Clarity Shielded Category 6A, 6 and 5e TracJack Modules

ORTRONICS



Clarity Shielded TracJacks available in ANSI/TIA Cat 6A, Cat 6, and Cat 5e are precisely tuned to the terminated plug values of Clarity patch cords for optimum performance that is field-measurable in the channel. Clarity uses dual reactance technology to enhance signal-to-noise ratio, providing a nearly transparent signal path. TracJack combines the ease and reliability of a front-loading individual jack with standard 110 termination and is compatible with both T568A and T568B wiring.

FEATURES

- RJ45, 8-position
- T568A/B universally wired
- 180-degree exit

Anixter No.	Vendor No.	Description
390027	TJS6A	8-position, Cat 6A, shielded
283835	TJS600	8-position, Cat 6, shielded
290457	TJS5E00	8-position, Cat 5e, shielded

Copper Connectivity Solutions

Ortronics Information Outlets

Clarity6 Series II Modules - Category 6

ORTRONICS



Clarity6 Series II Modules are Category 6 component-compliant and part of an elevated-performance cabling system that exceeds existing link and channel requirements. These 1- and 2-port modules are front-loadable and removable. Utilizing linear 110 terminations make these the easiest Category 6 termination. Series II modules fit all existing Series II workstation outlets and are icon-compatible.

FEATURES

- RJ45/8-position Category 6
- T568A/B universal wiring
- Linear eight position 110 termination

Technical Information & Standards

ANSI/TIA Category 6 compliant

1-PORT FLAT MODULES

Anixter No.	Vendor No.	Description
248912	S21600	Fog white
248913	S21600-00	Black
248914	S21600-88	White
248915	S21600-99	Wiremold ivory

2-PORT FLAT MODULES

Anixter No.	Vendor No.	Description
248916	S22600	Fog white
248917	S22600-00	Black
248918	S22600-88	White
248919	S22600-99	Wiremold ivory

Clarity5E UTP TracJack - Category 5e

ORTRONICS



Clarity5E TracJacks combine the ease and reliability of Ortronics' front-loading individual jack with Clarity5E's center-tuned technology for improved channel performance.

FEATURES

- RJ45
- T568A/B universally wired
- Flat, 180-degree or 45-degree exit

Technical Information & Standards

ANSI/TIA Category 5e compliant

CLARITY5E UTP TRACJACK MODULES

NOTE: Clarity 5E TJ5E45 jacks are not available in light colors. For 45-degree TracJacks, replace vendor number TJ5E00 with TJ5E45.

Anixter No.	Vendor No.	Description
248920	TJ5E00	Fog white
248921	TJ5E00-00	Black
248922	TJ5E00-13	Electrical ivory
248923	TJ5E00-22	Light red
248924	TJ5E00-23	Light orange
248925	TJ5E00-24	Light yellow
248926	TJ5E00-25	Light green
248933	TJ5E00-26	Light blue
248934	TJ5E00-27	Violet
248935	TJ5E00-36	Blue
248936	TJ5E00-42	Red
257873	TJ5E00-43	Orange
270840	TJ5E00-44	Yellow
270841	TJ5E00-45	Green
261514	TJ5E00-68	Wiremold light gray
248938	TJ5E00-78	Wiremold gray
252998	TJ5E00-99	Wiremold ivory
248939	TJ5E00-88	White

TracJack A/V Connectivity Modules

ORTRONICS



The Legrand/Ortronics range of audio, video and data connectivity options offers you the flexibility, modularity and application density needed to support a wide variety of A/V equipment. Ortronics modules are available in Series II, TracJack and TechChoice (keystone) footprints. Also, offering a wide selection of connector termination styles and module colors. The TracJack footprint is front loading and supports a number of A/V and data modules. It's ideal for combining A/V with high-performance Clarity workstation products. The TracJack footprint can also be used with Series II through the use of an adapter bezel.

Ortronics Information Outlets

Compatible with Legrand/Wiremold, Legrand/Ortronics connectivity can be integrated into a full line of poke-thru devices, work surface portals, floor boxes, raceway systems, and architectural columns for seamless A/V integration on the wall, work surface, conference table, in floor, or vertically in open spaces.

BNC AND F-TYPE CONNECTORS

Anixter No.	Vendor No.	Description
198857	63700023	BNC 75 ohm, female to female
189466	63700006	F-connector 75 ohm, female to female
448007	63700087	F-connector 75 ohm, recessed, female to female

RCA JACKS

Anixter No.	Vendor No.	Description
448008	63700059	RCA white female to female
448009	63700060	RCA yellow female to female
448010	63700070	RCA white to 110 termination
272158	63700047	RCA yellow to 110 termination
246798	63700046	Pair of RCA to 110 termination (one red, one black)

S-VIDEO CONNECTOR

Anixter No.	Vendor No.	Description
281780	63700025	S-Video female to 110 termination

3.5 MM STEREO AUDIO CONNECTOR

Anixter No.	Vendor No.	Description
448011	63700069	3.5 mm stereo jack female to female

SPEAKER TERMINALS

Anixter No.	Vendor No.	Description
209387	63700021	Speaker term set, red, black pair

BLANK MODULES

Anixter No.	Vendor No.	Description
190663	42100002	TracJack blank modules, 10 pack

ADAPTER BEZELS FOR SERIES II

Anixter No.	Vendor No.	Description
254337	40300656	Series II angled bezel 2-port, TracJack openings, 1.5 unit, 10 pack
399140	40300749	Series II bezel 2-port, TracJack openings, 1 unit, 10 pack

NOTE: Standard color for TracJack A/V modules is fog white. Also available in -99 Wiremold ivory, -00 black, and -88 white. Contact your local sales representative for other colors.

Clarity5E Series II Modules - Category 5e

ORTRONICS

Clarity5E Series II Modules combine the ease of installation and reliability with Clarity5E's center-tuned technology for improved channel performance. These 1- or 2-port modules are front-loadable and removable. Utilizing linear 110 terminations make these the easiest Category 5e termination. Series II modules fit all existing Series II workstation outlets and are icon-compatible.

FEATURES

- RJ45/8-position Category 5e
- T568A/B universally wired
- Linear eight position 110 termination

Technical Information & Standards

ANSI/TIA Category 5e compliant

1-PORT FLAT JACKS



Anixter No.	Vendor No.	Description
248941	S215E00	Fog white
248942	S215E00-00	Black
248944	S215E00-88	White
248943	S215E00-99	Wiremold ivory

2-PORT FLAT JACKS



Anixter No.	Vendor No.	Description
248945	S225E00	Fog white
248946	S225E00-00	Black
248948	S225E00-88	White
248947	S225E00-99	Wiremold ivory

Ortronics Information Outlets

Series II 110 Modules PCB Version

ORTRONICS



Series II offers flexibility for complicated multimedia station requirements. RJ25C and RJ45 jacks are terminated to 110 IDC. Supports 22 to 26 AWG solid twisted-pair cables. Color is fog white.

ONE USOC/ONE CATEGORY 5E

One RJ25C jack (6W6P) one RJ45 jack (8W8P)

Anixter No.	Vendor No.	Description	Units
374149	S22RJ25-5E	Flat, USOC/T568B	1

USOC - RJ61 8-POSITION

RJ45 jacks (8W8P)

Anixter No.	Vendor No.	Description	Units
374167	S21RJ61	1-port, flat	1
374168	S22RJ61	2-port, flat	1

USOC - RJ25C 6-POSITION

6W6P

Anixter No.	Vendor No.	Description	Units
374169	S21RJ25	1-port, flat	1
374171	S22RJ25	2-port, flat	1

BLANK MODULES

Anixter No.	Vendor No.	Units
148027	40300164	1
152910	40300023	1.5
272149	40300144	0.5
255601	40300191	1

Series II A/V Connectivity

ORTRONICS



The Legrand/Ortronics range of audio, video, and data connectivity options offers you the flexibility, modularity, and application density needed to support a wide variety of A/V equipment. Ortronics modules are available in our Series 11, TracJack, and TechChoice (keystone) footprints. We also offer a wide selection of connector termination styles and module colors. Ortronics Series II footprint provides the broadest range of options for data and A/V connectivity. It's ideal for larger A/V connectors such as VGA and combination modules which have both audio and video together. Series II also supports TracJack and keystone footprints through the use of an adapter bezel.

Compatible with Legrand/Wiremold Legrand, Ortronics connectivity can be integrated into a full line of poke-thru devices, work surface portals, floor boxes, raceway systems, and architectural columns for seamless A/V integration on the wall, work surface, conference table, in floor, or vertically in open spaces.

BNC CONNECTORS

1 unit

Anixter No.	Vendor No.	Description
152895	60900018	BNC 75 ohm, female to female, 1 unit
148036	60900019	Two BNC 75 ohm, female to female, 1 unit

F-CONNECTORS

3 GHz performance

Anixter No.	Vendor No.	Description	Units
152896	60900017	F-connector 75 ohm, female to female, 1 unit	1
152897	60900020	Two F-connector, 75 ohm, female to female, 1 unit	1
203986	60900073	F-connector 75 ohm, angled, female to female, 2 unit	2

Ortronics Information Outlets

RCA JACKS



Anixter No.	Vendor No.	Description	Term Type
281782	60900314	Two RCA 1-red, 1-white female to 110 termination, 1 unit	110 IDC
330233	60900212	Two RCA 1-white, 1-red female to female, 1 unit	110 IDC
203989	60900235	Three RCA red, white, yellow to 110 termination, 1 unit	110 IDC
330312	60900316	Three RCA white, red, yellow female to female, 1 unit	110 IDC
399138	60900373	Three RCA red, green, blue female to female, 1 unit	110 IDC

VIDEO CONNECTORS




HDMI, VGA, S-Video and DB9

Anixter No.	Vendor No.	Description
426892	60900376	VGA 15 pin, female to female, 1 unit
426894	60900375	VGA 15 pin, female to screw term, 1 unit
305724	60900313	VGA 15 pin, female to crimp pins, 1 unit
399141	60900372	HDMI, female to female, 19 pin, 1 unit
426895	60900378	S-Video with 3.5 mm to 110 termination, 1 unit
426896	60900379	S-Video with RCA red, white to 110 termination, 1 unit
197035	60900225	S-Video to 110 termination, 1 unit
426897	60900377	Serial 9 pin, female to female, 1 unit

AUDIO CONNECTORS

Anixter No.	Vendor No.	Description
426898	60900273	3.5 mm stereo jack female to female, 1 unit
426899	60900381	Speakon, 4 pin male to solder, 1.5 unit
401181	60900382	XLR, 3 pin female to screw term, 1.5 unit
426900	60900380	Binding post, red, black pair, 1 unit

ADAPTER BEZELS FOR SERIES II



Anixter No.	Vendor No.	Description
254337	40300656	Series II angled bezel 2-port, TracJack openings, 1.5 unit, 10 pack
399140	40300749	Series II bezel 2-port, TracJack openings, 1 unit, 10 pack
397359	KSS2210	Series II bezel, 2-port, keystone opening, 1 unit, 10 pack

NOTE: Standard color for Series II A/V modules is fog white. Also available in -99 Wiremold ivory, -00 black, and -88 white. Contact your local sales representative for other colors.

Ortronics Faceplates

TracJack Faceplates

ORTRONICS



TracJack faceplates work in combination with Ortronics TracJack modules to provide a versatile and economical solution that will satisfy today's workstation requirements. Slotted mounting holes assure proper alignment.

FEATURES

- Single-gang version available with one to six TracJack openings
- Dual-gang version available with six, eight or 12 TracJack openings
- Slotted mounting holes for proper alignment
- Recessed label fields with clear covers

SINGLE-GANG, 1-PORT

Figure A - 2.75 in. x 4.5 in.

Anixter No.	Vendor No.	Description
189451	40300549	Fog white
198850	40300549-13	Electrical ivory
218217	40300549-88	White
272078	40300549-99	Wiremold ivory
351944	40300549-78	Wiremold gray

SINGLE-GANG, 2-PORT

Figure B - 2.75 in. x 4.5 in.

Anixter No.	Vendor No.	Description
189454	40300548	Fog white
255614	40300548-00	Black
194951	40300548-13	Electrical ivory
217859	40300548-88	White
272079	40300548-99	Wiremold ivory
328811	40300548-78	Wiremold gray

SINGLE-GANG, 3-PORT

Figure C - 2.75 in. x 4.5 in.

Anixter No.	Vendor No.	Description
189456	40300547	Fog white
281783	40300547-00	Black
197003	40300547-13	Electrical ivory
198913	40300547-88	White
255613	40300547-99	Wiremold ivory
351948	40300547-78	Wiremold gray

SINGLE-GANG, 4-PORT

Figure D - 2.75 in. x 4.5 in.

Anixter No.	Vendor No.	Description
189457	40300546	Fog white
255612	40300546-00	Black
198851	40300546-13	Electrical ivory
217858	40300546-88	White
255247	40300546-99	Wiremold ivory
251009	40300546-78	Wiremold gray

SINGLE-GANG, 6-PORT

Figure E - 2.75 in. x 4.5 in.

Anixter No.	Vendor No.	Description
189458	40300545	Fog white
189460	40300545-00	Black
198852	40300545-13	Electrical ivory
209570	40300545-88	White
257877	40300545-99	Wiremold ivory

SINGLE-GANG STAINLESS STEEL TRACJACK FACEPLATES



Anixter No.	Vendor No.	Description
204573	403STJ11	Holds one TracJack, 2.75 in. x 4.5 in.
204574	403STJ12	Holds two TracJacks, 2.75 in. x 4.5 in.
255608	403STJ13	Holds three TracJacks, 2.75 in. x 4.5 in.
204576	40300456	Holds four TracJacks, 2.75 in. x 4.5 in.
204577	403STJ16	Holds six TracJacks, 2.75 in. x 4.5 in.

DUAL-GANG PLASTIC TRACJACK FACEPLATES



Anixter No.	Vendor No.	Ports	Description
189459	40300555	6	Fog white
351949	40300555-88	6	White
281503	40300555-99	6	Wiremold ivory
205029	40300555-13	6	Electrical ivory
192668	40300554	8	Fog white
221890	40300620	12	Fog white

DUAL-GANG STAINLESS STEEL TRACJACK FACEPLATES

Anixter No.	Vendor No.	Description
255611	403STJ28	Holds eight TracJacks, 4.5 in. x 4.5 in.
227072	403STJ212	Holds twelve TracJacks, 4.5 in. x 4.5 in.

Series II Faceplates

ORTRONICS

Series II Faceplates fully satisfy the most complicated station requirements through a wide selection of Series II snap-in modules. Each faceplate opening accommodates three units (up to six ports). A multitude of combinations will fill the three unit faceplate opening to meet your specific requirements. All Series II faceplates and boxes allow the modules to be inverted in place for termination.

FEATURES

- Recessed designation strips with clear plastic covers
- Slotted mounting holes for proper alignment

SINGLE-GANG - LOW PROFILE



2.75 in. W x 4.5 in. H x .5 in. D

Anixter No.	Vendor No.	Description
148025	40300158	Fog white
215687	40300158-00	Black
150307	40300158-13	Electrical ivory
255594	40300158-88	White
265307	40300158-99	Wiremold ivory

DUAL-GANG - LOW PROFILE



4.5 in. W x 4.5 in. H x .75 in. D

Anixter No.	Vendor No.	Description
148026	40300159	Fog white
150316	40300159-13	Electrical ivory
263155	40300159-88	White

SINGLE-GANG - HIGH PROFILE

2.75 in. W x 4.5 in. H x .75 in. D

Anixter No.	Vendor No.	Description
187804	40300011	Fog white

DUAL-GANG - HIGH PROFILE

4.5 in. W x 4.5 in. H x 1.65 in. D

Anixter No.	Vendor No.	Description
187805	40300175	Fog white

SINGLE-GANG ANGLED SERIES II

2.75 in. x 4.5 in.

Anixter No.	Vendor No.	Description
398964	40300664	Fog white, holds two 1-unit modules

Copper Connectivity Solutions

Ortronics Faceplates

TracJack 106-Type Faceplates and Receptacle Frames

ORTRONICS



Receptacle Frames support pedestal, raceway, furniture and power pole applications. 106-Type Faceplates and Receptacles are available in two styles. The receptacles have a 2- or 4-port capacity and can be mounted into single- or dual-gang gem boxes, most floor boxes and poke-thrus.

FEATURES

- Faceplates include recessed label fields

106-TYPE TRACJACK FRAMES



2-port

Anixter No.	Vendor No.	Description
264905	40800017	Fog white
255619	40800017-00	Black
255620	40800017-13	Electrical ivory
223844	40800017-88	White
269075	40800017-99	Wiremold ivory

106-TYPE TRACJACK FRAMES

4-port

Anixter No.	Vendor No.	Description
215424	40800019	Fog white
255623	40800019-00	Black
217201	40800019-13	Electrical ivory
269079	40800019-99	Wiremold ivory
255624	40800019-88	White

106-TYPE DUPLEX COVERPLATES



Anixter No.	Vendor No.	Description
232055	40300255	Single-gang, fog white, 2.75 in. x 4.5 in.
187809	40300255-13	Single-gang, electrical ivory, 2.75 in. x 4.5 in.
232056	40300256	Dual-gang, fog white, 4.5 in. x 4.5 in.

TRACJACK UNDERCOVER WALL PLATE

The TracJack undercover provides a protective housing for four center-mount TracJacks with the ability to add an additional copper or fiber TracJack out the bottom. This single-gang housing offers increased protection for connections in tamper-sensitive environments.

Anixter No.	Vendor No.	Description
398965	403TJUSG	Single-gang protective housing holds up to five TracJack modules

TracJack Adapter and Furniture Bezels

ORTRONICS



TracJack Adapters and Furniture Bezels provide a discreet jack solution in modular furniture environments. The adapter supports a maximum of three TracJack Modules and snaps into the Furniture Bezels. New 42100054 bezels allow three TracJacks to be loaded from the rear of the adapter bezel.

TRACJACK ADAPTER BEZELS

Holds three TracJack modules.

Anixter No.	Vendor No.	Description
193871	42100009	Fog white, front load
220751	42100009-00	Black, front load
313121	42100054-00	Black, rear load

Copper Connectivity Solutions

Ortronics Faceplates

FURNITURE BEZELS - COMPATIBLE WITH FURNITURE OPENINGS

Min: 2.67 in. W x 1.34 in. H; max. 2.75 in. W x 1.41 in. H

Anixter No.	Vendor No.	Depth (in.)	Description
173924	40700071	0.125	Fog white
216057	40700071-00	0.125	Black
173926	40700072	0.625	Fog white
220166	40700072-00	0.625	Black
173927	40700073	1	Fog white
220752	40700073-00	1	Black

FURNITURE PLATES FOR TRACJACK



Holds four TracJacks, two-piece base and cover, adjustable to fit a range of common furniture openings (2.67 in. x 2.75 in. x 1.34 in. x 1.41 in.) for 0.065 in. thick material.

Anixter No.	Vendor No.	Description
243133	40300633	Fog white
243132	40300633-00	Black

HERMAN MILLER BELTLINE FURNITURE PLATES



Holds four TracJacks, fits Herman Miller Beltline furniture openings 2.35 in. x 3.41 in. (+0.015) for 0.125 in. thick material.

Anixter No.	Vendor No.	Description
363027	40300577	Fog white
207680	40300577-00	Black

HERMAN MILLER BASELINE FURNITURE PLATES



Holds six TracJacks, fits Herman Miller Baseline furniture openings 1.89 in. x 2.99 in. (+0.015) for 0.063 in. thick material.

Anixter No.	Vendor No.	Description
231707	40300575	Fog white
238521	40300575-00	Black

Series II Furniture Bezels

ORTRONICS



The Series II bezel is designed to snap into most standard modular furniture beltline openings. It accommodates up to three Series II modules. No tool is required to install or remove bezels.

Anixter No.	Vendor No.	Description	Dimensions	Color	Units
149327	40300167	Raceway compatible	Min: 2.656 in. x 1.343 in. Max: 2.75 in. x 1.406 in.	Black	1
152912	40300213	Beltline furniture	Min: 2.33 in. x 3.39 in. Max: 2.367 in. x 3.425 in.	Fog white	3
183711	40300196	Herman Miller	Min: 1.876 in. x 2.966 in. Max: 1.9 in. x 3.0 in.	Fog white	3

Copper Connectivity Solutions

Ortronics Surface-mount Boxes

TracJack Surface-mount Interface Boxes

ORTRONICS

The TracJack Surface-mount Interface Box is available in 2-, 4- and 6-port configurations. Each box consists of a baseplate, snap-on cover, two mounting screws, and double-sided adhesive. 4- and 6-port boxes are best choices for multimedia applications, and can be mounted directly onto a single- or dual-gang electrical box or fastened to the wall.

FEATURES

- Built-in label fields
- Wiremold Eclipse raceway

2-PORT



2.59 in. W x 2.27 in. H x 1.20 in. D

Anixter No.	Vendor No.	Description
369926	404TJ2	Fog white
374176	404TJ2-13	Electrical ivory

4-PORT



Mounts to electrical box or almost any surface. 4.86 in. W x 3.6 in. H x 1.16 in. D

Anixter No.	Vendor No.	Description
374177	404TJ4	Fog white

4-PORT



Holds four TracJacks, jacks exit from both sides, 4.0 in. x 2.42 in. x 1.16 in.

Anixter No.	Vendor No.	Description
365676	404TJ2X2	Fog white

6-PORT



Built-in fiber ring. Mounts directly to electrical box or almost any surface. 6.98 in. W x 4.33 in. H x 1.16 in. D

Anixter No.	Vendor No.	Description
374178	404TJ6	Fog white

Series II Surface-mount Interface Boxes

ORTRONICS

The Series II Surface-mount Interface Boxes hold from one to four Series II Modules (up to eight ports). Each box consists of a baseplate and a snap-on cover. They mount directly to almost any surface and are compatible with Wiremold Eclipse raceway.

FEATURES

- Built-in label fields

SINGLE MODULE SURFACE-MOUNT INTERFACE BOX



Accepts one 1-unit size, 110-type, flush-mount module (one or two ports). 2.27 in. W x 2.59 in. H x 1.20 in. D

Anixter No.	Vendor No.	Description
374180	404S21U	Fog white

DUAL MODULE SURFACE-MOUNT INTERFACE BOX




Accepts two 1-unit size, 110-type, flush-mount modules. Includes one blank module. 4.00 in. W x 2.42 in. H x 1.16 in. D

Anixter No.	Vendor No.	Description
371575	404S21X1U	Fog white

Ortronics Surface-mount Boxes

SUPPORTS UP TO TWO SERIES II MODULES



Holds two 1-unit Series II modules, fog white, includes one Series II blank, 3.60 in. x 4.80 in x 1.16 in.

Anixter No.	Vendor No.	Description
387400	404S22U	Fog white

LOW-PROFILE MULTIMEDIA BOX



Accepts three 1-unit size, flush-mount, Series II modules (up to six ports). 4.33 in. W x 6.98 in. H x 1.16 in. D. Note: Has built-in fiber ring. Mounts directly to electrical boxes or almost any surface.

Anixter No.	Vendor No.	Description
374181	404S23U	Fog white


QUAD SURFACE-MOUNT BOX

Accepts four 1-unit size, flush-mount, 110-type modules (up to eight ports). Includes two blank modules, two adhesive strips, internal labeling, four sheet metal screws and two self-tapping screws. 4.72 in. W x 3.72 in. H x 1.126 in. D. Note: Accepts a maximum of two fiber modules.

Anixter No.	Vendor No.	Description
387401	404S22X2U	Fog white

One- and Two-piece Surface-mount Outlet Boxes

ORTRONICS



Single-gang and dual-gang surface-mount outlet boxes are available for any wall surface, divider, metal cabinet or desk application. They are used with all Ortronics single- and dual-gang faceplates and can be equipped with various combinations of RJ and other type interfaces. They have cable access breakout points on four sides.

FEATURES

- Under-base cable access and breakouts
- Front and side knockouts for cable access 0.2 in. to 0.6 in.

ONE-PIECE BOXES

Single-gang: 3 in. W x 4.7 in. H x 2 in. D; dual-gang: 4.9 in. W x 4.7 in. H x 2 in. D

Anixter No.	Vendor No.	Description	Color
188776	40300185	Single-gang	Fog White
233375	40300185-13	Single-gang	Electrical ivory
188777	40300186	Dual-gang	Fog White

TWO-PIECE BOX

Low-profile 3 in. W x 4.7 in. H x 1.5 in. D

Anixter No.	Vendor No.	Description	Color
146798	40300061	Single-gang	Fog White

OPTIONAL ACCESSORIES

Anixter No.	Vendor No.	Description
136341	70900020	Adhesive-backed magnet for single-gang box
152915	70900022	Adhesive-backed magnet for dual-gang box
136345	70700070	Double-sided adhesive strips

Clarity6 and Clarity5E Jak-Paks

ORTRONICS



The Jak-Pak is a compact, flexible, multi-user solution that can be structurally mounted or used in more temporary environments. Kits come supplied with Clarity6 or Clarity5E 6-port/110 modules.

FEATURES

- T568A/B universally wired

Technical Information & Standards

The Jak-Pak is Category 6- and Category 5e-compliant

Anixter No.	Vendor No.	Description
268160	JP66U	Category 6
268161	JP5E6U	Category 5e

Copper Connectivity Solutions

Ortronics Patch Panels

Clarity 6A Patch Panel - Category 6A/10G

ORTRONICS



Clarity6A patch panels are available in the traditional multi-port panel format with 6-port modules and the added flexibility of flat or angled versions. Utilizing innovative methods for circuit isolation, the Clarity6A multi-port patch panels support all alien and internal performance requirements of IEEE 802.3an (10GBASE-T) and ANSI/TIA Augmented Category 6 (6A) cabling specifications without requiring the use of individual jacks for your panel termination. Clarity10G multi-port panels support traditional (linear 110) termination practices with mechanical accommodations for easy termination of the larger conductors of 10 Gig cables, providing a labor-saving alternative to the individual jack panel.

FEATURES

- Tactical isolation for 10G
- Traditional termination
- T568A/B

Anixter No.	Vendor No.	Description
448446	PHD6AU24	24-port flat, 1.75 in. x 19 in. (1RU)
448447	PHD6AU48	48-port flat, 3.5 in. x 19 in. (2RU)
448448	PHA6AU24	24-port angled, 1.75 in. x 19 in. (1RU)
448449	PHA6AU48	48-port angled, 3.5 in. x 19 in. (2RU)
448451	PHC6AU24	24-port curved, 1.75 in. x 19 in. (1RU)
448452	PHC6AU48	48-port curved, 3.5 in. x 19 in. (2RU)

Clarity6 Patch Panels - Category 6

ORTRONICS



Clarity6 Patch Panels have individually encapsulated 6-port modules. The new IDC housing accepts larger Category 6 conductors. The 19 in. panels are available in 12-, 24-, 48- and 96-port versions. Universal wiring supports T568 A and B formats. Color is black.

FEATURES

- Extensive designation abilities and icon compatible
- Rear cable management
- Available in flat as well as recessed angled and curved designs

Technical Information & Standards

ANSI/TIA Category 6 compliant

Universal wiring supports T568A and B formats

HIGH-DENSITY FLAT PANELS

Anixter No.	Vendor No.	Ports	RMS
234470	PHD66U24	24	1
234471	PHD66U48	48	2
234472	PHD66U96	96	4

HIGH-DENSITY ANGLED PANELS

Anixter No.	Vendor No.	Ports	RMS
281518	PHA66U24	24	1
276236	PHA66U48	48	2

HIGH-DENSITY CURVED PANELS

Anixter No.	Vendor No.	Ports	RMS
352098	PHC66U24	24	1
352099	PHC66U48	48	2

STANDARD-DENSITY FLAT PANELS

Anixter No.	Vendor No.	Ports	RMS
238008	PSD66U12	12	1
234467	PSD66U24	24	2
234468	PSD66U48	48	3
234469	PSD66U96	96	6

Clarity5E Patch Panels - Category 5e

ORTRONICS



Clarity5E patch panels combine Ortronics' ease and reliability of 110 termination with new center-tuned technology. The 19 in. panels are available in 12-, 24-, 48- and 96-port versions. Universal wiring supports T568 A and B formats. For 24- and 48-angled panels, replace vendor part number "D" with an "A" (*only).

FEATURES

- Available in flat as well as recessed angled and curved designs

Technical Information & Standards

ANSI/TIA Category 5e compliant

HIGH-DENSITY

Anixter No.	Vendor No.	Description
248950	PHD5E6U24	24-port, 1U*
248952	PHD5E6U48	48-port, 2U*
248953	PHD5E6U96	96-port, 4U

Ortronics Patch Panels

HIGH-DENSITY, ANGLED PANELS

Anixter No.	Vendor No.	Description
286471	PHA5E6U24	24-port, 1U*
286470	PHA5E6U48	48-port, 2U*

HIGH-DENSITY, CURVED PANELS

NOTE: For 24- and 48-angled panels, replace vendor part number "D" with an "A"

Anixter No.	Vendor No.	Description
352102	PHC5E6U24	24-port, 1U*
352113	PHC5E6U48	48-port, 2U*

STANDARD-DENSITY, FLAT PANELS

Anixter No.	Vendor No.	Description
248954	PSD5E6U12	12-port, 1U
248955	PSD5E6U24	24-port, 2U
248956	PSD5E6U48	48-port, 3U
248957	PSD5E6U96	96-port, 6U

HIGH-DENSITY, 8-PORT

Anixter No.	Vendor No.	Description
248958	PHD5E8U24	24-port, 1U
248959	PHD5E8U48	48-port, 2U
248960	PHD5E8U96	96-port, 4U

12-port Clarity Mini-patch Panels - Category 5e/6

ORTRONICS



These 12-port mini-patch panels are available in Category 6 and 5e, and they utilize 110 compatible, wire punch-down, providing small, wall-mountable connection of cross-connect fields. Mini-patches are available supplied with an 89D bracket or hinged-mount bracket. Both types are compatible with T568A and B wiring and offer label fields. The hinged version, when open, provides a solid termination surface with cable management bars resting on the wall.

Technical Information & Standards

Clarity6 mini patch panels:

ANSI/TIA Category 6 compliant

Clarity5E mini patch panels:

ANSI/TIA Category 5e compliant

CLARITY6 MINI-PATCH PANELS


Anixter No.	Vendor No.	Description
254839	PMP612H	Hinged
269089	PMP61289	89D bracket

CLARITY5E MINI-PATCH PANELS

Anixter No.	Vendor No.	Description
255058	PMP5E12H	Hinged
255059	PMP5E1289	89D bracket

TracJack Patch Panel Kits

ORTRONICS



TracJack Patch Panel Kits hold any UTP TracJack modules. After terminating, simply flip the modules and snap them in. The panel is 19 in. wide.

FEATURES

- Includes designation strip bezels
- Rear management shelf includes strap slots and reusable cable management straps
- Unshielded patch panel kit

Anixter No.	Vendor No.	Description	Dimensions	RMS
199952	401045289	16 ports	1.75 in. H x 4 in. D	1
199951	401045290	24 ports	3.50 in. H x 5 in. D	2
199953	401045291	32 ports	3.50 in. H x 5 in. D	2
199954	401045292	48 ports	5.25 in. H x 6 in. D	3

Shielded Patch Panel Kit

ORTRONICS



Shielded panels offer rear loading shielded jacks to support improved ease of termination and installation from the back of the panel.

Anixter No.	Vendor No.	Description
374184	PHDPS6A24	24-port shielded, Category 6A, 1RU 19 in. x 1.75 in.
374183	PHDPS5E24	24-port shielded, Category 5e, 1RU 19 in. x 1.75 in.

Continued on next page >>

Ortronics Patch Panels

(continued) Shielded Patch Panel Kit

CATEGORY 6A SHIELDED KEYSTONE JACK PATCH PANELS WITH REAR CABLE MANAGEMENT



Anixter No.	Vendor No.	Description
399148	PHDTKS6A48	48-port, flat 2RU patch panel with 48 TKS tool-less jacks
399150	PHATKS6A24	24-port, angled 1RU patch panel with 24 TKS tool-less jacks
399152	PHATKS6A48	48-port, angled 2RU patch panel with 48 TKS tool-less jacks
391292	PHDTKS6A24	24-port, flat, 1RU patch panel with 24 TKS tool-less jacks

Standard-density TracJack Panel Kits

ORTRONICS



Ortronics 19 in. wide panel kits provide the ability to field configure your own patch panels. Kits are available to support front-loading TracJack modules, providing panel options to support a wide range of applications. TracJack modules are ordered separately.

Anixter No.	Vendor No.	Description
429459	401145289	16 ports
429464	401145290	24 ports
429470	401145291	32 ports
429471	401145292	48 ports

Maximum-density Patch Panels

ORTRONICS



Ortronics' new maximum-density patch panels offer 48 ports of Clarity6 or 5E performance in one rack unit (1.75 in. x 19 in.). Panels are supplied with 24 rear-loading, DJ Series dual-port (Clarity6 or 5E) modules. Unloaded panels are also available with dual port jack sold separately.

MAXIMUM-DENSITY PATCH PANELS

Anixter No.	Vendor No.	Description
352303	PMD5EU481U	1-rack unit, 19 in. x 1.75 in., maximum density, Clarity5E
352305	PMD6U481U	1-rack unit, 19 in. x 1.75 in., maximum density, Clarity6
374204	PMDU481U	48-port, unloaded maximum-density panel, 19 in. x 1.75 in. with rear wire management

CLARITY CATEGORY 6 DUAL JACKS



Anixter No.	Vendor No.	Description
399006	DJ600-00	Dual panel jack, black
374205	DJ600-36	Dual panel jack, blue
374206	DJ600-42	Dual panel jack, red
374207	DJ600-43	Dual panel jack, orange
374208	DJ600-44	Dual panel jack, yellow
374209	DJ600-45	Dual panel jack, green

CLARITY CATEGORY 5E JACKS

Anixter No.	Vendor No.	Description
399007	DJ5E00-00	Dual panel jack, black
374210	DJ5E00-36	Dual panel jack, blue
374212	DJ5E00-42	Dual panel jack, red
374214	DJ5E00-43	Dual panel jack, blue
374215	DJ5E00-44	Dual panel jack, yellow
374216	DJ5E00-45	Dual panel jack, green

Rear-load Jack Panel Kits

ORTRONICS



Ortronics' new rear-loading individual jack panels utilize reduced-size Clarity6A, Clarity6 and Clarity5E panel jacks that can be terminated and snapped in from the back of the patch panel. A variety of panel configurations allows a wide choice of field-configurable, easy-to-install horizontal cross-connects. Panels are supplied without jacks. Jacks can be ordered individually or in full-carton quantities of 24.

Ortronics Patch Panels

PATCH PANEL KITS

Anixter No.	Vendor No.	Description
352309	PHAPJU24	24-port, angled jack panel kit, unloaded, 1-rack unit, 19 in. x 1.75 in., HD
367508	PHAPJU48	48-port, angled jack panel kit, unloaded, 2-rack units, 19 in. x 3.5 in., HD
352312	PHAPJU72	72-port, angled jack panel kit, unloaded, 2-rack units, 19 in. x 3.5 in., HD
368848	PHDPJU24	24-port, flat jack panel kit, unloaded, 1-rack unit, 19 in. x 1.75 in., HD
380739	PHDPJU48	48-port, flat jack panel kit, unloaded, 2-rack units, 19 in. x 3.5 in., HD
352315	PHDPJU72	72-port, flat jack panel kit, unloaded, 2-rack units, 19 in. x 3.5 in., HD

REAR-LOAD CAT 6A JACKS

Anixter No.	Vendor No.	Description
448458	PJ6A-00	Panel jack, black
448459	PJ6A-36	Panel jack, blue
448461	PJ6A-42	Panel jack, red
448462	PJ6A-43	Panel jack, orange
448463	PJ6A-44	Panel jack, yellow
448464	PJ6A-45	Panel jack, green

REAR-LOAD CAT 6 JACKS

Anixter No.	Vendor No.	Description
352316	PJ600-00	Panel jack, black
374218	PJ600-36	Panel jack, blue
374219	PJ600-42	Panel jack, red
374220	PJ600-43	Panel jack, orange
374221	PJ600-44	Panel jack, yellow
374222	PJ600-45	Panel jack, green

REAR-LOAD CAT 5E JACKS

Anixter No.	Vendor No.	Description
352320	PJ5E00-00	Panel jack, black
374223	PJ5E00-36	Panel jack, blue
374224	PJ5E00-42	Panel jack, red
374225	PJ5E00-43	Panel jack, orange
374226	PJ5E00-44	Panel jack, yellow
374227	PJ5E00-45	Panel jack, green

Modular-to-Telco Patch Panels - Category 5e

ORTRONICS



Ortronics' Category 5e 25-pair panels provide a 50-pin connector interface (standard RJ21 wiring) between Category 5e 25-pair cable Gigabit Ethernet hubs requiring full 4-pair cabling. Panels provide front label fields. Use with 845E cable assemblies.

Anixter No.	Vendor No.	Description
352321	PHD5E2124	24-port, flat panel, T568B, height 1.75 in., 1-rack unit
275424	PHD5E2148	48-port, flat panel, T568B, height 3.5 in., 2-rack units
336550	PHA5E2124	24-port, angled panel, T568B, height 1.75 in., 1-rack unit
336552	PHA5E2148	48-port, angled panel, T568B, height 3.5 in., 2-rack units

Modular-to-Telco Patch Panels - Category 3

ORTRONICS



Modular Quadframe-to-Telco Patch Panels are fully connectorized port selectors with telco connectors. They have all pairs twisted from jack to termination point. Utilizes standard telecommunications 2-, 4-, 6- or 8-contact modular jacks to 50-pin connectors. This modular-to-telco patch panel is an organized telco, data or alarm distribution panel. It allows a quick connection to activate, deactivate or change circuits by means of modular-type patch cords at a centralized location. It also allows testing and troubleshooting of circuits at a centralized point.

FEATURES

- Cable entry: side
- 48 loaded pins
- Locking hardware: hook-and-loop-type closure (25 pair)
- Wiring: T568A, T568B, USOC


Anixter No.	Vendor No.	Description	Active Pins	Jack Type	RMS
131403	808004920	24-port, 1 male conn	3 and 4	2W6P	2
131407	808004921	24-port, 1 female conn	3 and 4	2W6P	2
131421	808004940	48-port, 2 male conn	3 and 4	2W6P	3
131422	808004941	48-port, 2 female conn	3 and 4	2W6P	3
313086	808004723	48-port, 2 female conn	4 and 5	2W6P	3

Copper Connectivity Solutions

Ortronics Cross-connect

Clarity6 110 Block Kits - Category 6

ORTRONICS



Clarity6 110 Block Kits offer Category 6-component performance in standard 50-, 100- and 300-pair 110 block footprints. They can be terminated to 22 to 24 AWG solid wire. The kits include wiring blocks, 6-110C4 connecting blocks, and designation.

Technical Information & Standards

ANSI/TIA Category 6 compliant

Anixter No.	Vendor No.	Description
269043	110ABC6050	50-pair, 1.8 in. x 10.72 in. x 3.25 in.
237857	110ABC6100	100-pair, 3.59 in. x 10.72 in. x 3.25 in.
237859	110ABC6300	300-pair, 10.79 in. x 10.72 in. x 3.25 in.

110 Blocks and Block Panel Kits - Category 5e


ORTRONICS

Technical Information & Standards

ANSI/TIA Category 5e compliant

Field terminated


CLARITY5E 110 BLOCK KITS



Clarity5E Block Kits offer elevated Category 5e component performance in standard 50-, 100- and 300-pair footprints with legs, offering rear-cable lacing and upgraded labeling. Part of the Clarity5E family of connectivity.

Anixter No.	Vendor No.	Description
269056	110ABC5E050	50-pair, 1.8 in. x 10.72 in. x 3.25 in.
269057	110ABC5E100	100-pair, 3.59 in. x 10.72 in. x 3.25 in.
269059	110ABC5E300	300-pair, 10.79 in. x 10.72 in. x 3.25 in.


110 RACK-MOUNT PANEL KITS



Ortronics 110 Block Panels provide two 100-pair block kits and two jumper troughs without legs on a 19 in. x 7 in. panel that is mountable to Ortronics Mighty Mo or other EIA racks.

Anixter No.	Vendor No.	Description
209319	302003251	40 C4 clips and eight C5 clips
209320	302003253	50 C5 clips

110 WIRING BLOCKS



Offered in 100- and 300-pair sizes and are used with 4- and 5-pair 110C Connecting Blocks for field termination. The wiring blocks are available with legs to allow back-cable routing, or without legs when depth is limited or when frame-mounting.

Anixter No.	Vendor No.	Description
196929	30200145	100-pair with legs
172816	30200007	300-pair with legs
196931	30200143	100-pair without legs
173820	30200022	300-pair without legs

110C CONNECTING BLOCKS

Anixter No.	Vendor No.	Description
173822	30200109	4-pair (110C4)
173823	30200110	5-pair (110C5)

Ortronics Cross-connect

110 Cross-connect System, Wall-mount, Terminal Block Kits - Category 5e

ORTRONICS

The field terminated block kits are inspected to ensure optimum performance in the field. All blocks are field terminated. They are available in 100-, 300- and 900-pair configurations. The blocks can be field terminated to 22 to 26 AWG solid wire and are color-coded to facilitate rapid pair termination and identification.

A = Includes 110 Type wiring blocks with legs

P = Includes 110 Type wiring blocks and horizontal troughs on a back panel

FEATURES

- Field terminated
- Connecting blocks included
- Blank labels and clear designation strips included

Technical Information & Standards

ANSI/TIA Category 5e compliant

Anixter No.	Vendor No.	Terminal Blocks Prod. Code	Type Wiring Blocks	Conn. Block	Pairs
192769	30200116	110AA2-100FT	A	5-pair	100
173863	30203461	110-PA2-300FT	P	5-pair	300
173864	30200020	110-PB2-300FT	P	4-pair	300
173867	30203519	110-AB2-300FT	A	4-pair	300
173869	30203506	110-AB2-100FT	A	4-pair	100
173878	30200024	110-PA2-900FT	P	5-pair	900
173879	30200026	110-PB2-900FT	P	4-pair	900

T1 Network Interface Block

ORTRONICS



The T1 Network Interface Block consists of a 66M150 connecting block with eight 8W8P keyed jacks (RJ48X), with a shorting bar. It is the interface to customer-registered equipment that requires automatic loop-back to network services.

FEATURES

- Bottom cable entry

Anixter No.	Vendor No.	Description
193944	805003202	T1 network interface block

Pre-wired Blocks

ORTRONICS



Ortronics pre-wired 66 blocks can be used to provide network interface connections between voice and data equipment and the public telco network as well as modular wiring connections for key telephone systems.

FEATURES

- Top cable entry
- Prewired to 25-pair telco connectors

Anixter No.	Vendor No.	Description
178716	8050F66M150	Modular 66M150 connecting block with one 25-pair female telco on left side, 10 in. x 2.84 in. x 2.71 in.
389644	8050F157B	Modular 66 connecting block with two 25-pair female telcos on 89D, 50-pair, 10 in. x 2.84 in. x 2.71 in.
269050	8050M66M150	Modular 66 connecting block on 89D with one 25-pair male telco on left side, 25-pair, 10 in. x 2.84 in. x 2.71 in.

Ortronics Preterminated Solutions

Clarity SNAP Pre-Terminated Copper Cabling System

ORTRONICS



The Clarity SNAP Pre-Terminated Copper Cabling System offers the above-the-standards performance of Clarity connectivity in a custom terminated cable assembly system that's ready to plug and go. Its innovative modular design combines high performance and installer-friendly features with the quick deployment and reliability of a factory terminated and tested cabling system.

The new SNAP connection utilizes a bifurcated termination method, placing one mating half of the termination onto the horizontal cable and the other on the 8-position T568 jack interface. This approach reduces the size of the terminated cable ends, making it easier to pull and lace cables through racks, cabinets, cable management systems and pathways. In addition, individual cable ends of bundled cables can be passed through one at a time, as compared to some alternative designs where the connections are bundled into modules and must be pulled through pathways and openings that way.

As a result, SNAP cable assemblies route faster, with less interference from connector ends within congested pathways. And, the robust cable ends are ruggedly designed to handle the physical challenges of any installation. When in position, these cable ends simply SNAP into the back of the panel or workstation outlet, completing the termination.

The Clarity SNAP system also offers the added assurance of the premium performance of Clarity connectivity. The SNAP bifurcated termination offers improved pair-to-pair isolation and improved pair balance through the connector, while barriers located on the sides of these terminations enhance alien noise performance. The result is improved channel immunity from internal and external noise, which ensures consistently high-performance links and channels. The benefit of these technological advancements is a consistently high-performance cabling system that is fast and simple to install and enables quick network deployment, increased reliability, and lower total cost of ownership. Both the electrical design of SNAP and the additional controls and in-process testing only available in a factory environment lead to improved consistency in channel performance, to improve the overall average results that you can expect from your installation.

24-PORT FLAT PANEL

Anixter No.	Vendor No.	Description
405022	PPCF610U24	24-port, flat, Clarity10G panel with 6-port modules
426774	PPCF66U24	24-port, flat, Clarity6 panel with 6-port modules
426775	PPCF5E6U24	24-port, flat, Clarity5e panel with 6-port modules

48-PORT FLAT PANEL

Anixter No.	Vendor No.	Description
404991	PPCF610U48	48-port, flat, Clarity10G panel with 6-port modules
426776	PPCF66U48	48-port, flat, Clarity6 panel with 6-port modules
426777	PPCF5E6U48	48-port, flat, Clarity5e panel with 6-port modules

24-PORT ANGLED PANEL

Anixter No.	Vendor No.	Description
426778	PPCA610U24	24-port, angled, Clarity10G panel with 6-port modules
426779	PPCA66U24	24-port, angled, Clarity6 panel with 6-port modules
426780	PPCA5E6U24	24-port, angled, Clarity5e panel with 6-port modules

48-PORT ANGLED PANEL

Anixter No.	Vendor No.	Description
426781	PPCA610U48	48-port, angled, Clarity10G panel with 6-port modules
426782	PPCA66U48	48-port, angled, Clarity6 panel with 6-port modules
426783	PPCA5E6U48	48-port, angled, Clarity5e panel with 6-port modules

With Clarity SNAP cabling systems, installers spend less time on site, and projects come on line faster. And because the components are all factory terminated and tested, field testing can be significantly reduced or even eliminated. The Clarity SNAP system gives you all the day-to-day reliability and manageability that are the hallmark of all Ortronics solutions.

To configure a Clarity SNAP Pre-Terminated Copper Cabling System, contact your local sales representative.

Clarity10G Mod to Mod Patch Cords - Category 10G

ORTRONICS



New MC610 patch cord assemblies combine with Tj610 jacks and Clarity10G panels to provide your installation with 10 Gig channel performance. Standard color is white. Standard lengths are 3 ft., 5 ft., 7 ft., 9 ft., 15 ft., 20 ft. and 25 ft. Consult your local sales representative for nonstandard lengths and colors.

FEATURES

- Mod to mod
- T568A/B universally wired

3-FOOT LENGTHS

Anixter No.	Vendor No.	Description
MM03-OR10G-01	MC61003-09	White
MM03-OR10G-04	MC61003-05	Green
MM03-OR10G-05	MC61003-04	Yellow
MM03-OR10G-06	MC61003-06	Blue
MM03-OR10G-03	MC61003-02	Red
MM03-OR10G-09	MC61003-08	Gray
MM03-OR10G-08	MC61003-03	Orange

5-FOOT LENGTHS

Anixter No.	Vendor No.	Description
MM05-OR10G-01	MC61005-09	White
MM05-OR10G-04	MC61005-05	Green
MM05-OR10G-05	MC61005-04	Yellow
MM05-OR10G-06	MC61005-06	Blue
MM05-OR10G-03	MC61005-02	Red
MM05-OR10G-09	MC61005-08	Gray
MM05-OR10G-08	MC61005-03	Orange

7-FOOT LENGTHS

Anixter No.	Vendor No.	Description
MM07-OR10G-01	MC61007-09	White
MM07-OR10G-04	MC61007-05	Green
MM07-OR10G-05	MC61007-04	Yellow
MM07-OR10G-06	MC61007-06	Blue
MM07-OR10G-03	MC61007-02	Red
MM07-OR10G-09	MC61007-08	Gray
MM07-OR10G-08	MC61007-03	Orange

9-FOOT LENGTHS

Anixter No.	Vendor No.	Description
MM09-OR10G-01	MC61009-09	White
MM09-OR10G-04	MC61009-05	Green
MM09-OR10G-05	MC61009-04	Yellow
MM09-OR10G-06	MC61009-06	Blue
MM09-OR10G-03	MC61009-02	Red
MM09-OR10G-09	MC61009-08	Gray
MM09-OR10G-08	MC61009-03	Orange

15-FOOT LENGTHS

Anixter No.	Vendor No.	Description
MM15-OR10G-01	MC61015-09	White
MM15-OR10G-04	MC61015-05	Green
MM15-OR10G-05	MC61015-04	Yellow
MM15-OR10G-06	MC61015-06	Blue
MM15-OR10G-03	MC61015-02	Red
MM15-OR10G-09	MC61015-08	Gray
MM15-OR10G-08	MC61015-03	Orange

20-FOOT LENGTHS

Anixter No.	Vendor No.	Description
MM20-OR10G-01	MC61020-09	White
MM20-OR10G-04	MC61020-05	Green
MM20-OR10G-05	MC61020-04	Yellow
MM20-OR10G-06	MC61020-06	Blue
MM20-OR10G-03	MC61020-02	Red
MM20-OR10G-09	MC61020-08	Gray
MM20-OR10G-08	MC61020-03	Orange

25-FOOT LENGTHS

Anixter No.	Vendor No.	Description
MM25-OR10G-01	MC61025-09	White
MM25-OR10G-04	MC61025-05	Green
MM25-OR10G-05	MC61025-04	Yellow
MM25-OR10G-06	MC61025-06	Blue
MM25-OR10G-03	MC61025-02	Red
MM25-OR10G-09	MC61025-08	Gray
MM25-OR10G-08	MC61025-03	Orange

Copper Connectivity Solutions

Ortronics Patch Cords

Clarity6 Mod to Mod Patch Cords - Category 6

ORTRONICS



Clarity6 Patch Cords are tuned to work optimally with the TJ600 jacks and Clarity6 patch panels. The modular cords utilize the "Paralign" technology. Multiple lengths and colors available upon request.

FEATURES

- Mod to mod
- T568A/B universally wired

Technical Information & Standards

ANSI/TIA Category 6 compliant

3-FOOT LENGTHS

Anixter No.	Vendor No.	Description
MM03-OR7N-01	MC603-09	White
MM03-OR7N-02	MC603-00	Black
MM03-OR7N-03	MC603-02	Red
MM03-OR7N-04	MC603-05	Green
MM03-OR7N-05	MC603-04	Yellow
MM03-OR7N-06	MC603-06	Blue
MM03-OR7N-08	MC603-03	Orange
MM03-OR7N-09	MC603-08	Gray
MM03-OR7N-10	MC603-07	Violet

5-FOOT LENGTHS

Anixter No.	Vendor No.	Description
MM05-OR7N-01	MC605-09	White
MM05-OR7N-02	MC605-00	Black
MM05-OR7N-03	MC605-02	Red
MM05-OR7N-04	MC605-05	Green
MM05-OR7N-05	MC605-04	Yellow
MM05-OR7N-06	MC605-06	Blue
MM05-OR7N-08	MC605-03	Orange
MM05-OR7N-09	MC605-08	Gray
MM05-OR7N-10	MC605-07	Violet

7-FOOT LENGTHS

Anixter No.	Vendor No.	Description
MM07-OR7N-01	MC607-09	White
MM07-OR7N-02	MC607-00	Black
MM07-OR7N-03	MC607-02	Red
MM07-OR7N-04	MC607-05	Green
MM07-OR7N-05	MC607-04	Yellow
MM07-OR7N-06	MC607-06	Blue
MM07-OR7N-08	MC607-03	Orange
MM07-OR7N-09	MC607-08	Gray
MM07-OR7N-10	MC607-07	Violet

9-FOOT LENGTHS

Anixter No.	Vendor No.	Description
MM09-OR7N-01	MC609-09	White
MM09-OR7N-02	MC609-00	Black
MM09-OR7N-03	MC609-02	Red
MM09-OR7N-04	MC609-05	Green
MM09-OR7N-05	MC609-04	Yellow
MM09-OR7N-06	MC609-06	Blue
MM09-OR7N-08	MC609-03	Orange
MM09-OR7N-09	MC609-08	Gray
MM09-OR7N-10	MC609-07	Violet

15-FOOT LENGTHS

Anixter No.	Vendor No.	Description
MM15-OR7N-01	MC615-09	White
MM15-OR7N-02	MC615-00	Black
MM15-OR7N-03	MC615-02	Red
MM15-OR7N-04	MC615-05	Green
MM15-OR7N-05	MC615-04	Yellow
MM15-OR7N-06	MC615-06	Blue
MM15-OR7N-08	MC615-03	Orange
MM15-OR7N-09	MC615-08	Gray
MM15-OR7N-10	MC615-07	Violet

25-FOOT LENGTHS

Anixter No.	Vendor No.	Description
MM25-OR7N-01	MC625-09	White
MM25-OR7N-02	MC625-00	Black
MM25-OR7N-03	MC625-02	Red
MM25-OR7N-04	MC625-05	Green
MM25-OR7N-05	MC625-04	Yellow
MM25-OR7N-06	MC625-06	Blue
MM25-OR7N-08	MC625-03	Orange
MM25-OR7N-09	MC625-08	Gray
MM25-OR7N-10	MC625-07	Violet

Clarity5E Mod-to-Mod Patch Cords - Category 5e

ORTRONICS



Clarity5E Patch Cords are an integral part of the NetClear GT solution. They utilize Paralign plug technology to reduce and control near-end crosstalk (NEXT) and far-end crosstalk (FEXT) without compromising signal impedance.

FEATURES

- Mod to mod
- T568A/B universally wired

Technical Information & Standards

ANSI/TIA Category 5e compliant

3-FOOT LENGTHS

Anixter No.	Vendor No.	Description
MM03-OR6C-01	MC5E03-09	White
MM03-OR6C-02	MC5E03-00	Black
MM03-OR6C-03	MC5E03-02	Red
MM03-OR6C-04	MC5E03-05	Green
MM03-OR6C-05	MC5E03-04	Yellow
MM03-OR6C-06	MC5E03-06	Blue
MM03-OR6C-08	MC5E03-03	Orange
MM03-OR6C-09	MC5E03-08	Gray
MM03-OR6C-10	MC5E03-07	Violet

5-FOOT LENGTHS

Anixter No.	Vendor No.	Description
MM05-OR6C-01	MC5E05-09	White
MM05-OR6C-02	MC5E05-00	Blue
MM05-OR6C-03	MC5E05-02	Red
MM05-OR6C-04	MC5E05-05	Green
MM05-OR6C-05	MC5E05-04	Yellow
MM05-OR6C-06	MC5E05-06	Blue
MM05-OR6C-09	MC5E05-08	Gray
MM05-OR6C-10	MC5E05-07	Violet

7-FOOT LENGTHS

Anixter No.	Vendor No.	Description
MM07-OR6C-01	MC5E07-09	White
MM07-OR6C-02	MC5E07-00	Black
MM07-OR6C-03	MC5E07-02	Red
MM07-OR6C-04	MC5E07-05	Green
MM07-OR6C-05	MC5E07-04	Yellow
MM07-OR6C-06	MC5E07-06	Blue
MM07-OR6C-08	MC5E07-03	Orange
MM07-OR6C-09	MC5E07-08	Gray
MM07-OR6C-10	MC5E07-07	Violet

9-FOOT LENGTHS

Anixter No.	Vendor No.	Description
MM09-OR6C-01	MC5E09-09	White
MM09-OR6C-02	MC5E09-00	Black
MM09-OR6C-03	MC5E09-02	Red
MM09-OR6C-04	MC5E09-05	Green
MM09-OR6C-05	MC5E09-04	Yellow
MM09-OR6C-06	MC5E09-06	Blue
MM09-OR6C-08	MC5E09-03	Orange
MM09-OR6C-09	MC5E09-08	Gray

15-FOOT LENGTHS

Anixter No.	Vendor No.	Description
MM15-OR6C-01	MC5E15-09	White
MM15-OR6C-02	MC5E15-00	Black
MM15-OR6C-03	MC5E15-02	Red
MM15-OR6C-04	MC5E15-05	Green
MM15-OR6C-05	MC5E15-04	Yellow
MM15-OR6C-06	MC5E15-06	Blue
MM15-OR6C-09	MC5E15-08	Gray


25-FOOT LENGTHS

Anixter No.	Vendor No.	Description
MM25-OR6C-01	MC5E25-09	White
MM25-OR6C-02	MC5E25-00	Black
MM25-OR6C-03	MC5E25-02	Red
MM25-OR6C-04	MC5E25-05	Green
MM25-OR6C-05	MC5E25-04	Yellow
MM25-OR6C-06	MC5E25-06	Blue
MM25-OR6C-09	MC5E25-08	Gray

Ortronics Patch Cords

Shielded Clarity Modular Patch Cords - Category 6 and 5e

ORTRONICS



SHIELDED CLARITY6 CATEGORY 6 MODULAR PATCH CORDS

A shielded version of the Paralign II plug termination makes these shielded patch cords the high-performance choice for an STP or FTP 100 ohm cabling system. Also available in -02 red and -04 yellow.

Anixter No.	Vendor No.	Description
MM03-OR7NS-09	MCS603-08	4-pair, 24 AWG stranded FTP, gray, PVC, 3 ft.
MM05-OR7NS-09	MCS605-08	4-pair, 24 AWG stranded FTP, gray, PVC, 5 ft.
MM07-OR7NS-09	MCS607-08	4-pair, 24 AWG stranded FTP, gray, PVC, 7 ft.
MM09-OR7NS-09	MCS609-08	4-pair, 24 AWG stranded FTP, gray, PVC, 9 ft.
MM15-OR7NS-09	MCS615-08	4-pair, 24 AWG stranded FTP, gray, PVC, 15 ft.
MM25-OR7NS-09	MCS625-08	4-pair, 24 AWG stranded FTP, gray, PVC, 25 ft.

SHIELDED CLARITY5E ENHANCED CATEGORY 5E MODULAR PATCH CORDS

A shielded version of the Paralign II plug termination makes three shielded patch cords the high-performance choice for an STP or FTP 100 ohm cabling system. Also available in -02 red and -04 yellow.

Anixter No.	Vendor No.	Description
MM03-OR6CS-09	MCS5E03-08	4-pair, 24 AWG stranded FTP, gray, PVC, 3 ft.
MM05-OR6CS-09	MCS5E05-08	4-pair, 24 AWG stranded FTP, gray, PVC, 5 ft.
MM07-OR6CS-09	MCS5E07-08	4-pair, 24 AWG stranded FTP, gray, PVC, 7 ft.
MM09-OR6CS-09	MCS5E09-08	4-pair, 24 AWG stranded FTP, gray, PVC, 9 ft.
MM15-OR6CS-09	MCS5E15-08	4-pair, 24 AWG stranded FTP, gray, PVC, 15 ft.
MM25-OR6CS-09	MCS5E25-08	4-pair, 24 AWG stranded FTP, gray, PVC, 25 ft.

Ortronics Icons and Labels

Colored Icons

ORTRONICS



Ortronics' color-coded voice or data tabs are for port identification on patch panels and most workstation products.

VOICE ICONS

Anixter No.	Vendor No.	Description
146841	40309100	White
146855	40300100	Black
146867	40322100	Red
146861	40325100	Green
146873	40324100	Yellow
146879	40326100	Blue
148526	40327100	Violet
151248	40323100	Orange

DATA ICONS

Anixter No.	Vendor No.	Description
146886	40309200	White
146892	40300200	Black
146904	40322200	Red
146898	40325200	Green
146910	40324200	Yellow
146917	40326200	Blue
148532	40327200	Violet
151255	40323200	Orange

110 Designation Kit

ORTRONICS

This kit consists of two clear strip holders and two white designation strips. They snap on alternate rows of the 110 wiring blocks to identify cable count and conceal/protect cable conductors.

Anixter No.	Vendor No.	Description
521906	70400272	110 designation kit

Ortronics TechChoice

TechChoice Keystone Jacks - Category 6

ORTRONICS



TechChoice keystone jacks feature an easy-to-follow universal wiring label and support standard termination using a 110-impact tool. The keystone footprint allows for the greatest flexibility in installation scheduling because its rear insertion into the faceplate allows the technician to complete the termination before, during and after the construction process. TechChoice products are third-party component tested to meet Category 6 component specifications for ANSI/TIA-568-B.2 and ISO11801-2002.

FEATURES

- Category 6, RJ45, 8-position
- T568A/B universally wired
- Flush fit, 180-degree exit

Technical Information & Standards

ANSI/TIA Category 6 compliant

PACKS OF 25

Anixter No.	Vendor No.	Description
312036	KS6	Fog white
312040	KS6-00	Black
312037	KS6-13	Elec. ivory
312042	KS6-36	Blue
312041	KS6-42	Red
312043	KS6-43	Orange
365926	KS6-44	Yellow
312045	KS6-45	Green
312044	KS6-78	Wiremold gray
324739	KS6-88	White
312039	KS6-99	Wiremold ivory

INDIVIDUALS

Anixter No.	Vendor No.	Description
360175	KS6A	Fog white
360178	KS6A-00	Black
360176	KS6A-13	Elec. ivory
346018	KS6A-36	Blue
360179	KS6A-42	Red
360180	KS6A-43	Orange
360181	KS6A-44	Yellow
360182	KS6A-45	Green
360183	KS6A-78	Wiremold gray
360177	KS6A-88	White
365927	KS6A-99	Wiremold ivory

TechChoice Keystone Jacks - Category 5e

ORTRONICS



TechChoice keystone jacks feature an easy-to-follow universal wiring label and support standard termination using a 110-impact tool. The keystone footprint allows for the greatest flexibility in installation scheduling because its rear insertion into the faceplate allows the technician to complete the termination before, during and after the construction process.

TechChoice products are third-party component tested to meet Category 5e component specifications for ANSI/TIA-568-B.2 and ISO11801-2002.

FEATURES

- Category 5e, RJ45, 8-position
- T568A/B universally wired
- Flush fit, 180-degree exit

Technical Information & Standards

ANSI/TIA Category 5e compliant

PACKS OF 25

Anixter No.	Vendor No.	Description
312055	KS5E	Fog white
312059	KS5E-00	Black
312056	KS5E-13	Elec. ivory
312061	KS5E-36	Blue
312060	KS5E-42	Red
312062	KS5E-43	Orange
365956	KS5E-44	Yellow
312064	KS5E-45	Green
312063	KS5E-78	Wiremold gray
324736	KS5E-88	White
312058	KS5E-99	Wiremold ivory

INDIVIDUALS

Anixter No.	Vendor No.	Description
360184	KS5EA	Fog white
360191	KS5EA-00	Black
360185	KS5EA-13	Elec. ivory
360192	KS5EA-36	Blue
360193	KS5EA-42	Red
360194	KS5EA-43	Orange
360195	KS5EA-44	Yellow
360196	KS5EA-45	Green
360197	KS5EA-78	Wiremold gray
360190	KS5EA-88	White
365952	KS5EA-99	Wiremold ivory

TechChoice Keystone A/V Connectivity

ORTRONICS

The Legrand/Ortronics range of audio, video, and data connectivity options offers you the flexibility, modularity, and application density needed to support a wide variety of A/V equipment. Ortronics modules are available in Series II, TracJack, and TechChoice (keystone) footprints. We also offer a wide selection of connector termination styles and module colors.

The TechChoice Keystone footprint is a rear loading style module that comes in a variety of A/V connector types as well as Category 5e and 6 data connectivity. It's ideal for creating a quality solution for A/V and data connectivity. The keystone footprint can also be used with Series II through the use of an adapter bezel.

Compatible with Legrand/Wiremold products, Ortronics connectivity can be integrated into a full line of poke-thru devices, work surface portals, floor boxes, raceway systems, and architectural columns for seamless A/V integration on the wall, work surface, conference table, in floor, or vertically in open spaces.

F-CONNECTOR



Anixter No.	Vendor No.	Description
312122	KSFCN	F-connector 75 ohm, female to female, fog white
360204	KSFCN-13	F-connector 75 ohm, female to female, electrical ivory
360206	KSFCN-88	F-connector 75 ohm, female to female, white
312123	KSFCN-99	F-connector 75 ohm, female to female, Wiremold ivory
447800	KSFCNR	F-connector 75 ohm, recessed, female to female, fog white
447801	KSFCNR-13	F-connector 75 ohm, recessed, female to female, electrical ivory
447802	KSFCNR-88	F-connector 75 ohm, recessed, female to female, white
447804	KSFCNR-99	F-connector 75 ohm, recessed, female to female, Wiremold ivory

BNC CONNECTOR



Anixter No.	Vendor No.	Description
312124	KSBNC	BNC 50 ohm, female to female, fog white
312125	KSBNC-99	BNC 50 ohm, female to female, Wiremold ivory
425056	KSBNC75	BNC 75 ohm, female to female, fog white
447808	KSBNC75-88	BNC 75 ohm, female to female, white

RCA CONNECTOR



Anixter No.	Vendor No.	Description
312128	KSRCAR	RCA red female to 110 termination, fog white
312129	KSRCAR-99	RCA red female to 110 termination, Wiremold ivory
312126	KSRCAB	RCA black female to 110 termination, fog white
312127	KSRCAB-99	RCA black female to 110 termination, Wiremold ivory
312130	KSRCAY	RCA yellow female to 110 termination, fog white
312131	KSRCAY-99	RCA yellow female to 110 termination, Wiremold ivory
397323	KSRCAG	RCA green female to 110 termination, fog white
397324	KSRCAG-13	RCA green female to 110 termination, electrical ivory
397325	KSRCAG-88	RCA green female to 110 termination, white
397327	KSRCAG-99	RCA green female to 110 termination, Wiremold ivory
397329	KSRCABL	RCA blue female to 110 termination, fog white
397330	KSRCABL-13	RCA blue female to 110 termination, electrical ivory
397331	KSRCABL-88	RCA (blue insulator) 110 termination, white
397332	KSRCABL-99	RCA (blue insulator) 110 termination, Wiremold ivory
397333	KSRCAW	RCA (white insulator) 110 termination, fog white
397334	KSRCAW-13	RCA (white insulator) 110 termination, electrical ivory
397336	KSRCAW-88	RCA (white insulator) 110 termination, white
397337	KSRCAW-99	RCA (white insulator) 110 termination, Wiremold ivory

Continued on next page >>

Copper Connectivity Solutions

Ortronics TechChoice

(continued) TechChoice Keystone A/V Connectivity

BINDING POSTS



Anixter No.	Vendor No.	Description
312132	KSBP	Binding posts, pair of speaker terminals (one red, one black)
312133	KSBP-99	Binding posts, pair of speaker terminals (one red, one black), Wiremold ivory

S-VIDEO



Anixter No.	Vendor No.	Description
312135	KSSV	S-Video female to 110, fog white
312136	KSSV-99	S-Video female to 110, Wiremold ivory
425057	KSSVIDC	S-Video, female to female, fog white
447809	KSSVIDC-88	S-Video, female to female, white

3.5 MM AUDIO JACK



Anixter No.	Vendor No.	Description
397347	KS35ST	3.5 mm, stereo jack, female to female, fog white
397348	KS35ST-13	3.5 mm, stereo jack, female to female, electrical ivory
397349	KS35ST-88	3.5 mm, stereo jack, female to female, white
397350	KS35ST-99	3.5 mm, stereo jack, female to female, Wiremold ivory
425058	KS35STST	3.5 mm, stereo jack, female to screw term, fog white
447810	KS35STST-88	3.5 mm, stereo jack, female to screw term, white

HDMI MODULES



Anixter No.	Vendor No.	Description
425074	KSHDMI	HDMI, female to female, 19-pin

USB MODULES



Anixter No.	Vendor No.	Description
425078	KSUSBAA	USB 2.0 A-A, female to female, fog white
425080	KSUSBAB	USB 2.0 A-B, female to female, fog white

ADAPTER BEZEL FOR SERIES II

Anixter No.	Vendor No.	Description
397359	KSS2210	Series II bezel, 2-port, keystone opening, 1 unit, 10 pack

BLANK MODULES

Anixter No.	Vendor No.	Description
312137	KSB10	Blank, package of 10
312138	KSB10-99	Blank, package of 10, Wiremold ivory
312139	KSB10-13	Blank, package of 10, electrical ivory
360207	KSB10-88	Blank, package of 10, white

TechChoice Faceplates

ORTRONICS



TechChoice faceplates are available in high-impact 94V-0 rated thermoplastic and stainless steel, with a variety of port capacities to match your workstation applications. All faceplates allow for flush jack finish and have a window designation area.

SINGLE-GANG PLASTIC

Anixter No.	Vendor No.	Description
312297	KSFP1	Holds one keystone, fog white
312298	KSFP2	Holds two keystones, fog white
312299	KSFP3	Holds three keystones, fog white
312300	KSFP4	Holds four keystones, fog white
312301	KSFP6	Holds six keystones, fog white
360208	KSFP1-13	Holds one keystone, electrical ivory
360209	KSFP2-13	Holds two keystones, electrical ivory
360210	KSFP3-13	Holds three keystones, electrical ivory
360211	KSFP4-13	Holds four keystones, electrical ivory
373862	KSFP6-13	Holds six keystones, electrical ivory
360212	KSFP1-88	Holds one keystone, white
360213	KSFP2-88	Holds two keystones, white
360214	KSFP3-88	Holds three keystones, white
360215	KSFP4-88	Holds four keystones, white
373860	KSFP6-88	Holds six keystones, white
373864	KSFP1-99	Holds one keystone, Wiremold ivory
373865	KSFP2-99	Holds two keystones, Wiremold ivory
373866	KSFP3-99	Holds three keystones, Wiremold ivory
373867	KSFP4-99	Holds four keystones, Wiremold ivory
373868	KSFP6-99	Holds six keystones, Wiremold ivory

DUAL-GANG PLASTIC

Anixter No.	Vendor No.	Description
312302	KSFP8	Holds eight keystones, fog white
312304	KSFP12	Holds 12 keystones, fog white
373869	KSFP8-13	Holds eight keystones, electrical ivory
373870	KSFP12-13	Holds 12 keystones, electrical ivory
373873	KSFP8-88	Holds eight keystones, white
373875	KSFP12-88	Holds 12 keystones, white
373877	KSFP8-99	Holds eight keystones, Wiremold ivory
373878	KSFP12-99	Holds 12 keystones, Wiremold ivory

SINGLE-GANG STAINLESS STEEL

Anixter No.	Vendor No.	Description
312305	KSSS1	Holds one keystone
312354	KSSS2	Holds two keystones
312358	KSSS3	Holds three keystones
312359	KSSS4	Holds four keystones
312360	KSSS6	Holds six keystones

DUAL-GANG STAINLESS STEEL

Anixter No.	Vendor No.	Description
312362	KSSS8	Holds eight keystones
312363	KSSS12	Holds 12 keystones

TechChoice VGA Faceplates

ORTRONICS



VGA faceplates are available in high-impact 94V-0 rated thermoplastic. The single-gang version includes one integrated VGA connector. The double-gang version includes two VGA connectors.

SINGLE-GANG - HOLDS FOUR KEYSTONES

Anixter No.	Vendor No.	Description
373881	KSFP4V110	VGA to 110, fog white
373882	KSFP4VFT	VGA with crimp pins, fog white
373883	KSFP4V110-13	VGA to 110, electrical ivory
373884	KSFP4VFT-13	VGA with crimp pins, electrical ivory

DUAL-GANG - HOLDS EIGHT KEYSTONES

Anixter No.	Vendor No.	Description
373886	KSFP8V110	Two VGA to 110, fog white
373888	KSFP8VFT	Two VGA with crimp pins, fog white
373889	KSFP8V110-13	Two VGA to 110, electrical ivory
373890	KSFP8VFT-13	Two VGA with crimp pins, electrical ivory

PLASTIC RECTANGULAR GFCI AND 106 FRAMES

Anixter No.	Vendor No.	Description
397352	KSDS2	Stylistic rectangular frame with two keystone openings
397353	KSDS3	Stylistic rectangular frame with three keystone openings
397354	KSDS4	Stylistic rectangular frame with four keystone openings
397355	KS106S2	106 style frame with two keystone openings
397356	KS106S4	106 style frame with four keystone openings

Copper Connectivity Solutions

Ortronics TechChoice

TechChoice Surface-mount Box

ORTRONICS



TechChoice high-impact surface-mount boxes accommodate two-port, four-port, or six-port keystone jacks. They are compatible with the Wiremold Eclipse range of solutions or can easily be surface installed with supplied screws or double-sided tape. Designation strips and clear covers are included.

Anixter No.	Vendor No.	Description
312364	KSSMB2	Holds two keystones, 2.42 in. x 2.18 in. x 1.16 in.
312365	KSSMB4	Holds four keystones, 4.78 in. x 3.6 in. x 1.14 in.
312366	KSSMB6	Holds six keystones, 6.76 in. x 3.6 in. x 1.14 in.

FURNITURE PLATES

Anixter No.	Vendor No.	Description
387399	40300630	Holds four keystones 2.67 in. - 2.75 in. x 1.34 in. - 1.41 in., fog white
397362	40300630-00	Holds four keystones 2.67 in. - 2.75 in. x 1.34 in. - 1.41 in., black

TechChoice Patch Panels - Category 6

ORTRONICS



Category 6 TechChoice patch panels are available in high-density 24- and 48-port traditional multi-port panel format with 6-port modules.

Technical Information & Standards

ANSI/TIA Category 6 compliant
Universal wiring supports T568 A and B formats

PANELS

Anixter No.	Vendor No.	Description
312046	SP6U24	24-ports, 1U
312047	SP6U48	48-ports, 2U

ANGLED PANELS



Anixter No.	Vendor No.	Description
421444	SPA6U24	24-port, angled, 1U
421446	SPA6U48	48-port, angled, 2U

TechChoice Patch Panels - Category 5e

ORTRONICS



Category 5e TechChoice patch panels are available in high-density 24- and 48-port traditional multi-port panel format with 6-port modules.

Technical Information & Standards

ANSI/TIA Category 5e compliant
Universal wiring supports T568 A and B formats

PATCH PANELS

Anixter No.	Vendor No.	Description
312065	SP5EU24	24-port, 1U
312066	SP5EU48	48-port, 2U

ANGLED PANELS



Anixter No.	Vendor No.	Description
421510	SPA5EU24	24-port, angled, 1U
421511	SPA5EU48	48-port, angled, 2U

TechChoice Patch Panel Kit

ORTRONICS



TechChoice patch panel kits are available in 24 and 48 ports to support the mixing and matching of media type applications. Cat 6, Cat 5e and multimedia (sold separately).

Anixter No.	Vendor No.	Description
360199	SPKSU24	24-port, 1U
365955	SPKSU48	48-port, 2U
423672	SPAKSU24	24-port, angled, 1U
390689	SPAKSU48	48-port, angled, 2U

TechChoice Patch Cords - Category 6

ORTRONICS



TechChoice patch cords offer a slim design for high-density applications and come factory terminated with a snagless boot. Each cable is pre-tested for component performance (packaged 10 per bag).

FEATURES

- Mod to mod
- T568A/B universally wired

Technical Information & Standards

ANSI/TIA Category 6 compliant

3-FOOT LENGTHS

Anixter No.	Vendor No.	Description
MM03-ORT6TC-01	SPC603-09	White
MM03-ORT6TC-02	SPC603-00	Black
MM03-ORT6TC-03	SPC603-02	Red
MM03-ORT6TC-04	SPC603-05	Green
MM03-ORT6TC-05	SPC603-04	Yellow
MM03-ORT6TC-06	SPC603-06	Blue
MM03-ORT6TC-09	SPC603-08	Gray

5-FOOT LENGTHS

Anixter No.	Vendor No.	Description
MM05-ORT6TC-01	SPC605-09	White
MM05-ORT6TC-02	SPC605-00	Black
MM05-ORT6TC-03	SPC605-02	Red
MM05-ORT6TC-04	SPC605-05	Green
MM05-ORT6TC-05	SPC605-04	Yellow
MM05-ORT6TC-06	SPC605-06	Blue
MM05-ORT6TC-09	SPC605-08	Gray

7-FOOT LENGTHS

Anixter No.	Vendor No.	Description
MM07-ORT6TC-01	SPC607-09	White
MM07-ORT6TC-02	SPC607-00	Black
MM07-ORT6TC-03	SPC607-02	Red
MM07-ORT6TC-04	SPC607-05	Green
MM07-ORT6TC-05	SPC607-04	Yellow
MM07-ORT6TC-06	SPC607-06	Blue
MM07-ORT6TC-09	SPC607-08	Gray

10-FOOT LENGTHS

Anixter No.	Vendor No.	Description
MM10-ORT6TC-01	SPC610-09	White
MM10-ORT6TC-02	SPC610-00	Black
MM10-ORT6TC-03	SPC610-02	Red
MM10-ORT6TC-04	SPC610-05	Green
MM10-ORT6TC-05	SPC610-04	Yellow
MM10-ORT6TC-06	SPC610-06	Blue
MM10-ORT6TC-09	SPC610-08	Gray

15-FOOT LENGTHS

Anixter No.	Vendor No.	Description
MM15-ORT6TC-01	SPC615-09	White
MM15-ORT6TC-02	SPC615-00	Black
MM15-ORT6TC-03	SPC615-02	Red
MM15-ORT6TC-04	SPC615-05	Green
MM15-ORT6TC-05	SPC615-04	Yellow
MM15-ORT6TC-06	SPC615-06	Blue
MM15-ORT6TC-09	SPC615-08	Gray

25-FOOT LENGTHS

Anixter No.	Vendor No.	Description
MM25-ORT6TC-01	SPC625-09	White
MM25-ORT6TC-02	SPC625-00	Black
MM25-ORT6TC-03	SPC625-02	Red
MM25-ORT6TC-04	SPC625-05	Green
MM25-ORT6TC-05	SPC625-04	Yellow
MM25-ORT6TC-06	SPC625-06	Blue
MM25-ORT6TC-09	SPC625-08	Gray

Ortronics TechChoice

TechChoice Patch Cords - Category 5e

ORTRONICS



TechChoice patch cords offer a slim design for high-density applications and come factory terminated with a snagless boot. Each cable is pre-tested for component performance (packaged 10 per bag).

FEATURES

- Mod to mod
- T568A/B universally wired

Technical Information & Standards

ANSI/TIA Category 5e compliant

3-FOOT LENGTHS

Anixter No.	Vendor No.	Description
MM03-ORT5ETC-01	SPC5E03-09	White
MM03-ORT5ETC-02	SPC5E03-00	Black
MM03-ORT5ETC-03	SPC5E03-02	Red
MM03-ORT5ETC-04	SPC5E03-05	Green
MM03-ORT5ETC-05	SPC5E03-04	Yellow
MM03-ORT5ETC-06	SPC5E03-06	Blue
MM03-ORT5ETC-09	SPC5E03-08	Gray

5-FOOT LENGTHS

Anixter No.	Vendor No.	Description
MM05-ORT5ETC-01	SPC5E05-09	White
MM05-ORT5ETC-02	SPC5E05-00	Black
MM05-ORT5ETC-03	SPC5E05-02	Red
MM05-ORT5ETC-04	SPC5E05-05	Green
MM05-ORT5ETC-05	SPC5E05-04	Yellow
MM05-ORT5ETC-06	SPC5E05-06	Blue
MM05-ORT5ETC-09	SPC5E05-08	Gray

7-FOOT LENGTHS

Anixter No.	Vendor No.	Description
MM07-ORT5ETC-01	SPC5E07-09	White
MM07-ORT5ETC-02	SPC5E07-00	Black
MM07-ORT5ETC-03	SPC5E07-02	Red
MM07-ORT5ETC-04	SPC5E07-05	Green
MM07-ORT5ETC-05	SPC5E07-04	Yellow
MM07-ORT5ETC-06	SPC5E07-06	Blue
MM07-ORT5ETC-09	SPC5E07-08	Gray

10-FOOT LENGTHS

Anixter No.	Vendor No.	Description
MM10-ORT5ETC-01	SPC5E10-09	White
MM10-ORT5ETC-02	SPC5E10-00	Black
MM10-ORT5ETC-03	SPC5E10-02	Red
MM10-ORT5ETC-04	SPC5E10-05	Green
MM10-ORT5ETC-05	SPC5E10-04	Yellow
MM10-ORT5ETC-06	SPC5E10-06	Blue
MM10-ORT5ETC-09	SPC5E10-08	Gray

15-FOOT LENGTHS

Anixter No.	Vendor No.	Description
MM15-ORT5ETC-01	SPC5E15-09	White
MM15-ORT5ETC-02	SPC5E15-00	Black
MM15-ORT5ETC-03	SPC5E15-02	Red
MM15-ORT5ETC-04	SPC5E15-05	Green
MM15-ORT5ETC-05	SPC5E15-04	Yellow
MM15-ORT5ETC-06	SPC5E15-06	Blue
MM15-ORT5ETC-09	SPC5E15-08	Gray

25-FOOT LENGTHS

Anixter No.	Vendor No.	Description
MM25-ORT5ETC-01	SPC5E25-09	White
MM25-ORT5ETC-02	SPC5E25-00	Black
MM25-ORT5ETC-03	SPC5E25-02	Red
MM25-ORT5ETC-04	SPC5E25-05	Green
MM25-ORT5ETC-05	SPC5E25-04	Yellow
MM25-ORT5ETC-06	SPC5E25-06	Blue
MM25-ORT5ETC-09	SPC5E25-08	Gray

Increase Building Efficiencies and Performance

Panduit's Connected Building Solutions embody the next wave of operating efficiencies and risk management. By aligning and harmonizing critical systems, they provide a highly integrated physical infrastructure that connects smart devices across a building or global campus to allow greater visibility, control, and energy efficiency.

In collaboration with our technology partners, Panduit combines best practice methodologies, and physical and logical architectures, to offer a comprehensive portfolio of solutions that enable the integration of a broad range of applications from security and lighting to HVAC and IP networks. Panduit's Connected Building Solutions help businesses change the way of thinking about and optimizing their physical infrastructure.

For more information on our solutions,
visit us at www.panduit.com/cbs1
call us at 800-777-3300 or
email us at cs@panduit.com

Unified Physical Infrastructure



PANDUIT®

building a smarter,
unified business foundation

Connect. Manage. Automate.



PANDUIT Information Outlets

MINI-COM TX6A 10GIG UTP Jack Module - Category 6A

PANDUIT



MINI-COM TX6A 10GIG Jack Modules are Category 6A, 10 Gbps, 8-position, 8-wire universal modules that utilize enhanced GIGA-TX Technology for jack termination, which optimizes performance by maintaining cable pair geometry and eliminating conductor untwist. Through the use of a patent-pending Flex Technology, the modules deliver innovative connectivity to support 10 Gigabit Ethernet. Each jack module is 100 percent tested to ensure NEXT and RL performance and is individually serialized for traceability. Compatible with MINI-COM patch panels, faceplates and surface-mount boxes.

FEATURES

- Terminates 4-pair, 26 to 22 AWG, 100 ohm, solid or stranded, shielded twisted-pair cable
- T568A/B universally wired
- No punch-down tool required
- Can be reterminated a minimum of 20 times
- Blue termination cap designates 10 Gig, Category 6A performance
- Accepts 6- and 8-position modular plugs without damage

Technical Information & Standards

Exceeds requirements of ANSI/TIA-568-C.2 Category 6A, IEEE 802.3an-2006, and ISO 11801 Class E_A channel standards. Exceeds ANSI/TIA-568-C.2 Category 6A and IEC 61156-5 Category 6A component standards. Meets requirements of IEEE 802.3at for PoE Plus

Anixter No.	Vendor No.	Description
307325	CJ6X88TGBL	Black
307322	CJ6X88TGBU	Blue
307319	CJ6X88TGEI	Electric ivory
307323	CJ6X88TGGR	Green
307320	CJ6X88TGIG	International gray
307317	CJ6X88TGIW	Off white
307327	CJ6X88TGOR	Orange
307321	CJ6X88TGRD	Red
307326	CJ6X88TGVL	Violet
323290	CJ6X88TGW	White
307324	CJ6X88TGYL	Yellow

Additional colors available upon request.

MINI-COM TX6 PLUS UTP Jack Module - Category 6

PANDUIT



MINI-COM TX6 PLUS Jack Modules are Category 6 RJ45 8-position, 8-wire, universal, patent-pending modules that utilize enhanced GIGA-TX Technology for termination, which optimizes performance by maintaining cable pair geometry and eliminating conductor untwist. Each jack module is 100 percent tested to ensure NEXT and RL performance and is individually serialized for traceability. Compatible with MINI-COM patch panels, faceplates and surface-mount boxes.

FEATURES

- Terminates 4-pair, 26 to 22 AWG, 100 ohm, solid or stranded, shielded twisted-pair cable
- T568A/B universally wired, termination cap color coded for both wiring schemes
- No punch-down tool required; termination tool (EGJT) ensures conductors are fully terminated
- Optional termination tool (TGJT) reduces termination time by 25 percent
- Off white termination cap designates Category 6 PLUS performance
- Accepts 6- and 8-position modular plugs without damage
- Can be reterminated a minimum of 20 times
- Can be clearly identified with optional labels and icons

Technical Information & Standards

Exceeds requirements of ANSI/TIA-568-C.2 Category 6, IEEE 802.3an-2006 and ISO 11801 Class E channel standards
Exceeds requirements of ANSI/TIA-568-C.2 Category 6 and IEC 61156-5 Category 6 component standards
Meet requirements IEEE 802.af and IEEE 802.3at for PoE applications

Anixter No.	Vendor No.	Description
311268	CJ688TGBL	Black
311321	CJ688TGBU	Blue
311322	CJ688TGEI	Electric ivory
311323	CJ688TGGR	Green
311324	CJ688TGIG	International gray
311325	CJ688TGIW	Off white
311326	CJ688TGOR	Orange
311327	CJ688TGRD	Red
311328	CJ688TGVL	Violet
311329	CJ688TGW	White

PANDUIT Information Outlets

MINI-COM TX5e UTP Jack Module - Category 5e

PANDUIT



MINI-COM TX5e UTP Jack Modules are Category 5e RJ45 8-position, 8-wire, universal modules that utilize enhanced GIGA-TX Technology for termination, which optimizes performance by maintaining cable pair geometry and eliminating conductor untwist. Each jack module is 100 percent tested to ensure NEXT and RL performance and is individually serialized for traceability. Compatible with MINI-COM patch panels, faceplates and surface-mount boxes.

FEATURES

- Terminates 4-pair, 26 to 22 AWG, 100 ohm, solid or stranded, shielded twisted-pair cable
- T568A/B universally wired, termination cap is color-coded for both wiring schemes
- No punch-down tool required; termination tool (EGJT) ensures conductors are fully terminated
- Optional termination tool (TGJT) reduces termination time by 25 percent
- Can be reterminated a minimum of 20 times
- Red termination cap designates Category 5e performance and provides a positive strain relief
- Accepts 6- and 8-position modular plugs without damage
- Can be clearly identified with optional labels and icons

Technical Information & Standards

Exceeds requirements of ANSI/TIA-568-C.2 Category 5e, IEEE 802.3an-2006, and ISO 11801 Class D channel standards

Exceeds requirements of ANSI/TIA-568-C.2 Category 5e and IEC 61156-5 Category 5e component standards

Meet requirements of IEEE 802.af and IEEE 802.3at for PoE applications

Anixter No.	Vendor No.	Description
311330	CJ5E88TGBl	Black
311332	CJ5E88TGBlU	Blue
311333	CJ5E88TGEl	Electric ivory
311340	CJ5E88TGGR	Green
311334	CJ5E88TGIG	International gray
311335	CJ5E88TGIW	Off white
311336	CJ5E88TGOR	Orange
311337	CJ5E88TGRD	Red
311341	CJ5E88TGVL	Violet
311338	CJ5E88TGWH	White
311339	CJ5E88TGYL	Yellow

MINI-COM Category 5e UTP Coupler Module

PANDUIT



MINI-COM TX5e coupler modules are Category 5e RJ45 8-position, 8-wire-to-RJ45 8-position, 8-wire universal, female pass-through modules.

FEATURES

- RJ45 female to RJ45 female pass-through module
- Accepts 6- and 8-position modular plugs without damage
- Can be clearly identified with optional labels and icons
- Not suitable for surface-mount box applications

Technical Information & Standards

Designed to exceed ANSI/TIA-568-C.2 Category 5e and ISO 11801 2nd Edition Class D channel standards

Meet requirements of IEEE 802.af and IEEE 802.3at for PoE applications

Anixter No.	Vendor No.	Description
311344	CC5E88BL	Black
311348	CC5E88IW	Off white

MINI-COM MINI-JACK Category 3 UTP Jack Modules

PANDUIT



The MINI-COM MINI-JACK Category 3 UTP Jack Modules terminate 4-pair, 24 and 22 AWG, 100 ohm, solid, unshielded, twisted-pair cabling.

FEATURES

- 8-position, 8-wire universal module
- Termination cap is color-coded for T568A and T568B wiring schemes
- Patented lead-frame termination style ensures twists are maintained to within 1/2 in.
- No punch-down tool required; optional termination tool (CJT-X) ensures conductors are fully terminated
- Termination cap provides excellent strain relief; helps control cable bend radius and securely retains wires
- Clear removable termination cap provides easy troubleshooting
- Accepts 6- and 8-position modular plugs without damage
- White-colored module base designates Category 3 performance

Technical Information & Standards

CJ88 modules are ANSI/TIA Category 3 compliant

Continued on next page >>

PANDUIT Information Outlets

(continued) MINI-COM MINI-JACK Category 3 UTP Jack Modules

8W8P - CATEGORY 3 - 8-POSITION 8-WIRE

Universally A/B wired

Anixter No.	Vendor No.	Description
174022	CJ88IWY	Off white
174023	CJ88EY	Electric ivory
192987	CJ88BLY	Black
201489	CJ88WHY	White
522747	CJ88IGY	International gray

6W6P (RJ11 TYPE) - 8-POSITION 8-WIRE

USOC wiring

Anixter No.	Vendor No.	Description
174024	CJ66UWY	Off white
174025	CJ66EY	Electric ivory
180501	CJ66UGY	International gray
185764	CJ66UWHY	White
196289	CJ66UBLY	Black

6W6P (RJ11 TYPE) - 6-POSITION 6-WIRE

Anixter No.	Vendor No.	Description
174026	CJ66IWY	Off white
174027	CJ66EY	Electric ivory
520185	CJ66BLY	Black
195750	CJ66WHY	White
243790	CJ66IGY	International gray

4W6P (RJ11 TYPE) - 6-POSITION 4-WIRE

Anixter No.	Vendor No.	Description
174028	CJ64IWY	Off white
174029	CJ64EY	Electric ivory
175673	CJ64WHY	White
215339	CJ64BLY	Black
223110	CJ64IGY	International gray

TERMINATION SNAP TOOL

Anixter No.	Vendor No.	Description
175030	CJT-X	Terminates all MINI-COM MINI-JACK modules

MINI-COM Modules

PANDUIT



MINI-COM Modules snap in and out of all MINI-COM modular patch panels, faceplates and surface-mount boxes for fast moves, adds and changes and all MINI-COM modular patch panels for closet applications. Modules snap in and out individually, enabling you to customize each and every installation to meet your exact requirements.

50 OHM BNC COAX COUPLER MODULE

Anixter No.	Vendor No.	Description
225507	CMBABLY	Black
174031	CMBAEY	Electric ivory
174030	CMBAWY	Off white

75 OHM BNC COAX COUPLER MODULE

Anixter No.	Vendor No.	Description
231409	CMBA75BLY	Black
255074	CMBA75EY	Electric ivory
235132	CMBA75WY	Off white

F-TYPE COUPLER MODULE

Anixter No.	Vendor No.	Description
286338	CMFBL	Black
286337	CMFEI	Electric ivory
286340	CMFIG	International gray
286336	CMFIW	Off white
286339	CMFWH	White

F-TYPE MODULES - SELF TERMINATING

Anixter No.	Vendor No.	Description
251905	CMFSREY	Electric ivory
268189	CMFSRIGY	International gray
268187	CMFSRIWY	Off white
268188	CMFSRWHY	White

RCA PASS-THROUGH MODULES

Anixter No.	Vendor No.	Description
250682	CMRPRW	Off white with red insert
250684	CMRPWW	Off white with white insert
250683	CMRPYW	Off white with yellow insert

PANDUIT Information Outlets

MINI-COM RCA 110-STYLE PUNCH-DOWN MODULES

Anixter No.	Vendor No.	Description
251984	CJRREI	Red insert, electric ivory module
251985	CJRRIW	Red insert, off white module
241412	CJRRWH	Red insert, white module
251986	CJRWEI	White insert, electric ivory module
250681	CJRYIW	Yellow insert, off white module
250679	CJRWIW	White insert, off white module

S-VIDEO 110-STYLE PUNCH-DOWN MODULE

Anixter No.	Vendor No.	Description
251988	CJSVIW	Off white

MINI-COM S-VIDEO PASS-THROUGH MODULE

Anixter No.	Vendor No.	Description
272117	CMSVCIWY	Off white

BLANK MODULES

Packs of 10

Anixter No.	Vendor No.	Description
266822	CMBBL-X	Blank module for one adapter space, black
266823	CMBEI-X	Electric ivory
266824	CMBIG-X	International gray
266820	CMBIW-X	Off white
266825	CMBWH-X	White

15-PIN HIGH-DENSITY D-SUBMINIATURE MODULE

Anixter No.	Vendor No.	Description
331399	CMD15HDBLY	Black
331396	CMD15HDEIY	Electric ivory
331397	CMD15HDIGY	International gray
331395	CMD15HDIWY	Off white

MINI-COM 3.5 MM STEREO CONNECTOR AND COUPLER MODULES

Anixter No.	Vendor No.	Description
385777	CM35MSCIWY	Stereo coupler module, off white
318605	CM35MSSIW	Stereo connector, off white

MINI-COM 5-WAY BINDING POST MODULES

Anixter No.	Vendor No.	Description
337104	CMBPBIWY	Off white module, post with black stripe
341797	CMBPRIWY	Off white module, post with red stripe

MINI-COM HDMI COUPLER

Anixter No.	Vendor No.	Description
CMHDMIW	CMHDMIW	Off white

MINI-COM USB COUPLER

Anixter No.	Vendor No.	Description
447610	CMUSBAIW	Off white

MINI-COM TX Shielded Modules

PANDUIT



MINI-COM TX Shielded Modules include the TX6 10Gig, TX6 Plus and TX5e shielded jack modules that are each 8-position, 8-wire, universal modules that utilize patent-pending enhanced GIGA-TX Technology for termination, which optimizes performance by maintaining cable pair geometry and eliminating conductor untwist. Each module contains an integral shield with optional 0.187 in. grounding tab, which provides a conductive path to ground. Each jack module is 100 percent tested to ensure NEXT and RL performance and is individually serialized for traceability. Compatible with MINI-COM patch panels, faceplates and surface-mount boxes.

FEATURES

- Terminates 4-pair, 24 or 22 AWG, 100 ohm, solid or stranded, shielded, twisted-pair cable
- T568A/B universally wired
- Complies with EN 55022 radiated emissions limit
- CJS6X88TGY exceeds draft requirements of ANSI/TIA-568-C.2 Category 6A and ISO 11801 Class E_A and IEEE 802.3an-2006 channel requirements for supporting 10GBASE-T
- CJS688TGY AND CJS5E88TGY exceed ANSI/TIA-568-C.2 Category 6 and 5e, IEEE 802.3an-2006 and ISO 11801 2nd Edition Class E channel standards
- Meet requirements of IEEE 802.af and 802.3at for PoE applications
- No punch-down tool required, termination tool (EGJT) ensures conductors are fully terminated
- Optional termination tool (TGJT) reduces termination time by 25 percent, ideal for high-volume installations
- Can be reterminated a minimum of 20 times
- Colored termination cap designates performance and provides positive strain relief

Anixter No.	Vendor No.	Description
311351	CJS6X88TGY	Augmented Category 6, 10 Gbps
311352	CJS688TGY	Category 6
311353	CJS5E88TGY	Category 5e

PANDUIT Faceplates

MINI-COM Classic Series Faceplates with Labels

PANDUIT



MINI-COM Classic Series Faceplates accept MINI-COM modules for STP and UTP (including Category 5e and Category 6), fiber optic and audio/video, which snap in and out for easy moves, adds and changes. The ULTIMATE ID products are designed to efficiently support the ANSI/TIA-606-A standard labeling requirements. Labels sold separately for ULTIMATE ID products.

2-PORT

Anixter No.	Vendor No.	Description
224360	CFPL2EIY	Electric ivory
234233	CFPL2IWY	Off white
245448	CFPL2WHY	White

2-PORT SLOPED Icon slots

Anixter No.	Vendor No.	Description
236637	CFPSL2EIY	Electric ivory
251891	CFPSL2IWY	Off white
251892	CFPSL2WHY	White

2-PORT ULTIMATE ID

Anixter No.	Vendor No.	Description
268990	UICFP2EI	Electric ivory
268991	UICFP2IG	International gray
268992	UICFP2IW	Off white
268993	UICFP2WH	White

3-PORT

Anixter No.	Vendor No.	Description
239566	CFPL3EIY	Electric ivory
239568	CFPL3IWY	Off white

4-PORT

Anixter No.	Vendor No.	Description
224361	CFPL4EIY	Electric ivory
222194	CFPL4IWY	Off white
242529	CFPL4WHY	White

4-PORT SLOPED Icon slots

Anixter No.	Vendor No.	Description
251893	CFPSL4EIY	Electric ivory
251894	CFPSL4IWY	Off white
251895	CFPSL4WHY	White

4-PORT SLOPED HORIZONTAL WITH LABELS

Anixter No.	Vendor No.	Description
243787	CFPHSL4EI	Electric ivory
251888	CFPHSL4IW	Off white

4-PORT ULTIMATE ID

Anixter No.	Vendor No.	Description
268994	UICFP4EI	Electric ivory
268995	UICFP4IG	International gray
268996	UICFP4IW	Off white
268997	UICFP4WH	White

6-PORT

Anixter No.	Vendor No.	Description
232314	CFPL6EIY	Electric ivory
222195	CFPL6IWY	Off white
230854	CFPL6WHY	White

6-PORT ULTIMATE ID

Anixter No.	Vendor No.	Description
283423	UICFP6EI	Electric ivory
268998	UICFP6IG	International gray
268999	UICFP6IW	Off white

6-PORT SLOPED

Anixter No.	Vendor No.	Description
317695	CFPSL6EIY	Electric ivory
267162	PG-5718	Off white
342484	CFPSL6WHY	White
447263	CFPSL6IGY	International gray

SINGLE-GANG STAINLESS STEEL WITH LABELS



Anixter No.	Vendor No.	Description
330437	CFPL2SY	2-port
330441	CFPL4SY	4-port
330463	CFPL6SY	6-port

DOUBLE-GANG STAINLESS STEEL WITH LABELS

Anixter No.	Vendor No.	Description
331371	CFPL4S-2GY	4-port
331372	CFPL8S-2GY	8-port

4-PORT TAMPER- AND WATER-RESISTANT

Anixter No.	Vendor No.	Description
244885	CFPTR4EI	Tamper-resistant, electric ivory
256146	UICFPTR4EI	Tamper-resistant, ULTIMATE ID, electric ivory

PANDUIT Faceplates

Anixter No.	Vendor No.	Description
283572	CFPWR4IG	Water-resistant, international gray
287183	CFPWR4CIG	Water-resistant, international gray base, clear cover

The ULTIMATE ID labels can be clearly identified with the PANTHER LS8E or COUGAR LS9 Hand-held Label Printer and Cartridge; see Part No. 348568 or 348455, respectively.

MINI-COM Classic Series Vertical Faceplates

PANDUIT

Accept MINI-COM Modules for STP and UTP (including Category 5e and Category 6), fiber optic and audio/video, which snap in and out for easy moves, adds and changes.

1-PORT, SINGLE-GANG

Anixter No.	Vendor No.	Description
204425	CFP1EI	Electric ivory
201586	CFP1IW	Off white
195751	CFP1WH	White



2-PORT, SINGLE-GANG

Anixter No.	Vendor No.	Description
204426	CFP2EI	Electric ivory
234754	CFP2IG	International gray
199891	CFP2IW	Off white
195752	CFP2WH	White

4-PORT, SINGLE-GANG



Anixter No.	Vendor No.	Description
204427	CFP4EI	Electric ivory
223465	CFP4IG	International gray
199892	CFP4IW	Off white
195753	CFP4WH	White

4-PORT, SINGLE-GANG SLOPED FACEPLATE KIT



Anixter No.	Vendor No.	Description
204177	CFPS4EI	Electric ivory
204176	CFPS4IW	Off white

12-PORT, DOUBLE-GANG KIT

Includes six flat-module inserts (two module spaces each)

Anixter No.	Vendor No.	Description
251886	CFPF12EI-2G	Electric ivory
251887	CFPF12IG-2G	International gray
238088	CFPF12IW-2G	Off White
215024	CFPF12WH-2G	White

SINGLE-GANG STAINLESS STEEL

Anixter No.	Vendor No.	Description
251897	CFP2SY	2-port
237910	CFP4SY	4-port
251900	CFP6SY	6-port

DOUBLE-GANG STAINLESS STEEL

Anixter No.	Vendor No.	Description
251898	CFP4S-2GY	4-port
251901	CFP8S-2GY	8-port

Copper Connectivity Solutions

PANDUIT Faceplates

MINI-COM Classic Series Horizontal Faceplates

PANDUIT

Accept MINI-COM Modules for STP and UTP (including Category 5e and Category 6), fiber optic and audio/video, which snap in and out for easy moves, adds and changes. Both horizontal faceplates are single-gang.

24-PORT, SINGLE-GANG



Anixter No.	Vendor No.	Description
243785	CFPH2EI	Electric ivory
199814	CFPH2IW	Off white
225983	CFPH2WH	White

4-PORT, SINGLE-GANG



Anixter No.	Vendor No.	Description
232313	CFPH4EI	Electric ivory
199889	CFPH4IW	Off white
251889	CFPH4IG	International gray
251890	CFPH4WH	White

4-PORT SLOPED HORIZONTAL WITH LABELS

Anixter No.	Vendor No.	Description
243787	CFPHSL4EI	Electric ivory
251888	CFPHSL4IW	Off white

MINI-COM Sloped Executive Faceplates

PANDUIT



MINI-COM Sloped Executive Faceplate Kits feature the aesthetic appeal of the Executive Series faceplate, the technical benefits of a sloped outlet and the flexibility of single snap-in modules. Kit includes one faceplate frame and two sloped inserts. Accept MINI-COM Modules for STP and UTP (including Category 5e and Category 6), fiber optic, and audio/video, which snap in and out for easy moves, adds and changes.

FEATURES

- Mounting screws
- Labels
- Label cover/screw covers

4-PORT SLOPED EXECUTIVE SERIES FACEPLATE KITS

Anixter No.	Vendor No.	Description
174005	CFPSE4EIY	Electric ivory
174984	CFPSE4IGY	International gray
174004	CFPSE4IWY	Off white
174982	CFPSE4WHY	White

MINI-COM Faceplate Frames and Inserts

PANDUIT

MINI-COM Faceplate Frames and Inserts allow you to assemble your own custom faceplates. The front removable inserts allow you to create sloped or flush outlets. You can even mix or match the inserts to meet your exact requirements. The bezels are available in both single- and double-gang styles.

CLASSIC SINGLE-GANG FACEPLATE FRAME



Accepts two 1/2-size inserts or three 1/3-size inserts

Anixter No.	Vendor No.	Description
204179	CBEI	Electric ivory
204178	CBIW	Off white
263642	CBWH	White

PANDUIT Faceplates

CLASSIC DOUBLE-GANG FACEPLATE FRAME

Anixter No.	Vendor No.	Description
204181	CBEI-2G	Electric ivory
204180	CBIW-2G	Off white

EXECUTIVE SINGLE-GANG FACEPLATE FRAME (LABELS AND COVERS INCLUDED)

Accepts two 1/2-size inserts or three 1/3-size inserts

Anixter No.	Vendor No.	Description
196070	CBEELY	Black
182398	CBEIY	Electric ivory
525697	CBEIGY	International gray
190988	CBEIWY	Off white
192424	CBEWHY	White

EXECUTIVE DOUBLE-GANG FACEPLATE FRAME (LABELS AND COVERS INCLUDED)



Accepts four 1/2-size inserts or six 1/3-size inserts

Anixter No.	Vendor No.	Description
196072	CBEEL-2GY	Black
182401	CBEEL-2GY	Electric ivory
204336	CBEIG-2GY	International gray
190989	CBEIW-2GY	Off white
204337	CBEWH-2GY	White

2-MODULE-SPACE SLOPED INSERT (1/2-SIZE)

30° slope provides optimum angle. Packs of 10

Anixter No.	Vendor No.	Description
190991	CHS2EI-X	Electric ivory
204333	CHS2IG-X	International gray
267321	CHS2IW-X	Off white
197873	CHS2WH-X	White

2-MODULE-SPACE SLOPED INSERT WITH PROTECTIVE SHUTTERS (1/2-SIZE)



10 per package

Anixter No.	Vendor No.	Description
190993	CHS2SEI-X	Electric ivory
204335	CHS2SIG-X	International gray
190992	CHS2SIW-X	Off white
204334	CHS2SWH-X	White

2-MODULE-SPACE FLAT INSERT (1/2-SIZE)

10 per package

Anixter No.	Vendor No.	Description
182395	CHF2EI-X	Electric ivory
204339	CHF2IG-X	International gray
190994	CHF2IW-X	Off white
204340	CHF2WH-X	White

2-MODULE-SPACE BLANK INSERT (1/2-SIZE)

10 per package

Anixter No.	Vendor No.	Description
182392	CHB2EI-X	Electric ivory
204341	CHB2IG-X	International gray
190995	CHB2IW-X	Off white
204342	CHB2WH-X	White

2-MODULE-SPACE FLAT INSERT (1/3-SIZE)



10 per package

Anixter No.	Vendor No.	Description
191129	CHF2MEI-X	Electric ivory
204347	CHF2MIG-X	International gray
191128	CHF2MIW-X	Off white
204348	CHF2MWH-X	White

2-MODULE-SPACE BLANK INSERT (1/3-SIZE)



10 per package

Anixter No.	Vendor No.	Description
191132	CHB2MEI-X	Electric ivory
204351	CHB2MIG-X	International gray
195958	CHB2MIW-X	Off white
204352	CHB2MWH-X	White

Continued on next page >>

PANDUIT Faceplates

(continued) MINI-COM Faceplate Frames and Inserts

2-MODULE-SPACE SLOPED RECESSED INSERT (1/2-SIZE)



10 per package

Anixter No.	Vendor No.	Description
201253	CHSRE2EI-X	Electric ivory
204175	CHSRE2IW-X	Off white
204431	CHSRE2WH-X	White

INSERTS WITH A/V MODULES



10 per package

Anixter No.	Vendor No.	Description
447323	CHR3RGBEI	Electric ivory with red, green and blue inserts
447324	CHR3RGBIG	International gray with red, green and blue inserts
CHR3RGBIW	CHR3RGBIW	Off white with red, green and blue inserts
359258	CHR3RGBWH	White with red, green and blue inserts
370361	CHR3WYREI	Electric ivory with white, yellow and red inserts
447326	CHR3WYRIG	International gray with white, yellow and red inserts
CHR3WYRIW	CHR3WYRIW	Off white with white, yellow and red inserts
360147	CHR3WYRWH	White with white, yellow and red inserts

D-SUBMINIATURE INSERTS



10 per package

Anixter No.	Vendor No.	Description
447346	CHD9CBLY	Black 9-pin
447347	CHD9CEIY	Electric ivory 9-pin
447748	CHD9CIGY	International gray 9-pin
329675	CHD9CIWY	Off white 9-pin
447348	CHD9CWHY	White 9-pin
447349	CHD15HDCBLY	Black 15-pin
264829	CHD15HDCIY	Electric ivory 15-pin
447350	CDH15HDCIGY	International gray 15-pin
251962	CHD15HDCIWY	Off white 15-pin
241410	CHD15HDCWHY	White 15-pin
267833	CHD15HDSCEIY	Electric ivory 15-pin with circuit board
447747	CHD15HDSIGY	International gray 15-pin with circuit board
CHD15HDSCIWY	CHD15HDSCIWY	Off white 15-pin with circuit board
319184	CHD15HDSWHY	White 15-pin with circuit board

MINI-COM "106" Frame

PANDUIT



MINI-COM "106" Frames allow you to use any standard 106 electrical faceplate to cover your communications outlet. They mount behind all standard NEMA electrical faceplates including stainless steel, brass, wood-grained or plastic materials. MINI-COM "106" Frames provide solutions for special communications applications such as power/telephone poles, tombstones and in-floor boxes. They accept MINI-COM Modules for STP and UTP (including Category 5e and Category 6), fiber optic and audio/video, which snap in and out for easy moves, adds and changes.

2-PORT

Anixter No.	Vendor No.	Description
244075	CF1062EIY	Electric ivory
251902	CF1062IGY	International gray

PANDUIT Faceplates

Anixter No.	Vendor No.	Description
251384	CF1062IWY	Off white
251387	CF1062WHY	White
4-PORT		
Anixter No.	Vendor No.	Description
196063	CF1064BLY	Black
190939	CF1064EY	Electric ivory
197872	CF1064IGY	International gray
190996	CF1064IWY	Off white
197871	CF1064WHY	White

MINI-COM "GFCI" Decora Module Frames

PANDUIT

These frames mount behind any GFCI electrical faceplate. They accept MINI-COM modules for STP and UTP (including Category 5e and Category 6), fiber optic and audio/video, which snap in and out for easy moves, adds and changes. Optional adhesive labels are available.

1-PORT

Anixter No.	Vendor No.	Description
209981	CFG1EI	Electric ivory
251880	CFG1IW	Off white
209983	CFG1WH	White

2-PORT

Anixter No.	Vendor No.	Description
213712	CFG2EI	Electric ivory
222600	CFG2IG	International gray
251881	CFG2IW	Off white
213713	CFG2WH	White

4-PORT

Anixter No.	Vendor No.	Description
204272	CFG4EI	Electric ivory
251883	CFG4IG	International gray
209984	CFG4IW	Off white
204273	CFG4WH	White

MINI-COM Modular Furniture Faceplate

PANDUIT



MINI-COM Modular Furniture Faceplates snap into knockouts found on modular furniture. They accept MINI-COM modules STP and UTP (including Category 5e and Category 6), fiber optic and audio/video, which snap in and out for easy moves, adds

and changes. They offer a pleasing design and smooth finish that blends in with the furniture. The 4-module-space furniture faceplates with labels are also available in ULTIMATE ID products; they are in compliance with the ANSI/TIA-606-A labeling requirement standards.

2-MODULE-SPACE ANGLED MODULAR FURNITURE FACEPLATES

Hold two standard connector modules. Depth to rear of modules: 0.600 in.

Anixter No.	Vendor No.	Description
242260	CFFPA2BL	Black
204424	CFFPA2EI	Electric ivory
204189	CFFPA2IW	Off White

4-MODULE-SPACE MODULAR FURNITURE FACEPLATES

Hold four standard connector modules. Depth to rear of modules: 0.972 in.

Anixter No.	Vendor No.	Description
173979	CFFP4BL	Black
174013	CFFP4EI	Electric ivory
180437	CFFP4IG	International gray
174012	CFFP4IW	Off white
197869	CFFP4WH	White

4-MODULE-SPACE ANGLED MODULAR FURNITURE FACEPLATES WITH LABELS

Anixter No.	Vendor No.	Description
355137	CFFPLA4BL	Black
447352	CFFPLA4EI	Electric ivory
447354	CFFPLA4IG	International gray
447356	CFFPLA4IW	Off white

4-MODULE-SPACE MODULAR FURNITURE FACEPLATES WITH LABELS

Hold four standard connector modules

Anixter No.	Vendor No.	Description
222850	CFFPL4BL	Black
268778	CFFPL4EI	Electric ivory
268779	CFFPL4IG	International gray
222849	CFFPL4IW	Off white

ULTIMATE ID MODULAR FURNITURE FACEPLATES

Hold up to four MINI-COM modules

Anixter No.	Vendor No.	Description
283431	UICFFP4BL	Black
283432	UICFFP4EI	Electric ivory
283433	UICFFP4IW	White

SNAP-ON MODULAR FURNITURE FACEPLATE EXTENDERS

Extend plates 1/2 in. (12.7 mm)

Anixter No.	Vendor No.	Description
157707	MFFPEBL	Black
174985	MFFPEEI	Electric ivory
181415	MFFPEIG	International gray
174976	MFFPEIW	Off White

Extender plate only works with CFFP4, CFFPL4 and UICFFP4.

PANDUIT Faceplates

Herman Miller Adapters

PANDUIT



Faceplates snap into knockouts found on Herman Miller furniture.

ACTION OFFICE SERIES 2 AND 3 AND ETHOSPACE BASELINE

Panel cutout requirements: 2.98 in. to 3.03 in. (74.37 to 76.96 mm) width x 1.88 in. to 1.91 in. (47.80 to 48.72 mm) height

Anixter No.	Vendor No.	Description
217133	CFFPHM4BL	Black
268781	CFFPHM4EI	Electric ivory
224216	CFFPHM4IW	Off White

ETHOSPACE BELTLINE SLOPED WITH LABELS AND LABEL COVERS

Panel cutout requirements: 3.44 in. (87.31 mm) width x 2.38 in. (60.33 mm) height

Anixter No.	Vendor No.	Description
239611	CFFPEBSL4BL	Black

PANDUIT Surface-mount Boxes

MINI-COM Surface-mount Boxes

PANDUIT

MINI-COM surface-mount boxes feature an extremely low-profile design to hold MINI-COM connectors. They accept MINI-COM modules for STP and UTP (including Category 5e and Category 6), fiber optic and audio/video, which snap in and out for easy moves, adds and changes.

FEATURES

- Adhesive backings
- Blank molded directly into the cover

1-MODULE-SPACE

0.90 in. H x 1.01 in. W x 1.88 in. L

Anixter No.	Vendor No.	Description
234746	CBX1EI-A	Electric ivory
234759	CBX1IG-A	International gray
234752	CBX1IW-A	Off white
234749	CBX1WH-A	White

2-MODULE-SPACE

0.91 in. H x 1.77 in. W x 2.44 in. L


Anixter No.	Vendor No.	Description
174988	CBXJ2BL-A	Black
174015	CBXJ2EI-A	Electric ivory
174986	CBXJ2IG-A	International gray
174014	CBXJ2IW-A	Off white
174987	CBXJ2WH-A	White

2-MODULE-SPACE

1.06 in. H x 1.95 in. W x 3.65 in. L

Anixter No.	Vendor No.	Description
197323	CBX2BL-AY	Black
223358	CBX2EI-AY	Electric ivory
234760	CBX2IG-AY	International gray
205100	CBX2IW-AY	Off white
215023	CBX2WH-AY	White

4-MODULE-SPACE, LOW-PROFILE



0.91 in. H x 3.2 in. W x 3.2 in. L. Mounting screw included

Anixter No.	Vendor No.	Description
235098	CBXC4EI-A	Electric ivory
204199	CBXC4IW-A	Off white
236291	CBXC4WH-A	White

4-MODULE-SPACE



1.1 in. H x 2.9 in. W x 4.5 in. L. Slots for cable ties, mounting screws, label holder/screw cover included

Anixter No.	Vendor No.	Description
195910	CBX4BL-AY	Black
183129	CBX4EI-AY	Electric ivory
192436	CBX4IG-AY	International gray
183126	CBX4IW-AY	Off white
520175	CBX4WH-AY	White


6-MODULE-SPACE



1.04 in. H x 4.95 in. W x 3.79 in. L. Slots for cable ties, mounting screws, label holder/screw cover included

Anixter No.	Vendor No.	Description
247307	CBXD6BL-AY	Black
248169	CBXD6EI-AY	Electric ivory
248172	CBXD6IG-AY	International gray
224359	CBXD6IW-AY	Off white
235557	CBXD6WH-AY	White

12-MODULE-SPACE



1.035 in. H x 5.71 in. W x 4.45 in. L. Includes mounting screws, label holder and screw cover

Anixter No.	Vendor No.	Description
206054	CBX12EI-AY	Electric ivory
204200	CBX12IW-AY	Off white

Copper Connectivity Solutions

PANDUIT Surface-mount Boxes

MINI-COM ULTIMATE ID Surface-mount Boxes

PANDUIT



FEATURES

- ULTIMATE ID components are part of a complete system for identification designed to efficiently support ANSI/TIA-606-A standard labeling requirements
- Accept MINI-COM modules for STP and UTP, fiber optic and audio/video, which snap in and out for easy moves, adds and changes
- Supplied with color-coordinated screw cover and clear station and port label covers; labels sold separately
- Can be clearly identified with PANTHER LS8E hand-held thermal transfer printer
- Nonadhesive, computer-printable label sheets for desktop printers and write-on labels available
- Replacement screw covers and label covers available. Optional icons available
- Custom mounting screws included
- Mounts easily with supplied mounting screws, adhesive tape or optional magnet pocket (CBM-X for 2-port boxes, CSBM-X for 4-port boxes)
- 4-port box comes standard with mounting tabs adjustable to a range of modular furniture openings

2-MODULE-SPACE



1.06 in. H x 1.95 in. W x 3.65 in. L

Anixter No.	Vendor No.	Description
313377	UICBX2IW-A	Off white

4-MODULE-SPACE



1.06 in. H x 3.69 in. W x 4.59 in. L

Anixter No.	Vendor No.	Description
313378	UICBX4IW-A	Off white

MINI-COM ULTIMATE ID Hybrid Box

PANDUIT



FEATURES

- ULTIMATE ID components are part of a complete system for identification designed to efficiently support ANSI/TIA-606-A standard labeling requirements and ANSI/TIA-568-B MuTOA requirements
- Accepts MINI-COM modules for STP and UTP, fiber optic and audio/video, which snap in and out for easy moves, adds and changes
- Provides independent access to copper and fiber optic connections
- Mounts to single-gang, double-gang or DIN opening
- A retention block snaps to the base and accepts any single-gang faceplate (up to six ports)
- Base accepts up to six MINI-COM Fiber Optic Modules
- Manages up to 12 meters of buffered fiber optic cable that is secured in place by cable tie mounting loops
- Cover snaps to base and is secured with a screw; includes a 6-position ULTIMATE ID label pocket to identify fiber optic connections; a clear screw cover is included for station identification
- Can be clearly identified with PANTHER LS8E hand-held thermal transfer printer
- Nonadhesive, computer-printable label sheets for desktop printers and write-on labels available
- Optional cover extension provides additional security of fiber connections
- Heat-shrink tubing included

Anixter No.	Vendor No.	Description
313373	UICBXH6IW-A	Hybrid box with cover
313375	UICBXHC6IW-A	Hybrid box with cover and cover extension
313376	UICBXHECIW	Cover extension for hybrid box

PANDUIT Surface-mount Boxes

MINI-COM MuTOA 6-port Outlet Box

PANDUIT



FEATURES

- Accepts MINI-COM modules for STP and UTP and audio/video, which snap in and out for easy moves, adds and changes
- Mounts easily with adhesive tape or optional magnet (CSBM-X)
- Two pass-through holes allow surface mounting with screws (not included)
- Expandable cable opening will adjust to different cable bundle sizes
- Accepts up to three 1/2-sloped inserts (shuttered or nonshuttered) for up to six modules (1/2-sloped inserts and modules not included)
- Two mounting eyelets (by the cable opening) allow the MuTOA to be suspended
- Cable tie support slot will hold cable bundle in place during assembly
- Ideal for preassembled cable runs

MUTOA 6-PORT OUTLET BOX

Cable entry opening: 0.695 in. (17.7 mm) to 0.825 in. (21.0 mm) diameter; overall dimensions 2.36 in. H x 1.81 in. W x 7.90 in. L (59.9 mm x 46 mm x 200.7 mm)

Anixter No.	Vendor No.	Description
313379	CM6PIW	Off white

Copper Connectivity Solutions

PANDUIT Patch Panels

DP6A 10GIG Patch Panels - Category 6A

PANDUIT



The DP6A 10GIG Patch Panels are Category 6A, 10 Gbps patch panels with 24 RJ45, 8-position, 8-wire to 110 punch-down ports. Through the use of the patent-pending Flex Technology, the modules deliver innovative connectivity to support 10 Gigabit Ethernet. Each panel port is 100 percent tested to ensure NEXT and RL performance and is individually serialized for traceability. Mounts to standard EIA 19 in. rack or 23 in. racks with optional extender brackets.

FEATURES

- Utilizes 110 punch-down termination on back panel and includes retention cap for each port
- Each port contains a universal label that is color-coded for T568A and T568B wiring schemes
- Angled versions allow for higher-density applications by easily routing the patch cords to each side of the panel, eliminating the need for horizontal cable management
- Terminates 4-pair, 22 to 26 AWG, 100 ohm, solid or stranded, twisted-pair cable
- Mounts to standard EIA 19 in. rack or 23 in. racks with optional extender bracket
- Write-on areas for port and panel identification
- Can be clearly identified with labels and icons
- Label kits (DPLK24 and DPLK48) contain adhesive label holder and labels for easy port and panel identification

Technical Information & Standards

Exceeds requirements of ANSI/TIA-568-C.2 Category 6A, IEEE 802.3an-2006, and ISO 11801 Class E_A channel standards

Exceeds requirements of ANSI/TIA-568-C.2 Category 6A and IEC 61156-5 Category 6A component standards

Meets draft requirements of IEEE 802.3at for PoE Plus

DP6 10GIG FLAT PATCH PANELS

Anixter No.	Vendor No.	Number of Ports	Rack Units
307300	DP246X88TGY	24	1
307301	DP486X88TGY	48	2

DP6 10GIG ANGLED PATCH PANELS

Anixter No.	Vendor No.	Number of Ports	Rack Units
311385	DPA246X88TGY	24	1
311386	DPA486X88TGY	48	2

Should be installed as part of complete TX6A 10GIG Copper Cabling System in order to achieve 10GBASE-T certified performance.

M6 and #12-24 mounting screws included.

Replaceable punch-down modules available, Part No. DRJ6X88TGBL.

Termination tool (PDT110) available.

DP6 PLUS UTP Patch Panels - Category 6

PANDUIT



The DP6 Plus Patch Panels are Category 6 patch panels with RJ45, 8-position, 8-wire to 110 punch-down ports. Each panel port is 100 percent tested to ensure NEXT and RL performance and is individually serialized for traceability. Mounts to standard EIA 19 in. rack or 23 in. racks with optional extender brackets.

FEATURES

- Utilizes 110 punch-down termination on back panel and includes retention cap for each port
- Each port contains a universal label that is color-coded for T568A/B wiring schemes
- Angled versions allow for higher-density applications by easily routing the patch cords to each side of the panel eliminating the need for horizontal cable management
- Terminates 4-pair, 22 to 26 AWG, 100 ohm, solid or stranded, twisted-pair cable
- Write-on areas for port and panel identification
- Can be clearly identified with labels and icons
- Label kits contain adhesive label holder and labels for easy port and panel identification

Technical Information & Standards

Exceeds ANSI/TIA-568-C.2 Category 6 and ISO 11801 2nd Edition Class E Standards

DP6 PLUS FLAT PATCH PANELS

Anixter No.	Vendor No.	Number of Ports	Rack Units
311397	DP12688TGY	12	N/A
311398	DP24688TGY	24	1
311399	DP48688TGY	48	2

DP6 PLUS ANGLED PATCH PANELS

Anixter No.	Vendor No.	Number of Ports	Rack Units
311400	DPA24688TGY	24	1
311401	DPA48688TGY	48	2

12-port panel mounts to an 89D bracket. Use Part No. 192866.

Copper Connectivity Solutions

PANDUIT Patch Panels

DP5e UTP Patch Panels

PANDUIT



The DP5e UTP Patch Panels are Category 5e patch panels with RJ45, 8-position, 8-wire to 110 punch-down ports. Each panel port is 100 percent tested to ensure NEXT and RL performance and is individually serialized for traceability. Mounts to standard EIA 19 in. rack or 23 in. racks with optional extender brackets.

FEATURES

- Utilizes 110 punch-down termination on back panel and includes retention cap for each port
- Each port contains a universal label that is color-coded for T568A/B wiring schemes
- Angled versions allow for higher-density applications by easily routing the patch cords to each side of the panel, eliminating the need for horizontal cable management
- Terminates 4-pair, 22 to 26 AWG, 100 ohm, solid or stranded, twisted-pair cable
- Write-on areas for port and panel identification
- Can be clearly identified with labels and icons
- Label kits contain adhesive label holder and labels for easy port and panel identification

Technical Information & Standards

Exceeds ANSI/TIA-568-C.2 Category 5e and ISO 11801 2nd Edition Class D Standards

DP5E FLAT PATCH PANELS

Anixter No.	Vendor No.	Number of Ports	Rack Units
326674	DP125E88TGY	12	N/A
311403	DP245E88TGY	24	1
311404	DP485E88TGY	48	2

DP5E ANGLED PATCH PANELS

Anixter No.	Vendor No.	Number of Ports	Rack Units
311405	DPA245E88TGY	24	1
311406	DPA485E88TGY	48	2

The 12-port version mounts to an 89D bracket. See Part No. 192866.

DPoE Power Patch Panels

PANDUIT



DPoE Power Patch Panels offer high-density, managed power solutions in a space-saving 1RU design that helps utilize available space by requiring only 38 percent of the rack space typically used by traditional midspans, using approximately half the patch cords necessary for traditional midspans and eliminating the need for additional horizontal cable management.

FEATURES

- Deliver reliable, cost-effective Power over Ethernet for permanent installations
- Combine patching and power in a single device, occupying only one rack space
- Supports 15.4 W to every port
- Fully compliant with IEEE 802.3af standards
- Eliminate power budget load balancing
- Offer RJ45 terminations with LEDs on front of panels to indicate port powering or port status and 110 punch-down terminations on rear of panel for networking management connections
- Dissipates significantly less heat than comparable network equipment
- Includes DPoE Element Manager Software CD, rack-mount screws, grounding strap and lug, and power harness
- Requires 48 V DC power supply

Anixter No.	Vendor No.	Description
356833	DPOE24U1XG	24-port UTP 1 GbE 10/100/1000 power patch panel

MINI-COM TX6 PLUS Modular Patch Panel Kits - Category 6

PANDUIT



The MINI-COM Modular Patch Panel Kits feature PANDUIT's MINI-COM TX6 jack modules, in black. They are available in 24- or 48-port configurations with color-coded termination cap for T568A and T568B wiring schemes.

FEATURES

- T568A/B universally wired

Technical Information & Standards

ANSI/TIA Category 6 compliant

Anixter No.	Vendor No.	Number of Ports	Rack Units
401954	CPPK6G24WBL	24	1
406619	CPPKL6G24WBL	24	1
406615	CPPKLA6G24WBL	24	1

Copper Connectivity Solutions

PANDUIT Patch Panels

ULTIMATE ID Modular Patch Panels

PANDUIT



FEATURES

- Designed to efficiently support ANSI/TIA-606-A standard labeling requirements
- Mount to standard EIA 19 in. racks or 23 in. racks with optional extender bracket
- Accepts MINI-COM modules for STP and UTP (including Category 5e and Category 6)
- Fiber optic and coax, which snap in and out for easy moves, and changes can be clearly identified with PANTHER LS8E Hand-held Thermal Transfer Printer
- Computer printable label sheets for desktop printers and write-on labels are available
- Replacement label covers are available
- Labels sold separately

FLAT

Anixter No.	Vendor No.	Number of Ports	Rack Units
277737	UICMPP24BLY	24	1
277734	UICMPP48BLY	48	2

ANGLED

Anixter No.	Vendor No.	Number of Ports	Rack Units
283426	UICMPPA24BLY	24	1
283429	UICMPPA48BLY	48	2

MINI-COM Modular Snap-In Faceplate Patch Panels

PANDUIT



MINI-COM Snap-In Faceplate Patch Panels accept MINI-COM modules for UTP (including Category 5e and Category 6), fiber optic and audio/video, which snap in and out for easy moves, adds and changes. All panels are supplied with snap-in faceplates, which provide additional color-coding options. Faceplates are in groups of 4-ports.

WITHOUT LABELS

Supplied with factory-installed, CFFP4-type, snap-in faceplates

Anixter No.	Vendor No.	Number of Ports	Rack Units
181432	CPP12WBL	12	1
175037	CPP24WBL	24	1
175035	CPP48WBL	48	2

WITH LABELS

Supplied with factory-installed, CFFPL4-type, snap-in faceplates

Anixter No.	Vendor No.	Number of Ports	Rack Units
224234	CPPL24WBL	24	1
224235	CPPL48WBL	48	2

WITH LABELS, ANGLED

Supplied with factory-installed, CFFPL4-type, front-removable, snap-in faceplates

Anixter No.	Vendor No.	Number of Ports	Rack Units
251919	CPPLA24WBL	24	1
251922	CPPLA48WBL	48	2

FLUSH MOUNT

Rear-mounted faceplates allow modules to be flush with front of patch panel

Anixter No.	Vendor No.	Number of Ports	Rack Units
273855	CPP24FMWBL	24	1
273856	CPP48FMWBL	48	2
338392	CPP72FMWBL	72	2

FLUSH MOUNT, ANGLED

Rear-mounted faceplates allow modules to be flush with front of patch panel.

Anixter No.	Vendor No.	Number of Ports	Rack Units
330728	CPPA24FMWBL	24	1
322428	CPPA48FMWBL	48	2

12-port version mounts to an 89D bracket. See Part No. 192866.

MINI-COM Modular 6-port Faceplate Patch Panels

PANDUIT



These panels have high-density groups of 6-ports (24 ports per rack space). The faceplates are removable from the front. Accept MINI-COM modules for UTP (including Category 5e and Category 6), fiber optic and audio/video, which snap in and out for easy moves, adds and changes. Include labels and label covers (labels include preprinted numbers).

Anixter No.	Vendor No.	Number of Ports
247794	CPPL24M6BLY	24
247795	CPPL48M6BLY	48

PANDUIT Patch Panels

MINI-COM 12-port Snap-In Faceplate Patch Panels

PANDUIT



This patch panel is supplied with three CFFP4-type, snap-in faceplates. Accepts MINI-COM modules for UTP (including Category 5e and Category 6), fiber optic and audio/video, which snap in and out for easy moves, adds and changes. Color is black.

FEATURES

- No need for 89D brackets
- Mounts to modular furniture
- Can be mounted on floor
- Can be vertically or horizontally wall-mounted

Anixter No.	Vendor No.	Description
201078	CWPP12WBL	12-port patch panel supplied with three factory installed CFFP4 snap-in faceplates with integrated wall-mount bracket
181432	CPP12WBL	12-port patch panel mounts to standard 89D bracket (WB89D)
192866	WB89D	Wall-mount bracket accepts 12-port snap-in faceplate patch panel

DATA-PATCH 10/100BASE-T Patch Panels

PANDUIT



The DATA-PATCH Panels consist of RJ24 ports wired to female RJ21 telco (50-pin/25-pair) connectors with hook-and-loop fasteners. The panel PC board is wired for 10BASE-T and 100BASE-T Ethernet applications, using pins 1, 2 and 3, 6. The panels come with hook-and-loop fasteners to secure attached cable assemblies. Dimensions are 19 in. W x 1.39 in. D.

FEATURES

- Does not require use of a punch-down tool
- Mounts to standard EIA 19 in. rack or 23 in. racks with optional extender bracket
- Write-on areas for port and panel identification
- Optional label covers available (DPLT and DPLF)
- Can be clearly identified with labels and icons

Anixter No.	Vendor No.	Ports	Height (in.)
206981	DP24584TV25Y	24-port	1.72
204318	DP48584TV25Y	48-port	3.47

These panels are Category 5e rated (in the channel) when used with PANDUIT's Category 5e 25-pair patch cords. See PANDUIT's Patch Cords section.

DATA-PATCH Category 5e RJ45 to RJ21 Patch Panel

PANDUIT



The Category 5e DATA-PATCH Panel consists of female telco 50-pin/25-pair connectors with hook-and-loop fasteners wired per RJ21 industry standard for backward compatibility. The panels come with hook-and-loop fasteners to secure attached cable assemblies. Mounts to standard EIA 19 in. rack or 23 in. racks with optional extender brackets.

FEATURES

- Designed to exceed ANSI/TIA-568-C.2 Category 5e and ISO 11801 2nd Edition Class D Standards
- Each RJ45 port is fully wired for Category 5e
- Does not require punch-down tool
- Write-on areas for port and panel identification
- Can be clearly identified with labels and icons
- Label/label cover kit providing port and panel identification available

Anixter No.	Vendor No.	Description
372591	DP245E88TV25	19 in. (482.6 mm) W x 1.39 in. (35.3 mm) D x 1.72 in. (43.7 mm) H

Copper Connectivity Solutions

PANDUIT Patch Panels

Voice Patch Panel

PANDUIT



This panel consists of a single female telco RJ21 (50-pin/25-pair) connector with hook-and-loop fasteners wired for common active voice equipment. It has 24 RJ45 ports with pins 4 and 5 active in each port. Telco connector with hook-and-loop screw connectors accommodates 180-, 110-, or 90-degree patch cord connectors on the back of the patch panel. Mounts to standard EIA 19 in. or 23 in. racks with optional extender bracket.

FEATURES

- No punch-down tool required
- Write-on areas for port identification
- Optional labels and icons

Anixter No.	Vendor No.	Number of Ports	Rack Units
236509	VP24382TV25Y	24	1

Coupler Patch Panels

PANDUIT



These are 24-port coupler patch panels with 24 pre-installed RJ45 Category 5e or Category 6 couplers. It mounts to a standard EIA 19 in. rack, or 23 in. rack with an optional extender bracket.

FEATURES

- Category 5e version exceeds ANSI/TIA-568-C.2 Category 5e and all ISO 11801 2nd Edition Class D channel requirements at swept frequencies up to 100 MHz
- Category 6 version exceeds performance requirements of the ANSI/TIA-568-C.2 Category 6 and ISO 11801 2nd Edition Class E channel standards
- Coupler panel ports provide fast and easy plug-and-play connection of RJ45 patch cord

Anixter No.	Vendor No.	Description
313322	CP245E88BLY	Category 5e coupler patch panel, flat
373749	CP24688BL	Category 6 coupler patch panel, flat

RJ45 Jack Blockout Device

PANDUIT



The RJ45 jack blockout device provides a simple and secure method to control access to data and deter vandalism to jacks. The jack module blockout device saves time and money associated with downtime, data security breaches, hardware replacement and infrastructure repair. The innovative design snaps into RJ45 jacks and is released with the removal tool, ensuring the safety and security of your network infrastructure.

FEATURES

- Tamper-resistant design blocks unauthorized access to jacks and potentially harmful foreign objects
- Compatible with most RJ45 jacks to accommodate a variety of applications and does not interfere with jack contact
- Compact, low-profile design allows device to be installed or removed without interfering with adjacent jacks or hardware
- Device may only be released with the special removal tool, ensuring the safety and security of your network infrastructure
- Available in nine colors for enabling color-coding for visual identification
- Package includes (10) blockout devices and (1) black removal tool

Anixter No.	Vendor No.	Description
323164	PSL-DCJB	Red
330732	PSL-DCJB-BL	Black
376868	PSL-DCJB-BU	Blue
399480	PSL-DCJB-GR	Green
447501	PSL-DCJB-YL	Yellow
387777	PSL-DCJB-OR	Orange
380747	PSL-DCJB-IW	International white
447502	PSL-DCJB-IG	International gray
447503	PSL-DCJB-VL	Violet

PANDUIT Cross-connect and Accessories

GP6 PLUS Category 6 Punch-down System

PANDUIT

The PANDUIT GP6 PLUS Punch-down System is used for interconnect or cross-connect of workstation Category 6 cabling to equipment cabling in an equipment room, telecommunications closet or in a main distribution frame. The system is specifically designed for voice and data applications where the equipment room is filled to capacity with existing interconnect punch-down hardware. GP6 PLUS high-density bases increase the existing capacity of a Category 6 punch-down application by 44 percent. The GP6 PLUS standard-density bases are specifically designed to accommodate flat cable. GP6 PLUS product terminates most 22 to 26 AWG, solid or stranded UTP cable with a 0.050 in. (1.27 mm) maximum O.D., either PVC or plenum rated.

FEATURES

- Highly visible, color-coded wiring strip
- Uses existing 100- and 300-pair, 110-style base footprint and mounting dimensions
- Ideal for use in cross-connects and consolidation point applications
- Highly visible color-coded wiring slots eases wiring
- Sturdy one-piece design
- Available with or without mounting legs for a variety of mounting options
- Multiple mounting holes available

Technical Information & Standards

Exceeds ANSI/TIA-568-C.2 Category 6 standard

GP6 PLUS CATEGORY 6 HIGH-DENSITY BASES



Positions and holds UTP wire for termination with Category 6 punch-down connecting blocks; includes mounting legs

Anixter No.	Vendor No.	Description
212950	GPBW144-X	144-pair (36-port), with legs
221048	GPBW432-X	432-pair (108-port), with legs

GP6 PLUS CATEGORY 6 STANDARD-DENSITY BASE

4- and 5-pair Category 6 punch-down connecting blocks

Anixter No.	Vendor No.	Description
225333	GPB24-X	96-pair (24-port), without legs
260072	GPBW24-X	96-pair (24-port), with legs

GP6 PLUS CATEGORY 6 CONNECTING BLOCKS



4-pair and 5-pair Category 6 punch-down connecting blocks

Anixter No.	Vendor No.	Description
227389	GPCB4-XY	4-pair connecting block
256685	GPCB5-XY	5-pair connecting block

JUMPER TROUGHS



Available with or without legs for a variety of mounting options

Anixter No.	Vendor No.	Description
186443	P110JTW-X	With legs
186444	P110JT-X	Without legs

GP6 PLUS CATEGORY 6 HIGH-DENSITY KITS

Category 6 high-density punch-down field termination kits with legs


Anixter No.	Vendor No.	Description
221053	GPKBW144Y	144-pair, with legs
212998	GPKBW432Y	432-pair, with legs

GP6 PLUS STANDARD-DENSITY TERMINATION KITS

Category 6 punch-down base field termination kit with legs. Includes: base, 4-pair clips, label holders and labels

Anixter No.	Vendor No.	Description
221054	GPKBW24Y	96-pair, with legs
212996	GPKBW72Y	288-pair, with legs

GP6 PLUS CATEGORY 6 STANDARD-DENSITY RACK-MOUNT PANEL KITS



Category 6 punch-down bases premounted to panel with 4-pair connector kit included. Includes: panel, base, 4-pair clips, label holders and labels

Anixter No.	Vendor No.	Description
221056	GPB484R2Y	Two 96-pair (24-port), without trough
213000	GPB484R4WJY	Two 96-pair (24-port), with trough

Labels available.

PANDUIT Cross-connect and Accessories

PAN-PUNCH 110 Category 5e Bases

PANDUIT

PAN-PUNCH bases are specially designed to make Category 5e installations easier. They feature an exclusive deeper channel that provides more space for the cable jacket, which can be brought up to the point of termination to help maintain the pair twists to within 1/2 in. A superior self-locking wire strip design prevents the wire strip from popping off when a 110 connecting block is removed. These bases are designed for use with PAN-PUNCH 110 connecting blocks and are compatible with other existing 110 systems.


FEATURES

- Exclusive deeper channel to facilitate ANSI/TIA Category 5e cabling installations
- Ideal for use in cross-connects and consolidation point applications
- Available with or without legs for various mounting options; legs allow cable to be routed behind bases
- Sturdy one-piece design
- Highly visible color-coded wiring strip

Technical Information & Standards

ANSI/TIA-568-C.2 Category 5e compliant

STANDARD BASES (100- AND 300-PAIR)



Anixter No.	Vendor No.	Description
186434	P110BW100-X	100-pair, with legs
186437	P110BW300-X	300-pair, with legs
186441	P110B100-X	100-pair, without legs
186442	P110B300-X	300-pair, without legs

100-PAIR TERMINATION KITS

Includes: base, connecting blocks, label holders and labels

Anixter No.	Vendor No.	Description
227401	P110KB1004Y	4-pair clips
227402	P110KB1005Y	5-pair clips

300-PAIR TERMINATION KITS


Includes: base, connecting blocks, label holders and labels

Anixter No.	Vendor No.	Description
227403	P110KB3004Y	4-pair clips
227405	P110KB3005Y	5-pair clips

It is common practice to completely fill each 25-pair wire strip with connecting blocks. Each kit contains the adequate number of connecting blocks to do so.

PAN-PUNCH 110 Category 5e Connecting Blocks

PANDUIT



PAN-PUNCH 110 Connecting Blocks provide a highly reliable 110 termination solution. They are designed for use with bases and are also compatible with other existing 110 systems. These 110 connecting blocks provide gas-tight, insulation displacement contact connections. They can be used with most 22 to 26 AWG solid or stranded UTP cable with a 0.050 in. (1.27 mm) maximum O.D., either PVC- or plenum-rated.

FEATURES

- Dual IDC terminates UTP cable on 110 base and UTP cable or 110 patch cords for cross-connecting
- Highly visible color-coded wiring slots ease wiring
- Can be used with single or multiple punch-down tools
- Can be utilized with discrete wires or PAN-PUNCH Patch Cord Connector
- Constructed of UL 94V-0 high-impact polycarbonate material
- Patented single-piece robust construction

Technical Information & Standards

Exceeds ANSI/TIA-568-C.2 Category 5e standard

Anixter No.	Vendor No.	Description
193279	P110CB3-XY	3-pair
227397	P110CB4-XY	4-pair
227400	P110CB5-XY	5-pair

PANDUIT Cross-connect and Accessories

PAN-PUNCH 110 Category 5e Tower System

PANDUIT



The PAN-PUNCH 110 Tower System provides a complete, high-density cross-connect system designed for wall-mount applications. It is available in 300- and 900-pair configurations with 4- or 5-pair connecting blocks. The tower provides for vertical feeder cable management.

FEATURES

- Jumper troughs provided for horizontal cable management

Technical Information & Standards

ANSI/TIA-568-C.2 Category 5e compliant

PAN-PUNCH 300-PAIR TOWER KITS

Anixter No.	Vendor No.	Description
227406	P110KT3004Y	4-pair connecting blocks
255603	P110KT3005Y	5-pair connecting blocks

PAN-PUNCH 900-PAIR TOWER KITS

Anixter No.	Vendor No.	Description
227407	P110KT9004Y	4-pair connecting blocks
227408	P110KT9005Y	5-pair connecting blocks

The GP6 PLUS system can be installed on individual towers; not recommended for use with GP6 PLUS high-density bases.

PAN-PUNCH Category 5e 19 in. Rack-mount Panels

PANDUIT



The PAN-PUNCH Rack-mount Panel consists of two 100-pair bases premounted to the panel. The jumper troughs are also premounted. Connecting blocks are sold separately.

FEATURES

- Ideal for use in cross-connects and consolidation point applications
- Mount to standard EIA 19 in. racks
- Exclusive deeper channel to facilitate ANSI/TIA Category 5e cabling installations

Technical Information & Standards

Exceeds ANSI/TIA-568-C.2 Category 5e standard

Anixter No.	Vendor No.	Description
244255	P110B100R2Y	2 rms
200465	P110B100R4WJY	4 rms, jumper troughs included

PAN-PUNCH Punch-down Tools and Accessories

PANDUIT



PAN-PUNCH tools terminate cable on both cable and cross-connect sides of 110 connecting blocks. Reversible blade provides option of terminating without cutting wire. Seats 3-, 4-, or 5-pair connecting blocks onto 110 base. Single-pair punch-down tool terminates on the back of the DP6, 10GIG, DP6 PLUS, and DP5e Patch Panels.

Anixter No.	Vendor No.	Description
191006	PDT110M	5-pair punch-down tool
196762	PDB110M	Replacement head for 5-pair punch-down tool
191007	PDT110	Single punch-down tool
191008	PDTH110	Replacement blade for single punch-down tool
250597	CJAST	Cable stripper - includes replaceable blade

PANDUIT Cross-connect and Accessories

GP6 PLUS Termination Tools and Accessories

PANDUIT

SPECIFICATIONS

1. GPDTM and GPST for use with GP6 PLUS system only

FEATURES

- Terminate wires on both cable and cross-connect sides of GP6 blocks
- Reversible blade provides option of terminating without cutting wire
- 4-pair punch-down tool seats 4- or 5-pair connecting blocks

4-PAIR PUNCH-DOWN TOOL



Anixter No.	Vendor No.	Description
212985	GPDTM	4-pair punch-down tool
259585	GPDTMH	Replacement head assembly for GP6 PLUS 4-pair punch-down tool
259584	GPDTMB	Replacement blade for GP6 PLUS 4-pair punch-down tool

SINGLE-WIRE PUNCH DOWN TOOL



Anixter No.	Vendor No.	Description
254572	GPST	Single-wire punch-down tool
252223	GPSTB	Replacement blade for GP6 PLUS single-wire 4-pair punch-down tool

4-pair replacement blade for GP6 PLUS 4-pair punch-down tool also available.

PANDUIT Preterminated Solutions

QuickNet Copper Cabling System

PANDUIT



The PANDUIT QuickNet Copper Cabling System is a custom preterminated cabling solution, designed to meet unique structured cabling requirements. Fast and simple to install, this high-density solution provides consistent network reliability and reduces initial on-site rework. This leading-edge system delivers ensured performance for the lowest total cost of ownership.

Quick Network Deployment

Preterminated systems can be installed in 75 percent less time than field-termination methods, eliminating the need for on-site bundling, terminating and testing. Moves, adds and changes can be made immediately by existing on-site network professionals, increasing productivity relative to traditional field installations. This is critical for areas that require high security and limited access, as changes to the network can be made without scheduling outside personnel.

Consistent Reliability

Components are 100 percent tested and assembled in a factory-controlled environment ensuring more consistent network connections with optimum reliability as compared to those terminated on-site. This eliminates rework and keeps your project on schedule with maximum network uptime.

Innovative System Components

Assemblies are comprised of tuned components designed to deliver maximum channel performance and network reliability. Angled high-density patch panels are engineered to ensure optimum rack space utilization.

As a result, data centers can manage continuously evolving technologies more quickly and efficiently than ever before. An investment in a trouble-free, high-performance infrastructure that leverages reliable, scalable components ensures overall system performance with the lowest cost of ownership.

To configure a QuickNet Copper Cabling System, contact your local sales representative.

Why Specify PANDUIT's QuickNet Copper Cabling System?


PANDUIT

FEATURES

- Quick deployment; 75 percent less installation time than field termination
- Ease of installation; plug-n-go solution
- Improved reliability; 100 percent factory performance tested
- High rack density utilization; up to 48 ports in 1RU
- High performing cabling system; supports Category 6 UTP and Category 6A (10GBASE-T) UTP/STP applications
- Custom assemblies built to your specific cabling requirements
- Short lead times to help meet your project deadlines

QuickNet Cable Assemblies

PANDUIT



FEATURES

- Offer UTP Category 6 cabling and UTP/STP Category 6A cabling (plenum and riser cable fire ratings)
- Pre-bundled with six cables for easy installation
- Available in 1 foot cable length increments from 10 to 295 feet and different cable colors for redundant path applications
- Multiple termination types including preterminated cassettes, jack modules, modular plugs, plug packs, and/or unterminated options

To order, contact your local sales representative.

QuickNet Angled and Flat Patch Panels

PANDUIT

FEATURES

- Accept QuickNet Preterminated Cassettes, which snap in and out with one hand for quick installation
- Available in 24-port (1RU) standard-density and 48-port (1RU) high-density configurations
- Angled design allows cable to flow to each side of the rack and eliminates the need for horizontal cable managers by enabling patch cords to be routed directly into vertical cable managers
- Proper identification of each port with pre-printed numbers above each port; vertical numbering from top to bottom of panel is also available for high-density switch applications

QUICKNET FLAT PATCH PANELS



Anixter No.	Vendor No.	Description
355141	QPP24BL	24-port flat patch panel
351593	QPP48HDBL	48-port high-density flat patch panel
399232	QPP48HDVNSBL	48-port high-density flat patch panel with pre-printed vertical numbering on each port for switch applications

Continued on next page >>

Copper Connectivity Solutions

PANDUIT Preterminated Solutions

(continued) QuickNet Angled and Flat Patch Panels

QUICKNET ANGLED PATCH PANELS



Anixter No.	Vendor No.	Description	Anixter No.	Vendor No.	Description
368729	QAPP24BL	24-port angled patch panel	379125	QPPRT	Equipment jumper kit; includes jumper, bent lug, rack grounding strip, antioxidant paste and thread-forming screws for shielded applications (Recommend two kits for 48-port patch panels)
361735	QAPP48HDBL	48-port high-density angled patch panel			Removal tool; allows individual cables to be removed from plug pack without disruption of other network connections
399231	QAPP48HDVNSBL	48-port high-density angled patch panel with pre-printed vertical numbering on each port for switch applications	379126	QPPLD6-X	Lock-in device; prevents unauthorized removal of cables from the plug pack

QuickNet Patch Panel Accessories

PANDUIT



FEATURES

- Patch panel adapter accepts MINI-COM Modules for UTP, fiber optic, and audio/video applications
- Blank patch panel adapter reserves space for future use while promoting proper airflow and cooling
- Adapters and blanks easily snap in and out of QuickNet patch panels


Anixter No.	Vendor No.	Description
365915	QPPABL	Patch panel adapter; 6-port patch panel adapter accepts MINI-COM UTP, fiber optic and audio/video modules
362567	QPPBBL	Patch panel blank; reserves space for future use and promotes proper airflow and cooling
246045	SRB19BLY	Cable strain relief bar supports cables in punch-down or modular patch panel applications
336890	SRBBRKT	Quick release brackets for strain relief bars; converts conventional screw mounting of strain relief bar to quick release mounting/removal
377865	QPPLC24	Label/label cover kit; for 24-port QuickNet patch panels; kit contains four labels and four clear label covers per bag

Copper Connectivity Solutions

PANDUIT Patch Cords

TX6A 10GIG Patch Cords

PANDUIT



The TX6A 10GIG Patch Cords are constructed of TX6A 10GIG 23 AWG, stranded copper cable (nominal cable diameter is 0.280 inches) and enhanced modular plugs for superior performance. The patent-pending matrix tape construction suppresses alien crosstalk and allows 10 Gb/s transmission. They are offered in a variety of sizes and colors to meet individual length and color-coding requirements.

FEATURES

- Each patch cord is 100 percent performance tested
- Provides superior suppression of both PSANEXT and PSAACRF
- Plug meets all applicable FCC Part 68 Subpart F requirements and exceeds IEC 60603-7 specifications
- Slender strain-relief boot provides easy access in high-density applications
- Plug uses an integral pair manager to optimize performance and consistency by reducing untwisting of conductors within the plug
- Plug performance in center of ANSI/TIA component range, ensuring interoperability and 10GBASE-T Ethernet channel performance
- Labels on patch cords provide identification of performance level, length and quality control number
- Patented tangle-free latch prevents snags and provides easy release, saving time on frequent moves, adds and changes

Technical Information & Standards

Exceeds requirements of ANSI/TIA-568-C.2 Category 6A, IEEE 802.3an-2006, and ISO 11801 Class E_A channel standards

Meets requirements of IEEE 802.af and IEEE 802.3at for PoE applications

3-FOOT

Anixter No.	Vendor No.	Description
MM03-PA6A-01	UTP6A3	Off white
MM03-PA6A-05	UTP6A3YL	Yellow
MM03-PA6A-06	UTP6A3BU	Blue

5-FOOT

Anixter No.	Vendor No.	Description
MM05-PA6A-01	UTP6A5	Off white
MM05-PA6A-05	UTP6A5YL	Yellow
MM05-PA6A-06	UTP6A5BU	Blue

7-FOOT

Anixter No.	Vendor No.	Description
MM07-PA6A-01	UTP6A7	Off white
MM07-PA6A-05	UTP6A7YL	Yellow
MM07-PA6A-06	UTP6A7BU	Blue

10-FOOT

Anixter No.	Vendor No.	Description
MM10-PA6A-01	UTP6A10	Off white
MM10-PA6A-05	UTP6A10YL	Yellow
MM10-PA6A-06	UTP6A10BU	Blue

15-FOOT

Anixter No.	Vendor No.	Description
MM15-PA6A-01	UTP6A15	Off white
MM15-PA6A-05	UTP6A15YL	Yellow
MM15-PA6A-06	UTP6A15BU	Blue

Also available in standard lengths 3 to 20 feet (increments of one foot) and 25, 30, 35, 40 feet, and standard colors black (BL), red (RD), green (GR), orange (OR), violet (VL).

TX6 PLUS UTP Patch Cords

PANDUIT



The TX6 PLUS Patch Cords feature Category 6, 24 AWG, UTP stranded cable and TX6 PLUS modular plugs plated with 50 microinches of gold for superior performance. They are offered in a variety of sizes and colors to meet individual length and color-coding requirements.

FEATURES

- Each patch cord is 100 percent performance tested
- Plug meets all applicable FCC Part 68 Subpart F requirements and exceeds IEC 60603-7 specifications
- Slender strain-relief boot provides easy access in high-density applications
- Plug uses an integral pair manager to optimize performance and consistency by reducing untwisting of conductors within the plug
- Plug performance in center of ANSI/TIA component range, ensuring interoperability and excellent performance
- Labels on patch cords provide identification of performance level, length and quality control number
- Patented tangle-free latch prevents snags and provides easy release, saving time on frequent moves, adds and changes
- Third-party tested for Category 6 component performance

Technical Information & Standards

Exceeds ANSI/TIA-568-C.2 Category 6 and ISO 11801 Class E standards. Meets draft requirements of IEEE 802.3at for PoE Plus.

3-FOOT

Anixter No.	Vendor No.	Description
MM03-PA7P-01	UTPSP3Y	Off white
MM03-PA7P-02	UTPSP3BLY	Black
MM03-PA7P-03	UTPSP3RDY	Red
MM03-PA7P-04	UTPSP3GRY	Green
MM03-PA7P-05	UTPSP3YLY	Yellow
MM03-PA7P-06	UTPSP3BUY	Blue

Continued on next page >>

PANDUIT Patch Cords

(continued) TX6 PLUS UTP Patch Cords

5-FOOT

Anixter No.	Vendor No.	Description
MM05-PA7P-01	UTPSP5Y	Off white
MM05-PA7P-02	UTPSP5BLY	Black
MM05-PA7P-03	UTPSP5RDY	Red
MM05-PA7P-04	UTPSP5GRY	Green
MM05-PA7P-05	UTPSP5YLY	Yellow
MM05-PA7P-06	UTPSP5BUY	Blue

7-FOOT

Anixter No.	Vendor No.	Description
MM07-PA7P-01	UTPSP7Y	Off white
MM07-PA7P-02	UTPSP7BLY	Black
MM07-PA7P-03	UTPSP7RDY	Red
MM07-PA7P-04	UTPSP7GRY	Green
MM07-PA7P-05	UTPSP7YLY	Yellow
MM07-PA7P-06	UTPSP7BUY	Blue

10-FOOT

Anixter No.	Vendor No.	Description
MM10-PA7P-01	UTPSP10Y	Off white
MM10-PA7P-02	UTPSP10BLY	Black
MM10-PA7P-03	UTPSP10RDY	Red
MM10-PA7P-04	UTPSP10GRY	Green
MM10-PA7P-05	UTPSP10YLY	Yellow
MM10-PA7P-06	UTPSP10BUY	Blue

14-FOOT

Anixter No.	Vendor No.	Description
MM14-PA7P-01	UTPSP14Y	Off white
MM14-PA7P-02	UTPSP14BLY	Black
MM14-PA7P-03	UTPSP14RDY	Red
MM14-PA7P-04	UTPSP14GRY	Green
MM14-PA7P-05	UTPSP14YLY	Yellow
MM14-PA7P-06	UTPSP14BUY	Blue

20-FOOT

Anixter No.	Vendor No.	Description
MM20-PA7P-01	UTPSP20Y	Off white
MM20-PA7P-02	UTPSP20BLY	Black
MM20-PA7P-03	UTPSP20RD	Red
MM20-PA7P-04	UTPSP20GRY	Green
MM20-PA7P-05	UTPSP20YLY	Yellow
MM20-PA7P-06	UTPSP20BUY	Blue

Patch cords available in lengths from 1 to 20 feet (increments of one foot) and 25, 30, 35, and 40 feet. Change the length designation in the part number to desired length. For standard cable colors other than off white, add suffix black (BL), blue (BU), green (GR), red (RD), yellow (YL), orange (OR), violet (VL) or gray (GY).

Contact your local sales representative for ordering information.

TX5e UTP Patch Cords

PANDUIT



FEATURES

- Exceeds ANSI/TIA-568-C.2 Category 5e and ISO 11801 Class D standards
- Patented tangle-free latch prevents snags and provides easy release, saving time on frequent moves, adds and changes
- Meets all applicable FCC Part 68 Subpart F requirements and exceeds IEC 60603-7 specifications
- Constructed of Category 5e, 24 AWG, UTP stranded cable and PAN-PLUG Modular Plugs; plug contacts plated with 50 microinches of gold for superior performance
- Each patch cord is 100 percent performance tested
- Third-party tested to Category 5e component compliance
- Labels on patch cords provide identification of performance level, length and quality control number

3-FOOT

Anixter No.	Vendor No.	Description
MM03-PA6-01	UTPCH3Y	Off white
MM03-PA6-02	UTPCH3BLY	Black
MM03-PA6-03	UTPCH3RDY	Red
MM03-PA6-04	UTPCH3GRY	Green
MM03-PA6-05	UTPCH3YLY	Yellow
MM03-PA6-06	UTPCH3BUY	Blue

5-FOOT

Anixter No.	Vendor No.	Description
MM05-PA6-01	UTPCH5Y	Off white
MM05-PA6-02	UTPCH5BLY	Black
MM05-PA6-03	UTPCH5RDY	Red
MM05-PA6-04	UTPCH5GRY	Green
MM05-PA6-05	UTPCH5YLY	Yellow
MM05-PA6-06	UTPCH5BUY	Blue

7-FOOT

Anixter No.	Vendor No.	Description
MM07-PA6-01	UTPCH7Y	Off white
MM07-PA6-02	UTPCH7BLY	Black
MM07-PA6-03	UTPCH7RDY	Red
MM07-PA6-04	UTPCH7GRY	Green
MM07-PA6-05	UTPCH7YLY	Yellow
MM07-PA6-06	UTPCH7BUY	Blue

Copper Connectivity Solutions

PANDUIT Patch Cords

10-FOOT

Anixter No.	Vendor No.	Description
MM10-PA6-01	UTPCH10Y	Off white
MM10-PA6-02	UTPCH10BLY	Black
MM10-PA6-03	UTPCH10RDY	Red
MM10-PA6-04	UTPCH10GRY	Green
MM10-PA6-05	UTPCH10YLY	Yellow
MM10-PA6-06	UTPCH10BUY	Blue

14-FOOT

Anixter No.	Vendor No.	Description
MM14-PA6-01	UTPCH14Y	Off white
MM14-PA6-02	UTPCH14BLY	Black
MM14-PA6-03	UTPCH14RDY	Red
MM14-PA6-04	UTPCH14GRY	Green
MM14-PA6-05	UTPCH14YLY	Yellow
MM14-PA6-06	UTPCH14BUY	Blue

20-FOOT

Anixter No.	Vendor No.	Description
MM20-PA6-01	UTPCH20Y	Off white
MM20-PA6-06	UTPCH20BUY	Blue

Patch cords available in lengths from 1 to 20 feet (increments of one foot) and 25, 30, 35 and 40 feet. Change the length designation in the part number to desired length. For standard cable colors other than off white, add suffix black (BL), blue (BU), green (GR), red (RD), yellow (YL), orange (OR), violet (VL) or gray (GY). Contact your local sales representative for ordering information.

RJ45 Plug Lock-In Devices

PANDUIT



The RJ45 plug lock-in device is an innovative solution that secures connections to reduce network downtime, data security breaches, and hardware replacement due to theft. The versatile design works with most existing patch cords, faceplates, patch panels, IP cameras and other IP devices. It is also compatible with VoIP phones helping to prevent unauthorized removal and ensure E911 continuity.

FEATURES

- Tamper-resistant design prevents unauthorized removal of cable, IP phone, other networking equipment or critical connection
- Compact design allows the device to be installed without interfering with adjacent jacks and plugs, even in high-density applications
- The installation/removal tool allows plug to be locked into or released from jack for enhanced physical security
- Available in both flush-mount (with a white locking mechanism) and a recessed mount (with a clear locking mechanism) version
- Available in nine colors for enabling color-coding for visual identification
- Package includes (10) lock-in devices along with (1) black installation/removal tool

FLUSH MOUNT

Anixter No.	Vendor No.	Description
447506	PSL-DCPLX	Red
447507	PSL-DCPLX-BL	Black
447508	PSL-DCPLX-BU	Blue
447509	PSL-DCPLX-GR	Green
447511	PSL-DCPLX-YL	Yellow
447512	PSL-DCPLX-OR	Orange
447513	PSL-DCPLX-IW	International white
447514	PSL-DCPLX-IG	International gray
447515	PSL-DCPLX-VL	Violet

RECESSED MOUNT

Anixter No.	Vendor No.	Description
447516	PSL-DCPLRX	Red
447517	PSL-DCPLRX-BL	Black
447518	PSL-DCPLRX-BU	Blue
447519	PSL-DCPLRX-GR	Green
447520	PSL-DCPLRX-YL	Yellow
447521	PSL-DCPLRX-OR	Orange
447522	PSL-DCPLRX-IW	International white
447523	PSL-DCPLRX-IG	International gray
447524	PSL-DCPLRX-VL	Violet

Copper Connectivity Solutions

PANDUIT Patch Cords

DATA-PATCH 10/100BASE-T Cable Assemblies

PANDUIT



Category 5-rated, 25-pair connectorized cable assemblies are enhanced-performance patch cords featuring 25-pair, Category 5, solid cable with Category 5, 25-pair plugs on either end.

FEATURES

- System also includes Category 5-rated, 25-pair hydra with Category 5, 25-pair male connectors on one end and 12 PAN-PLUG Modular Plugs terminated to the 10/100BASE-T Ethernet pins (1, 2, 3 and 6) on the other end
- All cords are 100 percent tested for wiring sequence and continuity

Technical Information & Standards

ANSI/TIA-568-C.2 Category 5 compliant

BOTH 110 LEFT ORIENTATION

Anixter No.	Vendor No.	Length (ft.)
254532	UTPCH6L25Y	6
254533	UTPCH8L25Y	8
254534	UTPCH10L25Y	10
254535	UTPCH15L25Y	15
254536	UTPCH20L25Y	20

BOTH 110 RIGHT ORIENTATION

Anixter No.	Vendor No.	Length (ft.)
254537	UTPCH6R25Y	6
254538	UTPCH8R25Y	8
254539	UTPCH10R25Y	10
254540	UTPCH15R25Y	15
254541	UTPCH20R25Y	20

Also available in the following configurations:

- Straight, 110, right orientation
- Straight, 110, left orientation
- 110 left, 110 right orientation
- Twelve PAN-PLUG Modular Plugs, straight

InfiniBand SDR/DDR Copper Cable Assemblies

PANDUIT



InfiniBand 4X copper cable assemblies are dual rated for SDR or DDR data rates to provide compliant interconnections up to 20 Gbps. These passive cable assemblies are constructed of high-speed 5 GHz twinaxial cable with eight shielded pairs and are available in a variety of lengths up to 12 meters.

FEATURES

- Compliant to IBTA specifications
- Small diameter cable design
- Cable frequency performance to 5 GHz and dual rated SDR/DDR
- Large range of discrete lengths
- 100 percent performance tested



Anixter No.	Vendor No.	Description
399032	PIB4MD0.5MBU	Blue, 30 AWG, 0.5 m, 4X connector each end
399033	PIB4MD1MBU	Blue, 30 AWG, 1 m, 4X connector each end
399034	PIB4MD2MBU	Blue, 30 AWG, 2 m, 4X connector each end
399035	PIB4MD3MBU	Blue, 30 AWG, 3 m, 4X connector each end
399036	PIB4MD4MBU	Blue, 28 AWG, 4 m, 4X connector each end
399037	PIB4MD5MBU	Blue, 28 AWG, 5 m, 4X connector each end
399038	PIB4MD6MBU	Blue, 26 AWG, 6 m, 4X connector each end
399039	PIB4MD7MBU	Blue, 26 AWG, 7 m, 4X connector each end
399040	PIB4MD8MBU	Blue, 26 AWG, 8 m, 4X connector each end
399041	PIB4MD9MBU	Blue, 24 AWG, 9 m, 4X connector each end
399042	PIB4MD10MBU	Blue, 24 AWG, 10 m, 4X connector each end
399043	PIB4MD11MBU	Blue, 24 AWG, 11 m, 4X connector each end
399044	PIB4MD12MBU	Blue, 24 AWG, 12 m, 4X connector each end

10GIG SFP+ Direct Attach Passive Copper Cable Assemblies

PANDUIT



Panduit 10GIG SFP+ Direct Attach Passive Copper Cable Assemblies are factory terminated and constructed of high-speed twinaxial shielded cable with SFP+ and modular connectors on each end. The cables may be plugged into SFF-8431 SFP+ compliant ports and are interchangeable with fiber optic transceivers. These passive cable assemblies offer a low-power, low-latency, low-cost option for a 10 Gig interconnect in top of rack switching deployments.

FEATURES

- Compliant to SFF-8431 standards
- Robust construction
- 100 percent performance tested
- Low latency performance
- Passive low-power assembly
- Small diameter cable design
- Built-in strain relief
- Variety of lengths for design flexibility

Anixter No.	Vendor No.	Description
406180	PSF1PXA0.5MBU	Blue, 30 AWG, 0.5 meter
406181	PSF1PXA0.5MWH	White, 30 AWG, 0.5 meter
406182	PSF1PXA1MBU	Blue, 30 AWG, 1 meter
406183	PSF1PXA1MWH	White, 30 AWG, 1 meter
406184	PSF1PXA2MBU	Blue, 30 AWG, 2 meter
406185	PSF1PXA2MWH	White, 30 AWG, 2 meter
406186	PSF1PXA3MBU	Blue, 30 AWG, 3 meter
406187	PSF1PXA3MWH	White, 30 AWG, 3 meter
406188	PSF1PXD4MBU	Blue, 24 AWG, 4 meter
406189	PSF1PXD4MWH	White, 24 AWG, 4 meter
406190	PSF1PXD5MBU	Blue, 24 AWG, 5 meter
406191	PSF1PXD5MWH	White, 24 AWG, 5 meter
406192	PSF1PXD6MBU	Blue, 24 AWG, 6 meter
406193	PSF1PXD6MWH	White, 24 AWG, 6 meter
406194	PSF1PXD7MBU	Blue, 24 AWG, 7 meter
406195	PSF1PXD7MWH	White, 24 AWG, 7 meter

Copper Connectivity Solutions

PANDUIT Icons and Labels

Icons

PANDUIT



PANDUIT icons can be used with existing MINI-COM modules and select faceplates for identification of high-performance copper and fiber installations. For ULTIMATE ID faceplates, patch panels and surface-mount boxes, add "UI" to beginning of the PANDUIT icon part number (UICIPIW-C).

PHONE ICONS - 100 PER PKG.


Anixter No.	Vendor No.	Description
221629	CIPW-C	Off white
221630	CIEI-C	Electric ivory
221631	CIPG-C	International gray
221632	CIPWH-C	White
221633	CIPBL-C	Black
221634	CIPBU-C	Blue
221635	CIPRD-C	Red
221636	CIPYL-C	Yellow
221637	CIPOR-C	Orange
221638	CIPGR-C	Green
221639	CIPVL-C	Violet

COMPUTER ICONS - 100 PER PKG.

Anixter No.	Vendor No.	Description
221640	CIDIW-C	Off white
221641	CIDEI-C	Electric ivory
221642	CIDIG-C	International gray
221643	CIDWH-C	White
221644	CIDBL-C	Black
221645	CIDBU-C	Blue
221646	CIDRD-C	Red
221647	CIDYL-C	Yellow
221648	CIDOR-C	Orange
221649	CIDGR-C	Green
221650	CIDVL-C	Violet

110 Punch-down Labels

PANDUIT



110 PUNCH-DOWN WRITE-ON LABELS

Loose-piece designation labels, designed to be handwritten


Anixter No.	Vendor No.	Description
190711	DSL110	Preprinted lines for 3-, 4- and 5-pair labeling schemes

110 PUNCH-DOWN COMPUTER PRINTABLE LABELS

Anixter No.	Vendor No.	Description
520747	DS110	Nonadhesive, dot-matrix and laser-printable

110 Punch-down Label Holders

PANDUIT



Designation label holder snaps into 110 base.

Anixter No.	Vendor No.	Description
186446	P110LH	Accepts 110 labels

PANDUIT NETKEY

NetKey Jack Modules - Category 6

PANDUIT



Category 6 universal keystone jack modules.

Anixter No.	Vendor No.	Description
319345	NK688MBL	Black
319346	NK688MBU	Blue
319347	NK688MEI	Electric ivory
319348	NK688MGR	Green
319349	NK688MIG	International gray
319350	NK688MIW	Off white
319351	NK688MOR	Orange
319352	NK688MRD	Red
319353	NK688MWH	White
319354	NK688MYL	Yellow

Cat 6 jack modules are available in 25-piece NetKey Jack Module Convenience Packs by adding "Q" to the end of Vendor No.

NetKey Jack Modules - Category 5e

PANDUIT



CATEGORY 5E LEAD FRAME KEYSTONE JACK MODULES

1-port IDC 8W8P

Anixter No.	Vendor No.	Description
282097	NK5E88MBUY	Blue
282098	NK5E88MEIY	Electric ivory
282099	NK5E88MGRY	Green
282100	NK5E88MIGY	Gray
282101	NK5E88MORY	Orange
282102	NK5E88MRDY	Red
282103	NK5E88MWHY	White
282104	NK5E88MYLY	Yellow
282203	NK5E88MIWY	Off white

Cat 5e jack modules are available in 25-piece NetKey Jack Module Convenience Packs by removing the "Y" number at the end of Vendor No. and replacing it with a "-Q".

NetKey Category 3 Jack Modules

PANDUIT



CATEGORY 3 UNIVERSAL KEYSTONE JACK MODULES

Anixter No.	Vendor No.	Description
282114	NK388MBLY	Black
282115	NK388MEIY	Electric ivory
282116	NK388MIGY	Gray
282117	NK388MIWY	Off white
282118	NK388MWHY	White

CATEGORY 3 RJ11 6-POSITION, 6-WIRE USOC KEYSTONE JACK MODULE

Anixter No.	Vendor No.	Description
282109	NK366UMBLY	Black
282110	NK366UMEIY	Electric ivory
282111	NK366UMIGY	Gray
282112	NK366UMIWY	Off white
282113	NK366UMWHY	White

CATEGORY 3 RJ11 6-POSITION, 6-WIRE KEYSTONE JACK MODULE

Anixter No.	Vendor No.	Description
282105	NK366MBLY	Black
282106	NK366MEIY	Electric ivory
282107	NK366MIGY	Gray
282108	NK366MWHY	White

Copper Connectivity Solutions

PANDUIT NETKEY

NetKey Audio/Video and Blank Modules

PANDUIT

F-TYPE COAX MODULES



Anixter No.	Vendor No.	Description
286341	NKFBL	Black
286342	NKFEI	Electric ivory
286343	NKFIG	Gray
286344	NKFIW	Off white
286345	NKFWH	White

50 OHM BNC COAX MODULES



Anixter No.	Vendor No.	Description
282124	NKBNCEIY	Electric ivory
282125	NKBNCWYH	White

RCA PASS-THROUGH MODULES



Anixter No.	Vendor No.	Description
282126	NKRTMRIW	Red insert
282127	NKRTMWIW	White insert
318852	NKRTMYIW	Yellow insert

RCA PUNCH-DOWN MODULES



Anixter No.	Vendor No.	Description
447525	NKRPMRIW	Red insert
447526	NKRPMWIW	White insert
447527	NKRPMYIW	Yellow insert

BLANK MODULES



Anixter No.	Vendor No.	Description
282072	NKBMBL-X	Black
282074	NKBMEI-X	Electric ivory
282075	NKBMIG-X	International gray
282076	NKBMIW-X	Off white
282077	NKBMWH-X	White

S-VIDEO PASS-THROUGH MODULES



Anixter No.	Vendor No.	Description
447528	NKSVCLB	Black
447529	NKSVCEI	Electric ivory
447530	NKSVCIW	International gray
400439	NKSVCIW	Off white
447531	NKSVCW	White

PANDUIT NETKEY

S-VIDEO PUNCH-DOWN MODULES



Anixter No.	Vendor No.	Description
447532	NKSPMBL	Black
282130	NKSPMEI	Electric ivory
447533	NKSPMIG	International gray
400438	NKSPMIW	Off white
282131	NKSPMWH	White

5-WAY BINDING POST MODULES



Anixter No.	Vendor No.	Description
447535	NKBPBEI	Electric ivory, black insert
447536	NKBPBIW	Off white, black insert
447537	NKBPBWH	White, black insert
447538	NKBPREI	Electric ivory, red insert
447540	NKBPRIW	Off white, red insert
447541	NKBPREI	White, red insert

3.5 MM STEREO COUPLER MODULE



Anixter No.	Vendor No.	Description
447543	NK35MSCBL	Black
447544	NK35MSCEI	Electric ivory
447545	NK35MSCIG	International gray
400441	NK35MSCIW	Off white
447546	NK35MSCWH	White
447547	NK35MSSBL	Black, solder-type
447548	NK35MSSEI	Electric ivory, solder-type

Anixter No.	Vendor No.	Description
447549	NK35MSSIG	International gray, solder-type
400440	NK35MSSIW	Off white, solder-type
447550	NK35MSSWH	White, solder-type

HDMI COUPLER MODULES



Anixter No.	Vendor No.	Description
447551	NKHDMIBL	Black
447552	NKHDMIEI	Electric ivory
447553	NKHDMIIG	International gray
400442	NKHDMIW	Off white
447554	NKHDMIWH	White

USB COUPLER MODULES



Anixter No.	Vendor No.	Description
447555	NKUSBAABL	Black
447556	NKUSBAEI	Electric ivory
447557	NKUSBAAIG	International gray
447558	NKUSBAAIW	Off white
447559	NKUSBAAWH	White

PANDUIT NETKEY

NetKey Communications Faceplates

PANDUIT

NetKey holds standard Keystone modules.

1-PORT, SINGLE-GANG, WITH LABELS



Anixter No.	Vendor No.	Description
282052	NK1FEIY	Electric ivory
282053	NK1FIWY	Off white
282054	NK1FWHY	White

1-PORT, SINGLE-GANG, WITHOUT LABELS

Anixter No.	Vendor No.	Description
331382	NK1FNEI	Electric ivory
312570	NK1FNIW	Off white
331384	NK1FNWH	White

2-PORT, SINGLE-GANG, WITH LABELS



Anixter No.	Vendor No.	Description
282055	NK2FEIY	Electric ivory
282056	NK2FIWY	Off white
282057	NK2FWHY	White

2-PORT, SINGLE-GANG, WITHOUT LABELS



Anixter No.	Vendor No.	Description
331385	NK2FNEI	Electric ivory
312571	NK2FNIW	Off white
331386	NK2FNWH	White

4-PORT, SINGLE-GANG, WITH LABELS



Anixter No.	Vendor No.	Description
282062	NK4FEIY	Electric ivory
282063	NK4FIG	International gray
282064	NK4FIWY	Off white
282065	NK4FWHY	White

4-PORT, SINGLE-GANG, WITHOUT LABELS

Anixter No.	Vendor No.	Description
331387	NK4FNEI	Electric ivory
312572	NK4FNIW	Off white
331388	NK4FNWH	White

6-PORT, SINGLE-GANG, WITH LABELS



Anixter No.	Vendor No.	Description
282068	NK6FEIY	Electric ivory
282069	NK6FIWY	Off white
282070	NK6FWHY	White

8-PORT, DOUBLE-GANG, WITH LABELS



Anixter No.	Vendor No.	Description
447410	NK8FEIY	Electric ivory
360745	NK8FIWY	Off white
447411	NK8FWHY	White

PANDUIT NETKEY

12-PORT, DOUBLE-GANG, WITH LABELS




Anixter No.	Vendor No.	Description
282036	NK12FEIY	Electric ivory
282051	NK12FIWY	Off white

NetKey Module Frames and Modular Furniture Faceplates

PANDUIT

4-PORT MODULAR FURNITURE



Snap-on		
Anixter No.	Vendor No.	Description
282041	NK4MFBL	Black
282042	NK4MFIG	International gray
282043	NK4MFWH	White

2-PORT 106-STYLE DUPLEX MODULE FRAME



Screw mount		
Anixter No.	Vendor No.	Description
447412	NK2106MFBL	Black
447413	NK2106MFEI	Electric ivory
447414	NK2106MFIW	Off white
447415	NK2106MFWH	White

4-PORT 106-STYLE DUPLEX MODULE FRAME



Screw mount		
Anixter No.	Vendor No.	Description
282058	NK4106MFBL	Black
282059	NK4106MFEI	Electric ivory
282060	NK4106MFIW	Off white
282061	NK4106MFWH	White

2-PORT RECTANGULAR MODULE FRAME



Screw mount		
Anixter No.	Vendor No.	Description
447416	NK2RMFBL	Black
447417	NK2RMFEI	Electric ivory

4-PORT RECTANGULAR MODULE FRAME



Screw mount		
Anixter No.	Vendor No.	Description
282066	NK4RMFBL	Black
282067	NK4RMFEI	Electric ivory

Copper Connectivity Solutions

PANDUIT NETKEY

NetKey Surface-mount Boxes

PANDUIT



Compatible with PANDUIT LD3, LD5 and LD10 Raceway.

Anixter No.	Vendor No.	Description
326323	NK2BXEI-A	2-position surface-mount box - adhesive, electric ivory
323258	NK2BXIW-A	2-position surface-mount box - adhesive, off white
328214	NK2BXWH-A	2-position surface-mount box - adhesive, white
331391	NK4BXEI-AY	4-position surface-mount box - adhesive, electric ivory
331392	NK4BXIW-AY	4-position surface-mount box - adhesive, off white
330714	NK4BXWH-AY	4-position surface-mount box - adhesive, white
331394	NK6BXEI-AY	6-position surface-mount box - adhesive, electric ivory

NetKey Patch Panels - Category 5e

PANDUIT



Anixter No.	Vendor No.	Number of Ports	Rack Units
319357	NK5EPPG12WY	12	N/A
319356	NK5EPPG48Y	48	2

The 12-port version has 89D footprint.

NetKey All-molded Patch Panels - Category 5e

PANDUIT

Anixter No.	Vendor No.	Number of Ports	Rack Units
447434	NK5EPP24P	24	1
447435	NK5EPP48P	48	2

Molded design made of polymer material for improved flexibility and durability.

NetKey All-molded Patch Panels - Category 6


PANDUIT

Anixter No.	Vendor No.	Number of Ports	Rack Units
447437	NK6PP24P	24	1
447438	NK6PP48P	48	2

Molded design made of polymer material for improved flexibility and durability.

NetKey Copper Patch Cords

PANDUIT



CATEGORY 5E

Anixter No.	Vendor No.	Description
MM03-NK5E-01	NK5EPC3	3 ft., off white
MM03-NK5E-05	NK5EPC3YLY	3 ft., yellow
MM03-NK5E-06	NK5EPC3BUY	3 ft., blue
MM05-NK5E-01	NK5EPC5Y	5 ft., off white
MM05-NK5E-05	NK5EPC5YLY	5 ft., yellow
MM05-NK5E-06	NK5EPC5BUY	5 ft., blue
MM07-NK5E-01	NK5EPC7Y	7 ft., off white
MM07-NK5E-05	NK5EPC7YLY	7 ft., yellow
MM07-NK5E-06	NK5EPC7BUY	7 ft., blue
MM10-NK5E-01	NK5EPC10Y	10 ft., off white
MM10-NK5E-05	NK5EPC10YLY	10 ft., yellow
MM10-NK5E-06	NK5EPC10BUY	10 ft., blue
MM14-NK5E-01	NK5EPC14Y	14 ft., off white
MM14-NK5E-05	NK5EPC14YLY	14 ft., yellow
MM14-NK5E-06	NK5EPC14BUY	14 ft., blue
MM20-NK5E-01	NK5EPC20Y	20 ft., off white
MM20-NK5E-05	NK5EPC20YLY	20 ft., yellow
MM20-NK5E-06	NK5EPC20BUY	20 ft., blue

CATEGORY 6

Anixter No.	Vendor No.	Description
MM03-NK6-01	NK6PC3Y	3 ft., off white
MM03-NK6-05	NK6PC3BLY	3 ft., yellow
MM03-NK6-06	NK6PC3BUY	3 ft., blue
MM05-NK6-01	NK6PC5Y	5 ft., off white
MM05-NK6-05	NK6PC5YLY	5 ft., yellow
MM05-NK6-06	NK6PC5BUY	5 ft., blue

PANDUIT NETKEY

Anixter No.	Vendor No.	Description
MM07-NK6-01	NK6PC7Y	7 ft., off white
MM07-NK6-05	NK6PC7YLY	7 ft., yellow
MM07-NK6-06	NK6PC7BUY	7 ft., blue
MM10-NK6-01	NK6PC10Y	10 ft., off white
MM10-NK6-05	NK6PC10YLY	10 ft., yellow
MM10-NK6-06	NK6PC10BUY	10 ft., blue
MM14-NK6-01	NK6PC14Y	14 ft., off white
MM14-NK6-05	NK6PC14YLY	14 ft., yellow
MM14-NK6-06	NK6PC14BUY	14 ft., blue
MM20-NK6-01	NK6PC20	20 ft., off white
MM20-NK6-05	NK6PC20YLY	20 ft., yellow
MM20-NK6-06	NK6PC20BUY	20 ft., blue

NetKey Blank and Empty Inserts

PANDUIT

FEATURES

- Compatible with Classic and Executive faceplate frames
- Front releasable
- Accept NetKey Modules for UTP, fiber optic and audio/video, which snap in and out for easy moves, adds and changes

TWO-MODULE-SPACE FLAT INSERT (1/3-SIZE)

10 per package

Anixter No.	Vendor No.	Description
331375	NKHF2MEI-X	Electric ivory
331376	NKHF2MIW-X	Off white
331378	NKHF2MWH-X	White

TWO-MODULE-SPACE SLOPED INSERT (1/2-SIZE)

10 per package

Anixter No.	Vendor No.	Description
331379	NKHS2EI-X	Electric ivory
331380	NKHS2IW-X	Off white
331381	NKHS2WH-X	White

NetKey Flush-mount Modular Patch Panels

PANDUIT

FLAT

Anixter No.	Vendor No.	Number of Ports	Rack Units
282015	NKPP24FMY	24	1
282019	NKPP48FMY	48	2

ANGLED

Anixter No.	Vendor No.	Number of Ports	Rack Units
282023	NKPPA24FMY	24	1
282025	NKPPA48FMY	48	2



TE CONNECTIVITY DATA CENTER SOLUTIONS

Share our unique insight into future data center connectivity trends as the foundation for your agile data center infrastructure. TE Connectivity designs & develops the connectors for many of the world's leading networking hardware vendors.

AGILE & EFFICIENT

TE CONNECTIVITY INTRODUCES QUAREO™ TECHNOLOGY

Revolutionizing Network Visibility.


What if you could view your network in real time and every change was automatically documented and communicated to the rest of your network. Imagine the possibilities. Visibility, Security, Availability. It's all possible with TE Connectivity's Quareo™ Technology. For more information on this game-changing solution for the physical layer, visit knowyournetwork.com



TE Connectivity Information Outlets

XG Series AMP-TWIST Shielded Modular Jacks - Category 6A

TE CONNECTIVITY



AMP NETCONNECT SL Series slim-profile jacks are compatible with TE faceplates, SL Series outlets and FLEX-MODE modular furniture faceplates. Cables may be dressed at either 180° or 90° for added flexibility at various outlet locations. Universal wiring for T568A/B. For fast and easy terminations, use the SL Series termination tool - Part No. 285415. Jacks with dust covers are also available.

Technical Information & Standards

ANSI/TIA Category 6A link and channel compliant

Anixter No.	Vendor No.	Description
385734	1711160-2	Metallic, rear entry with dust cover
385733	1711342-2	Metallic, rear entry without dust cover
385737	1711295-2	Metallic, side entry with dust cover
385735	1711343-2	Metallic, side entry without dust cover

TrueNet Augmented Category 6 UTP Modular Jacks

TE CONNECTIVITY



TrueNet Cat 6A jacks feature TE Connectivity's 45° angled, silver-plated IDCs providing secure and reliable gas-tight connections. A built-in cable manager separates individual cable pairs to ensure unsurpassed performance. The jack requires no special tools, as it accepts an TE or 110 tool for wire termination.

Anixter No.	Vendor No.	Description
278545	6830 1 835-01	White
278637	6830 1 835-02	Ivory
278638	6830 1 835-03	Gray
278639	6830 1 835-04	Black
278640	6830 1 835-05	Red
278641	6830 1 835-06	Blue

Anixter No.	Vendor No.	Description
278642	6830 1 835-07	Green
278644	6830 1 835-08	Yellow
278645	6830 1 835-09	Violet
278646	6830 1 835-10	Orange

TrueNet Augmented Category 6 Right Angle UTP RJ45 Jack

TE CONNECTIVITY



The TrueNet Right Angle UTP Jack's low-profile design allows TE Connectivity to deliver the next generation of 10G performance and continue the evolution of high-density solutions for the data center and LAN environments while meeting all of the requirements for Augmented Category 6. This new design will allow TE to deliver a 1RU 48-port plug-and-play panel solution in addition to high density at the workstation.

FEATURES

- The new Right Angle UTP Jack can be used with TE's 1RU 48-port plug-and-play patch panel
- TrueNet impedance matched jack's guarantee maximum throughput
- Forty-five degree silver-plated IDCs provide secure, reliable gas-tight connections
- 110 tool for wire termination
- 20-year product and zero bit error warranty
- Universal A/B wiring label


Anixter No.	Vendor No.	Description
396541	ADCJF6A01	White
396545	ADCJF6A02	Ivory
396546	ADCJF6A03	Gray
396547	ADCJF6A04	Black
396548	ADCJF6A05	Red
396549	ADCJF6A06	Blue
396550	ADCJF6A07	Green
396552	ADCJF6A08	Yellow
396553	ADCJF6A09	Violet
396554	ADCJF6A10	Orange
396555	ADCJF6A21	Electrical ivory

Copper Connectivity Solutions

TE Connectivity Information Outlets

SL Series Modular Jacks - Category 6

TE CONNECTIVITY



AMP NETCONNECT SL Series slim-profile jacks are compatible with SL Series Outlets, standard outlets, and FLEX-MODE modular furniture faceplates. Cables may be dressed at either 180° or 90° for added flexibility at various outlet locations. Universal wiring for T568A/B. For fast and easy terminations, use the SL Series termination tool - Part No. 285415. Jacks with dust covers are also available.

Technical Information & Standards

ANSI/TIA Category 6 compliant

Anixter No.	Vendor No.	Description
209205	1375055-1	Almond
209206	1375055-2	Black
233853	1375055-3	White
234589	1375055-4	Gray
234592	1375055-5	Orange
209207	1375055-6	Blue
209208	1375055-7	Red
234593	1375055-8	Yellow
234605	1375055-9	Green
234609	1-1375055-1	Electrical ivory
546414	1375188-1	Shielded, rear entry

TrueNet Category 6 KM8 Modular Jacks

TE CONNECTIVITY



The KM8 jacks are an integral part of the TrueNet C6T channel solution; they incorporate AirES technology with conductor management and pair isolation for unsurpassed performance. The KM8 jacks fit into all of TE Connectivity's modular faceplates, surface boxes and modular patch panels.

FEATURES

- 8W8P
- T568A/B universally wired
- Accepts either TE Connectivity's LSA-Plus tool or 110 tool for wire termination


Technical Information & Standards

ANSI/TIA-568-C.2 Category 6

Anixter No.	Vendor No.	Description
267344	6830 1 830-01	White
267345	6830 1 830-02	Ivory
267346	6830 1 830-03	Gray
267480	6830 1 830-04	Black
267362	6830 1 830-05	Red
267364	6830 1 830-06	Blue
267365	6830 1 830-07	Green
267366	6830 1 830-08	Yellow
267368	6830 1 830-09	Purple
267369	6830 1 830-10	Orange

SL Series Modular Jacks - Category 5e

TE CONNECTIVITY



AMP NETCONNECT SL Series slim-profile jacks are compatible with Vision Series Outlets, SL Series outlets and FLEX-MODE modular furniture faceplates. Cables may be dressed at either 180° or 90° for added flexibility at various outlet locations. Universal wiring for T568A/B. For fast and easy terminations, use the SL Series termination tool - Part No. 285415. Jacks with dust covers are also available.

Technical Information & Standards

ANSI/TIA Category 5e compliant

Anixter No.	Vendor No.	Description
244700	1375191-1	Almond
244701	1375191-2	Black
244702	1375191-3	White
244703	1375191-4	Gray
244704	1375191-5	Orange
244705	1375191-6	Blue
244706	1375191-7	Red
244707	1375191-8	Yellow
244708	1375191-9	Green
244710	1-1375191-1	Electrical ivory
333035	1375189-1	Shielded, rear entry

TE Connectivity Information Outlets

SL Series Tool-less Jacks and Inserts - Category 5e

TE CONNECTIVITY



AMP NETCONNECT SL Series Tool-less Category 5e slim-profile jacks are compatible with Vision Series Outlets, SL Series Outlets, and FLEX-MODE modular furniture faceplates. The SL Tool-less jacks terminate with common pliers and the hinged stuffer cap simplifies assembly. Universal wiring for T568A/B. Shielded jacks and jacks with dust covers are also available.

CATEGORY 5E TOOL-LESS

Anixter No.	Vendor No.	Description
209201	1116604-1	Almond
209202	1116604-2	Black
538088	1116604-3	White
234579	1116604-4	Gray
538089	1116604-5	Orange
209203	1116604-6	Blue
209204	1116604-7	Red
233850	1116604-8	Yellow
233851	1116604-9	Green

F-CONNECTOR COUPLER INSERT

Anixter No.	Vendor No.	Description
330078	1499855-1	Almond
362574	1499855-2	Black
332819	1499855-3	White
201662	1499855-4	Gray
353072	1-1499855-1	Electrical ivory

BLANK INSERTS

Anixter No.	Vendor No.	Description
234666	1116412-1	Almond
271501	1116412-2	Black
234667	1116412-3	White
331361	1116412-4	Gray
330125	1-1116412-1	Electrical ivory

TrueNet Category 5e K610 Modular Jacks

TE CONNECTIVITY



The K610 Series jacks are an integral part of the TrueNet C5eT channel solution. This right-angle jack combines traditional style with high performance. The K610 jacks fit into modular faceplates, surface boxes or patch panels.

FEATURES

- Accepts either TE Connectivity's LSA-Plus or 110 tool for wire termination

Technical Information & Standards

ANSI/TIA Category 5e compliant

RJ45 T568A/B WIRED (8W8P)

Anixter No.	Vendor No.	Description
254354	6467 5 181-00	Gray
254355	6467 5 181-10	Ivory
254357	6467 5 181-20	White
254358	6467 5 181-30	Black
254359	6467 5 181-40	Blue
254360	6467 5 181-50	Red
254361	6467 5 181-60	Orange
254362	6467 5 181-70	Purple
254363	6467 5 181-80	Green
254364	6467 5 181-90	Yellow

TE Connectivity Information Outlets

110Connect Modular Jacks and Inserts

TE CONNECTIVITY



Bringing together on a PC board the easy termination features of the 110-style block and the proven reliability of TE's modular jack interface yields a controlled connection design that offers superior performance. These jacks are available in two versions to meet either shielded or unshielded application requirements on twisted-pair cable. The UTP version is universally wired and supports both T568A and T568B wiring schemes. In addition to easy termination with a 110 punch-down tool, a 110Connect two-pair stuffer cap, Part No. 177619, can be ordered for use with unshielded jacks. This provides a tool-less installation.

CATEGORY 5E UNSHIELDED, T568A/B

Anixter No.	Vendor No.	Description
188494	406372-1	Almond
188495	406372-2	Black
188497	406372-3	White
188498	406372-4	Gray
188487	406372-5	Orange
188499	406372-6	Blue
188500	406372-7	Red
188501	406372-8	Yellow
197216	406372-9	Green
234558	1-406372-0	Violet
225646	1-406372-1	Electrical ivory

CATEGORY 3 UNSHIELDED, T568A/B

Other colors are available

Anixter No.	Vendor No.	Description
188503	406373-1	Almond
188502	406373-2	Black
188504	406373-3	White
188506	406373-4	Gray

UNSHIELDED, USOC RJ11/25C

Other colors are available

Anixter No.	Vendor No.	Description
195140	406375-1	Almond
195141	406375-2	Black
195142	406375-3	White
195143	406375-4	Gray

CATEGORY 5E SHIELDED NON-KEYED, T568A/B

Anixter No.	Vendor No.	Description
264481	1116515-1	Shielded

STUFFER CAPS

50/pk

Anixter No.	Vendor No.	Description
177619	569332-1	Gray

Dual-port ACO Installation Kits

TE CONNECTIVITY



These kits are used to install an unshielded/shielded TE communications outlet in a 4 in. square electrical box (total depth: 2 1/2 inches, including device cover) or on the back of a patch panel. Kit components include an unshielded/shielded connector housing with a protective cover and two termination edge connector assemblies. With shielded kits, one ground shield, one EMI/RFI clip and one cable tie are also included. Category 6 dual-port installation kits are backward-compatible with standard ACO inserts. Single-port module kits are also available.

Anixter No.	Vendor No.	Description
186970	406091-1	Unshielded, with 110Connect edge connectors, Category 5e
186972	406352-1	Unshielded, with AMP-BARREL edge connectors, Category 5e
109428	555601-1	Shielded, with AMP-BARREL edge connectors, Category 5e
269702	1479306-1	Unshielded, with 110Connect edge connectors, Category 6

TE Connectivity Information Outlets

8-position ACO Modular Jacks

TE CONNECTIVITY



These 8-position ACO modular jacks are rated Category 5e, Category 6 and come in T568A and T568B wiring. Category 6 ACO Inserts are for use with Category 6 installation kits only. Color is almond, other colors available.

Anixter No.	Vendor No.	Description
269708	1644027-1	UTP/STP, T568B, Category 6
269707	1644031-1	UTP/STP, T568A, Category 6
165537	558909-1	UTP, T568B, Category 5e
165391	558908-1	UTP, T568A, Category 5e

Dual 8-position ACO Modular Jack - Category 5e

TE CONNECTIVITY



Dual 8-position modular jack, Category 5e. Color is almond, other colors available.

Anixter No.	Vendor No.	Description
153390	557280-1	10/100BASE-T
156521	557260-1	Token Ring and 10/100BASE-T

6-position ACO Modular Jack

TE CONNECTIVITY




This 6-position modular jack is RJ11/RJ14/RJ25-compatible. Color is almond, other colors available.

Anixter No.	Vendor No.	Description
109420	555611-1	6-position modular jack

Dual 6-position ACO Modular Jack

TE CONNECTIVITY



Dual 6-position modular jacks. Color is almond, other colors available.

Anixter No.	Vendor No.	Description
109427	555614-1	2-pair/2-pair

F-type Bulkhead ACO Jack-to-Jack Splice

TE CONNECTIVITY



This ACO jack-to-jack splice is broadband-compatible. Color is almond, other colors available.

Technical Information & Standards

IEEE 802.7/CATV/Broadband compatible
Card edge connector not used with this insert

Anixter No.	Vendor No.	Description
118959	555645-1	F-connector coupler

TE Connectivity Information Outlets

Modular Adapters

TE CONNECTIVITY



TE Connectivity's Modular Adapters are designed for use with their modular faceplates, surface-mount boxes and modular patch panels. The modularity, small size and choice of colors provide maximum versatility in the design and installation of a voice, data or video information distribution system. The UL 94V-0 thermoplastic housings are available in colors that match the faceplates.

F-81 (FEMALE-TO-FEMALE) 75 OHM

Anixter No.	Vendor No.	Description
154183	6645 1 157-01	White
154184	6645 1 157-02	Ivory

BNC ADAPTER (FEMALE-TO-FEMALE) BAYONET STYLE

Anixter No.	Vendor No.	Description
154186	6645 1 159-01	White
154187	6645 1 159-02	Ivory

SC MULTIMODE/SINGLE-MODE ADAPTER

Anixter No.	Vendor No.	Description
184805	6645 1 167-01	White, with metal adapter sleeve
543235	6645 1 167-02	Ivory, with metal adapter sleeve
184815	6645 1 169-01	White, with ceramic adapter sleeve
424346	6645 1 169-02	Ivory, with ceramic adapter sleeve

ST MULTIMODE/SINGLE-MODE ADAPTER

Anixter No.	Vendor No.	Description
160880	6645 1 158-01	White, with phosphor bronze adapter sleeve
160872	6645 1 158-02	Ivory, with phosphor bronze adapter sleeve
424348	6645 1 166-01	White, with ceramic adapter sleeve
408121	6645 1 166-02	Ivory, with ceramic adapter sleeve

BLANK INSERT (25-PACK)

Anixter No.	Vendor No.	Description
154189	6645 1 160-01	White
156299	6645 1 160-02	Ivory
154190	6645 1 160-03	Gray
154191	6645 1 160-04	Black

TE Connectivity Faceplates

TrueNet Augmented Category 6 Four-port Staggered Single-gang Faceplate

TE CONNECTIVITY



Optimize your Augmented Category 6 performance at the workstation with TE Connectivity's new four-port staggered faceplate.

FEATURES

- Staggered plastic design eliminates alien crosstalk
- Fits standard, single-gang box
- UL 1863 Listed


Technical Information & Standards

Dimensions:
 Height 4.5 in. (114.5 mm)
 Width 2.75 in. (70.0 mm)
 Depth 0.25 in. (6.35 mm)

Anixter No.	Vendor No.	Description
331430	TNSCFPS04-WT	White
331431	TNSCFPS04-IV	Ivory
331432	TNSCFPS04-GY	Gray
331433	TNSCFPS04-BK	Black

SL Series Faceplates

TE CONNECTIVITY



AMP NETCONNECT SL Series faceplates offer increased flexibility at the work area outlet. The faceplates use either 1-unit or 1.5-unit front-loading modules that snap in and out for easy access during moves, adds and changes. Jacks and inserts snap into the modules, which are in turn snapped into the faceplate. 2-port straight and angled modules accept 110Connect and SL Series modular jacks, SL Series inserts and the MT-RJ outlet jacks. The 3-port angled module will accept SL Series jacks and inserts only. 2- and 3-port modules are provided with patented invisible icon holes that will accept colored icons for port identification. Single-gang faceplates accept three 1-unit or two 1.5-unit SL Series modules. Faceplates and modules are available in other colors, and double-gang versions.

Other modules available for SVGA, HDMI and fiber.

FACEPLATE

Also available in double gang

Anixter No.	Vendor No.	Description
234654	1339118-1	Single-gang, almond
234655	1339118-3	Single-gang, white

2-PORT MODULE

Anixter No.	Vendor No.	Description
234660	1116409-1	Straight, 1 unit, almond
234661	1116409-3	Straight, 1 unit, white
234656	1116406-1	Angled, 1.5 unit, almond
234657	1116406-3	Angled, 1.5 unit, white

3-PORT MODULE

Anixter No.	Vendor No.	Description
234659	1116408-1	Angled, 1.5 unit, almond
234658	1116408-3	Angled, 1.5 unit, white

BLANK MODULES

Anixter No.	Vendor No.	Description
234663	1116410-1	1 unit, almond
234662	1116410-3	1 unit, white
234664	1116407-1	1.5 unit, almond
234665	1116407-3	1.5 unit, white

TE Connectivity Faceplates

Faceplates

TE CONNECTIVITY



With its new modern design, TE Connectivity faceplates improve the appearance of outlet areas that house data, telephony and A/V connectors in everything from classrooms and hospitals to offices and homes. The new faceplates offer more color options than ever before, molded icon slots and convex labels for maximum visibility in low-density areas. Engineered for residential and commercial applications, these sleek, updated faceplates offer several features not available with traditional models. There is a wide range of port configurations, including single gang in 1-, 2-, 3-, 4- and 6-port configurations and double gang in 6-, 8- and 12-port configurations.

The new faceplates come with a sleek 2 3/4 x 4 1/2 profile. They accommodate AMP-TWIST, SL Series, and 110Connect jacks including unshielded and shielded versions. And they also accept SL Series multimedia inserts and SL Series fiber inserts (MT-RJ, LC).

ICONABLE

Anixter No.	Vendor No.	Description
426678	2111008-1	1-port, almond
426679	2111008-3	1-port, white
426651	2111009-1	2-port, almond
426680	2111009-3	2-port, white
326504	1375155-1	2-port, angled, almond
326505	1375155-3	2-port, angled, white
426681	2111010-1	3-port, almond
426682	2111010-3	3-port, white
426685	2111011-1	4-port, almond
426690	2111011-3	4-port, white
426710	2111203-1	4-port, horizontal, almond
426712	2111203-3	4-port, horizontal, white
184935	406185-1	4-port, angled, almond
184937	406185-3	4-port, angled, white
426714	2111012-1	6-port, almond
426716	2111012-3	6-port, white
426719	2111013-1	6-port, double gang, almond
426723	2111013-3	6-port, double gang, white
426724	2111014-1	8-port, double gang, almond
426726	2111014-3	8-port, double gang, white
426727	2111015-1	12-port, double gang, almond
426729	2111015-3	12-port, double gang, white

NON-ICONABLE

Anixter No.	Vendor No.	Description
420386	2111021-1	1-port, almond
420395	2111021-3	1-port, white
420398	2111022-1	2-port, almond
420400	2111022-3	2-port, white
420576	2111023-1	3-port, almond
420578	2111023-3	3-port, white
420581	2111024-1	4-port, almond
420583	2111024-3	4-port, white
420265	2111025-1	6-port, almond
420587	2111025-3	6-port, white

Other configurations and colors available. Change the color designation of the part number to (-1) almond, (-2) black, (-3) white, (-4) gray, (1- -1) electrical ivory, (1- -3) alpine white.
Contact your local sales representative for ordering information.

TrueNet Faceplates

TE CONNECTIVITY

Flush-mounted modular faceplates are designed for use with modular jacks and connectors. Each faceplate has two station identification windows and each port has its own identification tab. The UL 94V-0 faceplates are available in four different colors that match the modular jacks and connectors. Up to six modular jacks or connectors can be installed in a standard NEMA single-gang wallbox. Matching port identification tabs have terminal and telephone icons and port numbers to ensure clear identification of each port.

Technical Information & Standards

Dimensions:

Height: 4.508 in. (114.5 mm)

Width: 2.756 in. (70 mm)

Depth: 0.256 in. (6.5 mm)

Plastic: High-impact, flame-retardant, UL 1863, UL 94V-0, UV-inhibited

2-PORT SINGLE-GANG FACEPLATE



Anixter No.	Vendor No.	Description
154200	6644 1 152-01	White
154199	6644 1 152-02	Ivory
155937	6644 1 152-03	Gray
154198	6644 1 152-04	Black

TE Connectivity Faceplates

4-PORT SINGLE-GANG FACEPLATE



Anixter No.	Vendor No.	Description
154197	6644 1 154-01	White
154196	6644 1 154-02	Ivory
155938	6644 1 154-03	Gray
154194	6644 1 154-04	Black

4-PORT ANGLED SINGLE-GANG FACEPLATE



Anixter No.	Vendor No.	Description
168031	6644 1 174-01	White
168032	6644 1 174-02	Ivory
168035	6644 1 174-03	Gray
168037	6644 1 174-04	Black

6-PORT SINGLE-GANG FACEPLATE



Anixter No.	Vendor No.	Description
154193	6644 1 156-01	White
154192	6644 1 156-02	Ivory
155936	6644 1 156-03	Gray
154201	6644 1 156-04	Black


8-PORT ANGLED DUAL-GANG FACEPLATE

Anixter No.	Vendor No.	Description
168039	6644 1 178-01	White
168041	6644 1 178-02	Ivory
168043	6644 1 178-03	Gray
168045	6644 1 178-04	Black

4- AND 8-PORT DUAL-GANG FACEPLATE

Anixter No.	Vendor No.	Description
221837	6644 1 164-01	4-port, white
221838	6644 1 164-02	4-port, ivory
212195	6644 1 168-01	8-port, white
217693	6644 1 168-02	8-port, ivory

12-PORT DUAL-GANG FACEPLATE



Anixter No.	Vendor No.	Description
157962	6644 1 157-01	White
157963	6644 1 157-02	Ivory
157964	6644 1 157-03	Gray
157965	6644 1 157-04	Black

TrueNet Stainless Steel Faceplates

TE CONNECTIVITY




These single-gang stainless steel faceplates are available in 1- to 6-port variations. Includes two mounting screws. Modular connectors mount flush for a clean, finished look.

Anixter No.	Vendor No.	Description
198719	6644 3 000-53	1-port, phone plate
199402	6644 1 024-01	1-port
186350	6644 1 024-02	2-port
208558	6644 1 024-04	4-port
209699	6644 1 024-06	6-port

TE Connectivity Faceplates

Mounting Straps

TE CONNECTIVITY



These mounting straps fit standard electrical or Decora faceplates. The mounting straps accept 110Connect modular jacks, SL Series modular jacks, MT-RJ outlet jacks, 110Connect and SL Series multimedia inserts, to allow custom configurations. Note, the 4-port versions will not accept 110Connect jacks or inserts. Available in other colors.

Anixter No.	Vendor No.	Description
213795	1116618-1	2-port 106 style, almond
317720	1479784-1	2-port Decora style, almond
187973	1116616-1	3-port Decora style, almond
234652	1339120-1	4-port 106 style, almond
269686	1479504-1	4-port Decora style, almond

TrueNet Specialty Faceplates

TE CONNECTIVITY

Allows modular jacks or connectors to be mounted under a standard electrical-style faceplate. Up to four ports fit under a traditional duplex cover.

Technical Information & Standards

Dimensions:
 Height: 3 1/8 in. (79.38 mm)
 Width: 1 39/64 in. (40.89 mm)
 Depth: 3/8 in. (9.53 mm)

2-PORT 106 ADAPTER



Anixter No.	Vendor No.	Description
161097	6644 1 106-21	Electrical white
161096	6644 1 106-22	Electrical ivory
161099	6644 1 106-23	Electrical gray

4-PORT 106 ADAPTER



Anixter No.	Vendor No.	Description
199234	6644 1 107-21	Electrical white
194284	6644 1 107-22	Electrical ivory
199236	6644 1 107-23	Electrical gray

3-PORT DECORATIVE ADAPTER

Anixter No.	Vendor No.	Description
236220	6644 1 403-21	Electrical white
236222	6644 1 403-22	Electrical ivory
236223	6644 1 403-04	Black

DECORATIVE FACEPLATES

Anixter No.	Vendor No.	Description
236224	6644 1 410-21	Electrical white, 1-gang
236225	6644 1 410-22	Electrical ivory, 1-gang
236226	6644 1 410-04	Black, 1-gang
236227	6644 1 420-21	Electrical white, 2-gang
236228	6644 1 420-22	Electrical ivory, 2-gang

ACO Faceplate Kits

TE CONNECTIVITY



TE Connectivity recommends that a double-gang box be used in all initial installations to allow for future expansion. A double-gang faceplate with one side blank is initially installed, then replaced with a double-gang faceplate as additional outlets are needed. (Includes mounting screws.) Double-gang accommodates two installation kits and requires removal of inside mounting ears from installation kits. Other colors available.

Anixter No.	Vendor No.	Description
109448	555650-1	Almond, single-gang
118977	555670-1	Almond, double-gang
128153	556340-1	Almond, double-gang with one side blank

TE Connectivity Faceplates

ACO Faceplate Kits (Iconable)

TE CONNECTIVITY



TE Connectivity recommends that a double-gang box be used in all initial installations to allow for future expansion. Includes: mounting screws, labels and one matching icon wheel. Other colors available.

Anixter No.	Vendor No.	Description
159778	558510-1	Almond, single-gang
159779	558512-1	Almond, double-gang

Blank Insert Cover ACO

TE CONNECTIVITY



Anixter No.	Vendor No.	Description
109417	555644-1	Blank insert cover, almond

FLEX-MODE Modular Furniture Faceplates

TE CONNECTIVITY



FLEX-MODE faceplates may be used to create work area outlets in furniture raceway panels from 0.045 inches to 0.80 inches thick. They accept all SL Series jacks, MT-RJ outlet jacks, 110Connect jacks or 110Connect Multimedia inserts and blanks. Includes matching icon wheel.

2-PORT

Accepts two jacks, multimedia inserts and blanks.

Anixter No.	Vendor No.	Description
153172	558106-1	Black
156777	558106-2	Almond

3-PORT

Accepts three jacks, multimedia inserts and blanks.

Anixter No.	Vendor No.	Description
153173	558107-1	Black
156775	558107-2	Almond

4-PORT

Accepts four SL Series jacks and SL Series multimedia inserts.

Anixter No.	Vendor No.	Description
241140	1933134-1	Black
330130	1933134-2	Almond

Note: the four-port versions will not accept 110Connect jacks or inserts.

FLEX-MODE Faceplate for Herman Miller Furniture

TE CONNECTIVITY



Accepts four 110Connect jacks, fiber optic and coaxial inserts and blanks. Other colors available.

Anixter No.	Vendor No.	Description
157102	558357-1	Black

Copper Connectivity Solutions

TE Connectivity Faceplates

FLEX-MODE Adapter for Herman Miller

TE CONNECTIVITY



Wall-plate adapter for modular furniture. Used to adapt standard FLEX-MODE modules to other hole sizes. Other colors available.

Anixter No.	Vendor No.	Description
157930	558493-1	Black

FLEX-MODE Blank Plates

TE CONNECTIVITY



Blank plates for Steelcase furniture. Other colors available.

Anixter No.	Vendor No.	Description
157939	558471-1	Black

FLEX-MODE Extenders

TE CONNECTIVITY



This FLEX-MODE extender plate is used when the mounting depth of furniture is limited. Other colors available.

STANDARD		
Anixter No.	Vendor No.	Description
372462	1933468-1	Black
HERMAN MILLER		
Anixter No.	Vendor No.	Description
157933	558488-1	Black

FLEX-MODE Backup Plate

TE CONNECTIVITY



Anixter No.	Vendor No.	Description
119366	608440-1	Adapts Herman Miller furniture to standard FLEX-MODE kits

TE Connectivity Faceplates

TrueNet Modular Furniture Faceplates

TE CONNECTIVITY

TE Connectivity's modular furniture faceplates are compatible with leading office furniture products. The faceplates accept TE's modular jacks and connectors.

FEATURES

- Six reversible-icon ID tabs numbered 1 to 6

2-PORT HORIZONTAL

Dimensions: 2.75 in. x 4.5 in. x 0.25 in., also available in white and gray.

Anixter No.	Vendor No.	Description
178887	6644 1 112-02	Ivory
221850	6644 1 112-04	Black

3-PORT



Dimensions: 1.61 in. x 3.13 in. x 0.38 in. Compatible with Steelcase 9000, Steelcase Avenir, AllSteel 8000, Knoll Morrison, Knoll Reff, Haworth Places & Unigroup, Haworth Places, Haworth Premise, Haworth Race.

Anixter No.	Vendor No.	Description
160860	6644 1 143-01	White
160859	6644 1 143-02	Ivory
160858	6644 1 143-03	Gray
160867	6644 1 143-04	Black

4-PORT



Dimensions: 2.17 in. x 3.9 in. x 0.38 in. Compatible with Herman Miller-Action Office 1, Herman Miller-Action Office 2, Herman Miller-Action Office 3, Herman Miller-Ethospace (baseline only), Herman Miller, Phoenix, Kimball.

Anixter No.	Vendor No.	Description
160974	6644 1 144-01	White
160983	6644 1 144-02	Ivory
160970	6644 1 144-03	Gray
160972	6644 1 144-04	Black

TRUENET 3-PORT FURNITURE FACEPLATE



Dimensions: 2.15 in. x 3.12 in. x 1.06 in.

Anixter No.	Vendor No.	Description
373118	TNSCSFPFS03-WT	White
373120	TNSCSFPFS03-02	Ivory
373121	TNSCSFPFS03-GY	Gray
373122	TNSCSFPFS03-BK	Black

TRUENET 4-PORT FURNITURE FACEPLATE



This faceplate utilizes TE's CopperTen Right Angled UTP Jack. Dimensions (H x W x D): 1.58 in. x 3.12 in. x 0.6 in. (40.1 mm x 79.2 mm x 15.2 mm)

Anixter No.	Vendor No.	Description
396755	TNSCSFPFS04-01	White
396762	TNSCSFPFS04-02	Ivory
396763	TNSCSFPFS04-03	Gray
396764	TNSCSFPFS04-04	Black

ADAPTER BRACKET

For Herman Miller and Ethospace Beltline.

Anixter No.	Vendor No.	Description
280929	6644 3 299-04	Black

Copper Connectivity Solutions

TE Connectivity Surface-mount Boxes

TrueNet Augmented Category 6 Six-port Surface-mount Box

TE CONNECTIVITY



The system's patent-pending design minimizes alien crosstalk and insertion loss and meets the performance requirements of IEEE 802.3an and ANSI/TIA-568-B.2-10 draft standards.

FEATURES

- 6-port surface-mount box design eliminates alien crosstalk
- Fits standard single-gang box or any furniture raceway opening
- Knockouts allow cable and raceway access
- UL 1863 Listed
- Two blank paper labels
- Two clear plastic protectors
- One logo insert
- Six reversible ID tabs number 1 to 6 (ID tabs match faceplate colors)
- One hook-and-loop fastener strip
- One Millie Tie for cable management
- Two mounting screws (#6-32 x 15/16 in.)

Technical Information & Standards

Dimensions:

Height: 7.0 in. (177.8 mm)

Width: 5.0 in. (127.9 mm)

Depth: 1.375 in. (34.9 mm)

Anixter No.	Vendor No.	Description
322778	TNSC55B6-WT	White
322779	TNSC55B6-IV	Ivory
322780	TNSC55B6-GY	Gray
322781	TNSC55B6-BK	Black

Surface-mount Modules

TE CONNECTIVITY




The AMP NETCONNECT Surface-mount modules provide surface-mount solutions for the 110Connect and SL Series systems. They accept cables through the base or sides. The side knockouts are compatible with Wiremold 400, 800 and similar surface raceways. Two- and four-port Surface Mount Modules accept 110Connect jacks; SL Series modular, multimedia and MT-RJ jacks. Six-port modules only accept SL Series modular jacks, MT-RJ outlet jacks, and SL Series multimedia inserts. Available in other colors.

Anixter No.	Vendor No.	Description
398955	1933668-1	2-port, almond
398956	1933668-2	2-port, black
398957	1933668-3	2-port, white
398958	1933671-1	4-port, almond
398959	1933671-2	4-port, black
398960	1933671-3	4-port, white
398961	1933674-1	6-port, almond
398962	1933674-2	6-port, black
398963	1933674-3	6-port, white

Modular Jack Boxes

TE CONNECTIVITY



AMP NETCONNECT modular jack boxes provide surface mounting for unshielded 110Connect and SL Series jacks. Available in 1- and 2-port sizes, they have knockouts for icons and comes with cable tie, mounting screws and mounting tape.

Anixter No.	Vendor No.	Description
234670	1116697-1	1-port, almond
234669	1116697-3	1-port, white
233869	1116698-1	2-port, almond
234668	1116698-3	2-port, white

TE Connectivity Surface-mount Boxes

TrueNet Surface-mount Boxes

TE CONNECTIVITY

These surface-mount boxes are low-profile multimedia units designed to accept the same jacks and connectors as TE Connectivity's standard faceplates, providing versatility in any location. Scored knockouts allow numerous cable and raceway access options of varying size.

FEATURES

- One blank paper label
- One clear plastic label protector
- Six reversible icon ID tabs labeled 1 to 6
- Hook-and-loop fastener strips
- 4-port includes one screw, 6-port includes two screws

2-PORT



Dimensions: 1 in. H x 2 1/4 in. W x 2 5/16 in. D

Anixter No.	Vendor No.	Description
195630	6644 1 222-01	White
195631	6644 1 222-02	Ivory
195632	6644 1 222-03	Gray
195832	6644 1 222-04	Black

4-PORT

Dimensions: 2 7/8 in. H x 4 1/4 in. W x 1 in. D

Anixter No.	Vendor No.	Description
195637	6644 1 224-01	White
195638	6644 1 224-02	Ivory
195639	6644 1 224-03	Gray
195539	6644 1 224-04	Black

6-PORT



Dimensions: 3 3/8 in. H x 6 in. W x 1 1/2 in. D

Anixter No.	Vendor No.	Description
195633	6644 2 201-01	White
195634	6644 2 201-02	Ivory
195635	6644 2 201-03	Gray
195636	6644 2 201-04	Black

Surface-mount Box

TE CONNECTIVITY



These single-gang device boxes are compatible with most surface raceways. Also available in double-gang version.

Anixter No.	Vendor No.	Description
153940	558251-1	Almond
153939	558251-2	Black
153938	558251-3	White
153605	558251-4	Gray

TrueNet Dual-gang Surface-mount Box

TE CONNECTIVITY



Compatible with Electrical Faceplate 106 Adapter and all dual-gang, flush-mount faceplates. Knockouts provide cabling access in several sizes from all four sides and rear.

Technical Information & Standards

Dimensions:
 Height: 4 3/4 in. (120.1 mm)
 Width: 5 in. (127.0 mm)
 Depth: 1 3/4 in. (44.5 mm)

Anixter No.	Vendor No.	Description
149576	6644 3 000-28	Ivory

Copper Connectivity Solutions

TE Connectivity Surface-mount Boxes

TrueNet All Fit Surface-mount Box

TE CONNECTIVITY



This backbox will mount practically anywhere. Using unique sliding tabs, the single-gang All Fit Surface-mount Box mounts on standard NEMA wall boxes, dry wall adapters, retainers, mud-rings, modular office furniture or on virtually any surface. It may even be mounted on a metal surface using optional magnets. The All Fit Surface-mount Box will accept any of TE Connectivity's modular single-gang flush-mount faceplates or the electrical faceplate adapters. Cable access is provided from the rear and from all four sides with knockouts in several sizes.

Anixter No.	Vendor No.	Description
195646	6644 2 017-01	White
195647	6644 2 017-02	Ivory
193783	6644 2 017-03	Gray
195649	6644 2 017-04	Black

The HideOut Multimedia Outlet

TE CONNECTIVITY



The HideOut Multimedia Outlet makes connecting cables in an office or work area easier and more convenient than ever. Cables feed from the bottom so that furniture can be placed flush against the outlet. The outlet supports TE 110-style modular jacks, fiber duplex receptacles and coaxial couplers. Each unit includes subplate, faceplate, adhesive labels, cable ties and mounting screws. Media modules and icons must be ordered separately. Also available in stainless steel, black, white and gray.

Anixter No.	Vendor No.	Description
169283	503999-1	Almond, snap-on faceplate
183877	503997-1	Almond, screw-on faceplate

Surface-mount Outlet

TE CONNECTIVITY



The outlet has the capability to install mixed media: coax, optical fiber and twisted-pair. This solves many system solutions. Simply select the adapter kits for the media being used and install them in the surface-mount outlet. Compatible with ACO, 110Connect and other twisted-pair, coax and fiber connectors.

Anixter No.	Vendor No.	Description
140100	557366-1	Surface-mount outlet

TrueNet 6-port All Fit Multimedia Box

TE CONNECTIVITY



The All Fit Multimedia Box will hold any combination of jacks and connectors up to six individual ports or add a duplex SC bezel, which requires the space of two standard individual ports. The All Fit Multimedia Box has one station labeling area and six individual port ID areas. The box may be mounted on a standard NEMA outlet box, surface-mounted or mounted on almost any modular furniture system via TE Connectivity's unique All Fit design. Knockouts allow cable or raceway access from three sides. Available in other colors.

FEATURES

- Blank paper label
- Clear plastic label protector
- Six reversible-icon tabs numbered 1 to 6
- Two mounting screws (#6/32 x 15/16 in.)
- Four All Fit sliders
- Hook-and-loop fastener straps

Technical Information & Standards

Dimensions:
 Height: 3 3/8 in. (85.7 mm)
 Width: 6 in. (152.4 mm)
 Depth: 1 1/2 in. (38.1 mm)

TE Connectivity Surface-mount Boxes

6-PORT ALL FIT BOX

Anixter No.	Vendor No.	Description
529836	6644 2 202-01	White
195643	6644 2 202-02	Ivory

DUPLEX SC BEZEL FOR ALL FIT BOX

Anixter No.	Vendor No.	Description
268230	6644 3 220-01	White
268238	6644 3 220-02	Ivory

Access Floor Workstation Module

TE CONNECTIVITY



The Access Floor Workstation Module eliminates wells or deep-dark boxes, thus providing maximum accessibility for installation, connection, moves, changes, repair and maintenance. Includes mounting brackets, separator plate, bezel and necessary hardware. Inserts and faceplates sold separately. The dimensions for the 5-gang are 8 in. x 12 in. (+/- 1/16), floor height of 5.5 in. (minimum) measured from top of raised floor to top of main floor.

Anixter No.	Vendor No.	Description
144397	557601-1	Almond
144399	557601-4	Gray
165990	557601-3	Black

Workstation Module Faceplate Kits

TE CONNECTIVITY



Workstation module faceplate kits include the faceplate and hardware. To be used with access floor workstation modules. Also available in gray and white.

Anixter No.	Vendor No.	Description
129224	769016-1	Decorator, almond
129223	769020-1	Blank, accepts FLEX-MODE modules, almond
129222	769021-1	TE communications outlet, almond
129221	769028-1	Standard, almond
169068	557655-1	Blank, cut/punched for custom mounting, almond
221295	569916-1	110Connect System, accepts two jacks, almond
189975	569917-1	110Connect System, accepts three jacks, almond

Icons

TE CONNECTIVITY



Each wheel contains 16 icons: four blank, two Category 5e, two Category 6, two Category 6A, two each: V1, V2, V3, V4, D1, D2, D3, D4. Available in other colors and variations.

Anixter No.	Vendor No.	Description
270968	1375092-1	Almond
270969	1375092-2	Red
270971	1375092-3	Green
270972	1375092-4	Blue
270975	1375092-5	Yellow
270977	1375092-6	Black
270981	1375092-8	White

TE Connectivity Patch Panels

Quareo Q2000 Series Network Panels

TE CONNECTIVITY

TE Connectivity introduces Quareo Technology, a game-changing solution for the physical layer or layer one of the OSI model. This technology is based on unique identifiers for every connection point in the network, where a connection point can be defined as one end of an Ethernet cable or a port on a network device. Quareo is a Connection Point Identification Technology, which provides unprecedented knowledge about the network including accurate documentation and reporting of changes, as well as enhanced security; Quareo enables higher network availability while lowering the network operating costs for a network, from the data center all the way to the desktop.

Q2000 Series Network Panels featuring Quareo Technology allow network personnel to view, manage and audit the physical layer. This means, for the first time, the physical layer is now subject to the same compliance policy as higher layers of the network. With 70 percent of network outages attributed to errors made in the physical layer, TE introduces a new category of products. Simply put, Quareo enables managed connectivity using connection point identification (CPID) technology.

FEATURES

- Quareo enabled functionality with dual color port illumination (LED)
- Integral cable management bar
- 45 degree IDC contacts providing secure, gas-tight connections
- Accepts 110 style termination tools
- Universal 568A/B wiring
- Discrete labeling system
- Maintenance services available on this product

Technical Information & Standards

UL 94 V-0

RoHS compliant

Performance to ANSI/TIA-568-C.2 and ISO 11801, Edition 2 for Category 6/Class E and Category 6A/Class E_A

Independently certified

RJ socket, 8 positions FCC Part (IEC 60603-7)

Q2324 NETWORK PANELS



24-port network panel with jacks, 19 in. x 1RU

Anixter No.	Vendor No.	Description
453429	QCPP-24MC6AU	Cat 6A U/UTP
453430	QCPP-24MC6AS	Cat 6A STP
453433	QCPP-24MC6U	Cat 6 U/UTP

Q2348 NETWORK PANELS



48-port network panel with jacks, 19 in. x 2RU

Anixter No.	Vendor No.	Description
453435	QCPP-48MC6AU	Cat 6A U/UTP
453436	QCPP-48MC6AS	Cat 6A STP
453437	QCPP-48MC6U	Cat 6 U/UTP

Quareo Q2000 Series Panel Controller

TE CONNECTIVITY

FEATURES

- Compatible with Q2000 Series Network Panels
- Quareo enabled functionality with dual color port illumination (LED)
- Integral cable management bar
- 45 degree IDC contacts providing secure, gas-tight connections
- Accepts 110 style termination tools
- Universal 568A/B wiring
- Discrete labeling system
- Maintenance services available on this product

Technical Information & Standards

21 mm x 143 mm x 105 mm (0.82 in. x 5.62 in. x 4.142 in.)

(UL) 94 V-0

RoHS compliant

UL/CSA Approved, CE, C-TICK

Conformance with 8-way modular (RJ45) jack requirements according to IEC-60603-7 series and TIA/EIA-968-A (FCC 68.500)

Alternate power source to comply with AC/DC desktop power supply brick 100-240 V AC, 50-60 Hz, 0.5 A

48 V DC, 0.4 A

Anixter No.	Vendor No.	Description
453438	QCPU-MPPM	Panel Controller for Q2000 Network Panels

TE Connectivity Patch Panels

XG Series AMP-TWIST Shielded Patch Panels - Category 6A

TE CONNECTIVITY



AMP NETCONNECT XG Category 6A AMP-TWIST Shielded Patch Panels meet or exceed the channel specifications of ANSI/TIA-568-C.2 Category 6A. Patch panels are available in 24- and 48-port configurations and come unloaded with individual XG Category 6A AMP-TWIST Shielded Modular Jacks (shipped bagged), enabling installers to make use of the AMP NETCONNECT SL Series Termination Tool (Part No. 285415) for faster and more repeatable terminations. Integrated bonding bar makes bonding simple and requires no extra steps. The "6-pack" modules accept 9 mm and 12 mm labels (included) as well as color-coded icons. Universal wiring labels permit field installation to both T568A or T568B wiring, while simplifying ordering and inventory. Flat and angled panels available.

Technical Information & Standards

Meets or exceeds the channel specifications of ANSI/TIA-568-C.2 Category 6A and Amendment 1 to ISO/IEC 11801:2002 Class E_A up to 500 MHz when used as a component in a properly installed AMP NETCONNECT XG F/UTP channel. Meets or exceeds all requirements for IEEE 802.3an 10 Gigabit Ethernet.

FLAT PANELS

Anixter No.	Vendor No.	Description
387373	1933319-2	24-port, 1 rms
387374	1933320-2	48-port, 2 rms

ANGLED PANELS

Anixter No.	Vendor No.	Description
398201	1933321-2	24-port, 1 rms, angled
379656	1933322-2	48-port, 1 rms, angled

TrueNet Augmented Category 6 F/UTP Patch Panels

TE CONNECTIVITY



TE's F/UTP patch panels can be used in data centers, communications closets and workstations for 10G shielded performance. Installed in high-performance networks worldwide, the system's design minimizes alien crosstalk and insertion loss and meets the performance requirements of IEEE 802.3an and ANSI/TIA-568-B.2-10 standards.

FEATURES

- Mounts in standard EIA 19 in. (482.6 mm) rack
- Designed specifically to be used with TE Augmented Category 6 STP jack

Anixter No.	Vendor No.	Description
367200	7022 1 155-24	1RU patch panel, Category 6 KM8 shields 24 ports
365083	7022 2 155-24	1RU patch panel, Category 6 KM8 shields 24 ports (unloaded)

TrueNet Augmented Category 6 Patch Panels

TE CONNECTIVITY

Installed in high-performance networks worldwide, TE's patented design minimizes alien crosstalk and insertion loss and meets the performance requirements of IEEE 802.3an and ANSI/TIA-568-C.2 draft standards. The TrueNet patch panel is a modular design that features offset jack positioning to counter the negative effects of alien crosstalk; critical for 10 Gigabit Ethernet performance.

FEATURES

- UL 1863 Listed
- Rear cable manager included
- High-density design with 24 ports in a single rack unit
- Unique polymer design helps eliminate alien crosstalk
- 1RU 24-port high-density panel available loaded or unloaded

TRUNET AUGMENTED CATEGORY 6 PATCH PANEL - LOADED



Anixter No.	Vendor No.	Description
312415	TPNP-24NC10-BK	24-port patch panel, 1RU, loaded with black Cat 6A modular jacks

TRUNET AUGMENTED CATEGORY 6 PATCH PANEL - UNLOADED




Anixter No.	Vendor No.	Description
316665	TPNP-NNC10-NN	24-port patch panel, 1RU, unloaded

Copper Connectivity Solutions

TE Connectivity Patch Panels

TrueNet Augmented Category 6 Angled Patch Panels

TE CONNECTIVITY



The TrueNet Augmented Category 6 Angled Patch Panel optimizes 10 Gb/s transmission performance with offset jack positioning to counter the negative effects of alien crosstalk. The angled port design improves all aspects in managing horizontal cable and patch cables while improving density when used with Glide Cable Management. It also makes modifications easy, avoids unintended disconnects and cable damage, and protects bend radius to avoid violations that result in signal degradation. Installed in high-performance networks worldwide, the patent-pending design minimizes alien crosstalk and insertion loss and meets the performance requirements of IEEE 802.3an and ANSI/TIA 568-B.2-10 draft standards.

FEATURES

- Angled design eases stress on patch cords while maximizing 10 Gigabit performance
- UL 1863 Listed
- High-density design with 24 ports in a single rack unit
- Unique polymer design helps eliminate alien crosstalk
- Rear cable manager included

Anixter No.	Vendor No.	Description
341366	TPNP-24APC10-UN	24-port angled patch panel, 1RU, unloaded
357147	TPNP-24APC10-BK	24-port angled patch panel, 1RU, loaded with black CopperTen jacks

TrueNet Augmented Category 6 Dynamic Angle Right/Left Patch Panels

TE CONNECTIVITY



The TrueNet Dynamic Angled Patch Panels allows TE Connectivity to deliver the next generation of 10 G performance and take the next leap in angling solutions for the data center and LAN environment while meeting all of the requirements for Augmented Category 6. The patented angle right/left design eases stress on patch cords and allows for optimal cable management. The panel is available in a 1RU 24-port and 2RU 48-port patch panel solution which includes multiple labeling options that allow for use of adhesive, paper label and ID tabs.

FEATURES

- Patented angle right/left eases stress on patch cords and allows for optimal cable management
- Panel can be used in the flat or angle, silk-screen or fascia format for flexible labeling
- 45 degree silver-plated IDCs provide secure, reliable gas-tight connection
- Universal wiring label for easy termination of either T568A/B
- 110 tool for wire termination
- Rear wire manager included
- UL 1863 Listed and Category 6A performance verified
- 20-year product and zero bit error warranty

Anixter No.	Vendor No.	Description
396776	PP24AC6AT	24-port, 1RU
396780	PP48AC6AT	48-port, 2RU

SL Series Patch Panels - Category 6

TE CONNECTIVITY



AMP NETCONNECT Category 6 Standard SL Series Patch Panels exceed TIA and ISO requirements for Category 6/Class E component performance. Patch panels are available in 24-, 48- and 96-port configurations and come unloaded with individual Category 6 Jacks (shipped bagged), enabling installers to make use of the AMP NETCONNECT SL Series Termination Tool (Part No. 285415) for faster and more repeatable terminations. The "6-pack" modules accept 9 mm and 12 mm labels (included) as well as color-coded icons. Universal wiring labels permit field installation to both T568A or T568B wiring, while simplifying ordering and inventory. Flat and angled panels available.

Technical Information & Standards

ANSI/TIA and ISO Category 6/Class E component performance

FLAT PANELS

Anixter No.	Vendor No.	Description
340364	1375013-2	12-port, vertical mount
233802	1375014-2	24-port, 1 rms
304719	1375015-2	48-port, 2 rms
340367	1375016-2	96-port, 4 rms

ANGLED PANELS

Anixter No.	Vendor No.	Description
340368	1499600-2	24-port, 1 rms, angled
311954	1499601-2	48-port, 2 rms, angled

TE Connectivity Patch Panels

TrueNet Category 6 Patch Panels

TE CONNECTIVITY

The C6T Patch Panels provide Category 6 performance in a high-density design with concise station and port labeling. Designed for mounting on standard 19 in. EIA racks or to hinged wall-mount brackets. Patch panels are available in 24- and 48-port sizes. Panels come with paper labels for station identification and ID tabs for individual ports, or silk-screened version.

FEATURES

- 8W8P
- T568A/B universally wired
- Rear wire management bar
- Accepts either TE's LSA-Plus or 110 tool for wire termination

Technical Information & Standards

ANSI/TIA Category 6 compliant

TRUENET CATEGORY 6 PATCH PANELS



Anixter No.	Vendor No.	Description
267948	6653 1 679-24	24-port, 1U
267949	6653 1 679-48	48-port, 2U

TRUENET CATEGORY 6 PATCH PANELS WITH SILKSCREEN

Anixter No.	Vendor No.	Description
254368	6653 1 677-24	24-port, 1U
254369	6653 1 677-48	48-port, 2U

TRUENET CATEGORY 6 DYNAMIC ANGLE RIGHT/LEFT PATCH PANELS



Anixter No.	Vendor No.	Description
323203	PP24AC6T	24-port, 1U
323204	PP48AC6T	48-port, 2U

TrueNet Category 6 1RU 48-port Plug-and-play Patch Panel

TE CONNECTIVITY



TE's TrueNet 1RU 48-Port Plug-and-Play Patch Panel provides high-density 10Gb/s performance for data center solutions. Installed with TE's TrueNet UTP Right Angled Augmented Category 6 Jack and rear wire manager, the 1RU 48-port design provides maximum performance and density.

FEATURES

- 1RU 48-port density
- 10 Gb/s Ethernet performance when installed with TE's TrueNet Right Angled Cat 6A jack, meets performance requirements for ANSI/TIA-568-B.2-10 and ISO /IEC 11801 Class E_A Ed. 2.1 standards
- Label strip provided for individual port identification
- Rear wire manager included
- 20-year product and zero bit error warranty

Anixter No.	Vendor No.	Description
396799	PP48PNPCT	48-port, 1RU, patch panel

TrueNet Category 5e and 6 RJ45 Feed-thru Coupler Panel

TE CONNECTIVITY



The RJ45 Feed-thru Coupler Panels provide Category 5e or 6 performance with RJ45 front and rear terminations. Designed for mounting on standard 19 in. EIA racks or to hinged wall-mount brackets. Patch panels are available in 24- and 48-port sizes. Panel features port labeling on both the front and rear.

FEATURES

- 8W8P
- T568A/B universally wired
- Category 5e and 6 performance
- RJ45 front and rear terminations

Technical Information & Standards

ANSI/TIA Category 5e and 6 compliant

TRUENET CATEGORY 6 RJ45 COUPLER PANELS

Anixter No.	Vendor No.	Description
312417	ADCPP24606	24-port, 1U
312421	ADCPP48606	48-port, 2U

TRUENET CATEGORY 5E RJ45 COUPLER PANELS

Anixter No.	Vendor No.	Description
312424	ADCPP24505	24-port, 1U
312425	ADCPP48505	48-port, 2U

TE Connectivity Patch Panels

SL Series Patch Panels - Category 5e

TE CONNECTIVITY



AMP NETCONNECT Category 5e Standard SL Series Patch Panels exceed ANSI/TIA and ISO requirements for Category 5e/Class D component performance. Patch panels are available in 24-, 48- and 96-port configurations and come unloaded with individual Category 5e Jacks (shipped bagged), enabling installers to make use of the AMP NETCONNECT SL Series Termination Tool (Part No. 285415) for faster and more repeatable terminations. The "6-pack" modules accept 9 mm and 12 mm labels (included) as well as color-coded icons. Universal wiring labels permit field installation to both T568A or T568B wiring, while simplifying ordering and inventory. Flat and angled panels available.

Technical Information & Standards

ANSI/TIA and ISO Category 5e/Class D component performance compliant

FLAT PANELS

Anixter No.	Vendor No.	Description
340366	1479153-2	12-port, vertical mount
244905	1479154-2	24-port, 1 rms
244911	1479155-2	48-port, 2 rms
338993	1479156-2	96-port, 4 rms

ANGLED PANELS

Anixter No.	Vendor No.	Description
340416	1499602-2	24-port, 1 rms, angled
340417	1499603-2	48-port, 2 rms, angled

TrueNet Category 5e Enhanced Patch Panels

TE CONNECTIVITY



The enhanced Patch Panels provide Category 5e performance in a high-density design with concise station and port labeling. Designed for mounting on standard 19 in. EIA racks or to hinged wall-mount brackets. Patch panels are available in 24- and 48-port sizes. Panels come with paper labels for station identification and ID tabs for individual ports, or silk-screened version.

FEATURES

- 8W8P
- T568A/B universally wired
- Rear wire management bar
- Accepts either TE's LSA-Plus or 110 tool for wire termination

Technical Information & Standards

ANSI/TIA Category 5e compliant

TRUENET CATEGORY 5E PATCH PANELS

Anixter No.	Vendor No.	Description
254837	6653 1 587-24	24-port, 1U
254838	6653 1 587-48	48-port, 2U

TRUENET CATEGORY 5E PATCH PANELS WITH SILK-SCREENS

Anixter No.	Vendor No.	Description
254365	6653 1 585-24	24-port, 1U
254367	6653 1 585-48	48-port, 2U

TRUENET CATEGORY 5E DYNAMIC ANGLE RIGHT/LEFT PATCH PANELS

Anixter No.	Vendor No.	Description
323206	PP24AC5ET	24-port, 1U
323205	PP48AC5ET	48-port, 2U

110Connect Patch Panels - Category 5e

TE CONNECTIVITY



AMP NETCONNECT 110Connect patch panels exceed ANSI/TIA and ISO requirements for Category 5e/Class D component performance and may be terminated with either single-wire or 5-pair tools. Panels support both T568A/B wiring standards. In addition, patch panels are available with both labels and icons for identification and administration. Panels are available in flat and angled versions.

Technical Information & Standards

ANSI/TIA and ISO Category 5e/Class D component performance

FLAT PANELS

Anixter No.	Vendor No.	Description
524885	406390-1	12-port, vertical mount
192890	406981-1	12-port, 1 rms
188761	406330-1	24-port, 1 rms
188755	406331-1	48-port, 2 rms
188764	406332-1	96-port, 4 rms

ANGLED PANELS



Anixter No.	Vendor No.	Description
313327	1499604-1	24-port, 1 rms
313328	1499605-1	48-port, 2 rms

TE Connectivity Patch Panels

Multimedia SL Series Patch Panels

TE CONNECTIVITY

These panels will accept AMP-TWIST, shielded and unshielded SL Series jacks and inserts purchased separately. Create custom configurations by mixing fiber, twisted-pair, coax and A/V applications. Ports may be individually replaced. Angled versions allow elimination of horizontal cable management for higher rack densities and ease of cable dress. Panels are 19 inches in length.

Anixter No.	Vendor No.	Description
355789	1933307-1	24-port, 1 rms
357315	1933308-1	48-port, 2 rms
377296	1933309-1	24-port, 1 rms, angled
377297	1933310-1	48-port, 2 rms, angled

TrueNet Category 5e and 6 Plug-and-play Multimedia Patch Panels

TE CONNECTIVITY



TE Connectivity's multimedia panels feature a plug-and-play design. These blank patch panels will accept all of the modular jacks and connectors available for TE's station outlets. Order jacks separately. These patch panels are designed to mount on standard 19 in. EIA racks. An identification area is provided for marking or labeling.

Anixter No.	Vendor No.	Description
157983	6653 2 705-12	12-port, with 89D bracket
223006	6653 2 760-24	24-port, 2U, patch plus

Single-port Module Patch-panel Kits ACO (Preloaded)

TE CONNECTIVITY




These patch panels are preloaded with unshielded single-port connector housings. Each kit contains 110Connect Edge connectors, mounting hardware and isolation bushings. Also available in 64-port, 16-port iconable, barrel edge connectors and shielded versions. ACO Inserts are sold separately.

Anixter No.	Vendor No.	Description
269791	1479309-1	16-port, Category 6, 2 rms
269790	1479313-1	32-port, Category 6, 4 rms
186979	406363-1	16-port, Category 5e, 2 rms
186990	406365-1	32-port, Category 5e, 4 rms

ACO Dual-port Patch-panel Kit, 16-port

TE CONNECTIVITY



Kit includes patch panel, cover plates and mounting hardware to support eight TE Connectivity Communications Outlets. Installation kits and adapter inserts are purchased separately. Cover plate may be purchased separately. Panel height, 5.25 in. (133.35 mm).

Anixter No.	Vendor No.	Description
118960	556090-1	16-port

Hinged Wall Brackets

TE CONNECTIVITY



These hinged wall brackets (for 19 in. panels) can be installed with hinge on either side for easier access. Material: black, anodized aluminum, made of thicker stock to minimize flexing.

Anixter No.	Vendor No.	Height (in.)	Depth (in.)
156900	558266-1	1.75	6
156899	558267-1	3.50	6
341096	558268-1	5.25	6
156897	558269-1	7.0	6
445467	2111279-1	10.5	6

TE Connectivity Patch Panels

Horizontal Cable Management Panels

TE CONNECTIVITY

These cable-management panels help route and organize patch cords and cables between panels. 19 inches, rack-mountable.

D-RING PANELS



Each panel includes five D-Rings

Anixter No.	Vendor No.	Description
156896	558329-1	Cable management panel, horizontal ringed, 1.75 in. H x 3.50 in. D x 19.0 in. W, 1U
156895	558331-1	Cable management panel, horizontal ringed, 3.50 in. H x 3.50 in. D x 19.0 in. W, 2U

FINGER DUCT PANELS



Anixter No.	Vendor No.	Description
246447	1375161-1	Single-sided, 1.75 in. x 2 in., 1U
246449	1375162-1	Single-sided, 1.75 in. x 3 in., 1U
242140	1375163-1	Single-sided, 3.5 in. x 3 in., 2U
246444	1375160-1	Double-sided, 1.75 in. x 2 in. front, 1 in. x 4 in. rear, 1U
246445	1375159-1	Double-sided, 1.75 in. x 3 in. front, 1 in. x 4 in. rear, 1U
1375158-1	1375158-1	Double-sided, 3.5 in. x 3 in. front, 2 in. x 4 in. rear, 2U

Vertical Cable Management

TE CONNECTIVITY

Mounts to racks to provide vertical cable management.

D-RING PANEL

Anixter No.	Vendor No.	Description
156902	558334-1	D-Ring panel

FINGER DUCT PANELS



Anixter No.	Vendor No.	Description
246451	1375165-1	Single-sided, side-mount, 4 in. x 5 in. rings, 35 in. H
246452	1375258-1	Single-sided, side-mount, 4 in. x 5 in. rings, 78 in. H
269574	1375167-1	Single-sided, center-mount, 4 in. x 5 in. rings, 35 in. H
269575	1375260-1	Single-sided, center-mount, 4 in. x 5 in. rings, 78 in. H
246450	1375164-1	Double-sided, side-mount, 4 in. x 5 in. front and rear rings, 35 in. H
269595	1375257-1	Double-sided, side-mount, 4 in. x 5 in. rings front and rear, 78 in. H
269600	1375166-1	Double-sided, center-mount, 4 in. x 5 in. front and rear rings, 35 in. H
269601	1375259-1	Double-sided, center-mount, 4 in. x 5 in. rings front and rear, 78 in. H

TE Connectivity Patch Panels

Cable Support and Rear Cable Management

TE CONNECTIVITY



These brackets are designed to provide strain relief and cable routing in the rear of a 19 in. rack or patch panel.

CABLE MANAGEMENT BRACKET

Anixter No.	Vendor No.	Description
387375	1933425-1	Mounts directly to 1U (1.75 in.) x 19 in. patch panels - 1933319, 1933321, 1933412, 1933307, 1933309, 1933331, 1933333, 1933327, 1933329, 1933323, 1933325

CABLE SUPPORT BARS

Anixter No.	Vendor No.	Description
243509	406042-1	Mounts to 19 in. rack, 2 in. depth
152216	557548-1	Mounts to 19 in. rack, 5 in. depth
314679	1479860-1	Mounts to rear of 110Connect and SL Series Patch Panels

MRJ21 AND HD REAR CABLE MANAGEMENT

Anixter No.	Vendor No.	Description
370205	1933352-1	Black cable manager, 6 in. depth, 1U
390364	1933352-2	Black cable manager, 9 in. depth, 1U
378180	1933352-3	Black cable manager, 12 in. depth, 1U
363136	1933352-4	Black cable manager, 16 in. depth, 1U

Grounding Lug Kit

TE CONNECTIVITY



This kit is for grounding panels to locations other than a rack. Accommodates a maximum wire size of 6 AWG.

Anixter No.	Vendor No.	Description
136452	556438-1	Grounding lug kit

TE Connectivity Cross-connect and Accessories

110Connect XC Wiring Blocks and Kits

TE CONNECTIVITY

These wiring blocks are molded plastic blocks consisting of horizontal index strips for positioning cables for termination. Each strip accepts up to 25 pairs and is marked at 5-pair intervals. Blocks can be terminated using a 110 termination tool. These blocks support applications for voice and high-speed data and exceed specifications. Category 6 blocks feature unique shielded crosstalk barrier and isolated pair engineering creating superior performance. Category 6 cross-connects are for use with Category 6 connecting blocks only; Category 5e connecting blocks are not compatible and may cause damage to Category 6 wiring blocks.

WIRING BLOCKS WITH LEGS



Also available without legs

Anixter No.	Vendor No.	Description
169076	558841-1	Category 5e, 50-pair
169077	558842-1	Category 5e, 100-pair
169078	558843-1	Category 5e, 300-pair
269904	1479247-1	Category 6, 50-pair
269906	1479248-1	Category 6, 100-pair
267945	1479249-1	Category 6, 300-pair

110CONNECT XC KITS

Kits include 4- and 5-pair connecting blocks

Anixter No.	Vendor No.	Description
520932	569433-1	Category 5e, 50-pair kit
191297	569439-1	Category 5e, 100-pair kit
188611	569445-1	Category 5e, 300-pair kit
269926	1479252-1	Category 6, 50-pair kit
269929	1479254-1	Category 6, 100-pair kit
269930	1479256-1	Category 6, 300-pair kit

110CONNECT XC FRAME KITS

Kits include frame, troughs and 4- and 5-pair connecting blocks

Anixter No.	Vendor No.	Description
526881	569854-1	Category 5e, 300-pair kit
189933	569857-1	Category 5e, 900-pair kit
269923	1479258-1	Category 6, 300-pair kit
269924	1479260-1	Category 6, 900-pair kit

LABELS AND LABEL HOLDER



Card stock labels are available in white, blue and green

Anixter No.	Vendor No.	Description
156489	558417-1	Clear plastic label holder
250426	1375354-1	Card stock labels, white
250428	1375355-1	Self-adhesive polyester labels, white

CABLE MANAGEMENT

Anixter No.	Vendor No.	Description
215014	569389-1	Trough with legs, ivory
521580	569597-1	Trough without legs, ivory
269944	569389-3	Trough with legs, black
269945	569597-3	Trough without legs, black
243665	569851-1	Vertical management panel, 300-pair, almond
189934	569852-1	Vertical management panel, 900-pair, almond
269946	569851-3	Vertical management panel, 300-pair, black
269947	569852-3	Vertical management panel, 900-pair, black

110Connect XC Connecting Blocks

TE CONNECTIVITY




These connecting blocks contain double-sided insulation displacement contacts. The bottom of the connecting blocks terminates cables laced into the wiring block. The contact at the top of the connecting block terminates cross-connect wire or 110 jumper plugs. Connecting blocks are color-coded to facilitate wiring. Available in packages of 25. Category 6 connecting blocks are for use with Category 6 cross-connects only.

Anixter No.	Vendor No.	Description
175893	558401-1	Category 5e, 4-pair
175894	558402-1	Category 5e, 5-pair
267944	1479245-1	Category 6, 4-pair
267943	1479246-1	Category 6, 5-pair

TE Connectivity Cross-connect and Accessories

TrueNet Augmented Category 6 20-pair Termination Block

TE CONNECTIVITY



The 20-pair TrueNet termination block is designed to suit five incoming and five outgoing 4-pair Category 6A cables. Each IDC slot is color-coded to allow for accurate termination of each of the four pairs. The termination block utilizes a disconnect feature making it ideal for Patch-by-Exception installations and can also be patched as a traditional cross-connect. The cable manager at the rear of the module ensures that cables are held in place securely without the need for Velcro ties.

FEATURES

- Transmission performance to ANSI/TIA-568-C.2
- ISO/IEC 11801 ed. 2.1 extrapolated component
- Color-coded for ease of termination
- Each module will accommodate five four-pair UTP TrueNet cables
- 45-degree silver-plated IDCs provide secure, reliable gas-tight connections
- Blocks can be terminated with standard termination tool or with a 110 tool
- 4-pair to 4-pair patch cords are available for Patch-by-Exception installations
- 4-pair to RJ45 cords are available to interface with network and other equipment

BACK-MOUNT FRAME 12-WAY KIT

Kit includes: one stainless steel, 12-way mounting frame; 12 TrueNet blocks, each capable of terminating five TrueNet cables; 12 rear cable managers, one for each TrueNet block; 12 label holders

Anixter No.	Vendor No.	Description
331521	6450 1 107-00	Back-mount frame 12-way kit

MANAGEMENT KIT

Management kit includes: two patch cord dual cable management rings and one dual patch cord cover

Anixter No.	Vendor No.	Description
331525	6450 1 108-00	Management kit

TrueNet Augmented Category 6 8-pair Block

TE CONNECTIVITY



A key component of the TrueNet channel solution, TE Connectivity's highest performing termination block offers versatility not possible with patch panels. The TrueNet 8-pair block's unique center port eliminates the need to remove cables for testing and because patch cords are "temporary", the system saves thousands over traditional patched solutions. Installations are hardwired providing the cleanest, most secure, reliable and high performing Category 6A system available.

FEATURES

- Supports 10 Gigabit Ethernet over UTP copper to a full 100 meters as defined in the IEEE 802.3an, ISO 11801 Class E_A and ANSI/TIA-568-B.2-10 standards
- Center test port allows for circuit monitoring without service disruption
- Unique Patch-by-Exception functionality saves time and money while improving performance and aesthetics
- Designed for use with TrueNet Universal Mounting System (UMS) and E_A Type 105 Rod-Mount Bracket
- 20-year TrueNet warranty

TRUENET CAT 6A DISCONNECTION MODULE

Anixter No.	Vendor No.	Description
351808	6468 5 070-00	8-pair termination block, 10 per pack

TRUENET CAT 6A 80-PAIR BLOCK FIELD ASSEMBLY KIT

80-pair (20 port) 14.75 in. x 8.25 in. x 5.25 in. (374.7 mm x 209.6 mm x 33.4 mm). Supports field termination of (20) 4-pair cables. Includes (10) 8-pair CopperTen blocks, (2) horizontal wire managers, (1) black or gray Universal Mounting Bracket and (1) Type 105 label holder with label and protective cover.

Anixter No.	Vendor No.	Description
373126	6636 1 598-46	80-pair (20-port) kit. Includes black Universal mounting kit
373127	6636 1 598-06	80-pair (20-port) kit. Includes gray Universal mounting kit

TE Connectivity Cross-connect and Accessories

TrueNet Category 6 Ultim8 Termination Block

TE CONNECTIVITY



The 8-pair Ultim8 Block offers superior Category 6 performance in a cross-connect block. The center port allows look-both-ways testing and provides implementation of unique Patch-by-Exception functionality. Color-coding for station pairs is printed on the front of the block. Block includes wire guides and jumper rings. Snaps onto either TE Connectivity Type 105 Mounting Bracket Type 105 Rod-Mount Bracket or Universal Mounting System (UMS).

Technical Information & Standards

ANSI/TIA Category 6 compliant

Dimensions:

Height: 7/8 in. (22.5 mm)


Width: 4 7/8 in. (124 mm)

Depth: 1 5/8 in. (40.8 mm)

Anixter No.	Vendor No.	Description
211086	6468 2 060-06	8-pair Ultim8 block, Category 6

TrueNet Category 6 Ultim8 Termination Block 96-pair Field Assembly Kits

TE CONNECTIVITY



Technical Information & Standards

ANSI/TIA Category 6 compliant

Dimensions: 14 3/4 in. H x 8 1/4 in. W x 5 1/4 in. D

96-PAIR KIT

Field assembly kit for termination of 24 4-pair cables on either a wall or on a rack. Kit includes 12 Ultim8 blocks, two horizontal wire managers, one Universal mounting bracket and one Type 105 label holder with label and protective cover.

Anixter No.	Vendor No.	Description
212445	6636 1 596-06	Gray
241670	6636 1 596-46	Black

160-PAIR KIT

Field assembly kit for termination of 40 4-pair cables on either a wall or on a rack. Kit includes 20 Ultim8 blocks, (1) Type 105 label holder, (1) 21-position Type 105 back-mount frame protective rubber grommets for rear cable entry holes on back-mount frame.

Anixter No.	Vendor No.	Description
213683	6636 1 510-06	Gray

TrueNet Category 6 Ultim8 Termination Block 160-pair Field Assembly Kit

TE CONNECTIVITY



This product is an assembly kit for field termination of equipment or station cables. The kit comes with 20 Ultim8 Blocks, one Type 105 Mounting Bracket Label Holder, and one 21-position Type 105 Mounting Bracket. Protective rubber grommets are included for rear entry holes on mounting bracket.

Technical Information & Standards

ANSI/TIA Category 6 compliant

Dimensions:

Height: 18 7/16 in. (468.3 mm)

Width: 4 1/4 in. (107.9 mm)

Depth: 3 13/16 in. (96.8 mm)

Anixter No.	Vendor No.	Description
213683	6636 1 510-06	Gray

TE Connectivity Cross-connect and Accessories

TrueNet Category 6 HighBand 25 System

TE CONNECTIVITY



TE Connectivity's HighBand 25, 25-pair block system provides high density and exceeds ANSI/TIA Category 6 requirements. A complete network cabling solution, the HighBand 25 System consists of unique wire termination blocks, cable managers, patch cords, mounting frames, label holders and covers. Choose from complete systems or individual components.

Technical Information & Standards

ANSI/TIA Category 6 compliant

TRUENET CATEGORY 6 BASIC SYSTEMS AND 25-PAIR BLOCK


Anixter No.	Vendor No.	Description
422471	64501101-10	300-pair kit
444133	6468 5 600-10	25-pair block with cable management

TRUENET CATEGORY 6 CABLE MANAGEMENT KITS AND COMPONENTS

Anixter No.	Vendor No.	Description
444134	6450 2 156-20	Cable management rings, single
269188	6450 2 156-02	Cable management rings, dual
269189	6450 2 157-10	Cable trough
444135	6450 2 158-20	Vertical cover
269201	6450 1 103-10	300-pair cable management kit, dual

25-pair FT Field Termination Kits

TE CONNECTIVITY



TE Connectivity's Wall-mount FT Block Kits include one UMS mounting bracket and two horizontal wire managers. The cable may be routed from either the top or the bottom. Labeling options, such as label holders and paper labels must be ordered separately. These field termination kits use TE's new Universal mounting bracket. These kits may also be rack-mounted with the addition of UMS rack-mount backboards.

Anixter No.	Vendor No.	Description
172061	6642 1 115-05	100-pair, 5-pair color-coded kit
172062	6642 1 315-05	300-pair, 5-pair color-coded kit
172063	6642 1 115-04	100-pair, 4-pair color-coded kit
172064	6642 1 315-04	300-pair, 4-pair color-coded kit

Series 2 Blocks

TE CONNECTIVITY



TE's 8-pair blocks are perfect for 4-wire telco circuits. TE's 10-pair blocks are better suited for the larger pair counts more commonly found in backbone wiring of 100, 300 or 600 pairs.

TE's 8-pair and 10-pair blocks may be wall- or rack-mounted on TE's back-mount frames or rod-mount brackets. The wide range of styles and sizes of supporting hardware provides highly versatile configuration possibilities. These termination blocks come in packs of 10 and include a set of numbering tabs. For labeling, choose from label holders, hinged label holders, side-mount label holders and label strips. Label holders can be added to a block position on a mounting bracket and may be used to identify a field of circuits. The hinged label holder snaps directly to the face of the block and provides labeling space on both the outside and inside. The hinged design allows patching and testing access without removing the holder. The label strip snaps directly to the upper half of the block to provide space-saving identification of pairs or circuits.

8-PAIR SERIES 2 BLOCK

Anixter No.	Vendor No.	Description
167484	6036 1 005-00	Snaps onto Type 85 Rod-Mount Bracket/Back-Mount Frame

10-PAIR SERIES 2 BLOCK

Anixter No.	Vendor No.	Description
285116	6468 5 102-00	Snaps onto Type 105 Back-Mount Frames or Rod-Mount Brackets

TE Connectivity Cross-connect and Accessories

160- and 200-pair Field Assembly Kits with Series 2 Blocks

TE CONNECTIVITY



The 160-pair kit provides termination or patching for 40 4-pair cables. The kit includes 20 8-pair Series 2 Blocks, a Type 85 Label Holder and a 21-position Type 85 Back-Mount Frame. The 200-pair kit provides termination or patching for multipurpose cable, including riser, totaling up to 200 pairs. Kit includes 20 10-pair Series 2 Blocks, Type 105 Label Holder, and a 21-position Type 105 Back-Mount Frame. Both kits include mounting rivets and protective rubber grommets for mounting bracket rear cable entry holes.

Technical Information & Standards

Dimensions for 160-pair kit:

18 7/16 in. H x 4 1/16 in. W x 3 13/16 in. D

Dimensions for 200-pair kit:

18 7/16 in. H x 5 5/8 in. W x 3 13/16 in. D

Anixter No.	Vendor No.	Description
131343	6636 1 210-00	160-pair kit
132624	6638 1 180-00	200-pair kit

200-pair Block Preterminated with 10-pair Series 2 Blocks

TE CONNECTIVITY

Excellent for tie cables between equipment rooms or for PBX terminations. Twenty 10-Pair Series 2 Blocks, affixed to a 21-position mounting bracket, come preterminated to eight 25-pair male or female telco (RJ21x) connectors. Velcro locks on each 25-pair connector help secure equipment cables. The assembly includes one Type 105 Label Holder.

Technical Information & Standards

Dimensions:

Height: 18 7/16 in. (468.3 mm)

Width: 5 5/8 in. (142.9 mm)

Depth: 3 13/16 in. (93.7 mm)

Anixter No.	Vendor No.	Description
130169	6637 1 180-03	Male
185537	6637 1 180-04	Female

160-pair and 168-pair Block Factory Preterminated with 8-pair Series 2 Blocks

TE CONNECTIVITY



The 160-pair block is for PBX switch cables that use only 16-pair per telco connector (e.g., some Rolm PBXs) or for IBM 3270 applications. It has 20 8-pair Series 2 Blocks that come preterminated to 10 RJ21 50-pin male connectors with hook-and-loop fastener locks. It is affixed to a mounting bracket. The 168-pair block provides convenient interface to PBX systems. Twenty-one 8-pair Series 2 blocks come preterminated to seven RJ21 50-pin male connectors. This block also comes affixed to a mounting bracket and has hook-and-loop fastener locks on each 50-pin connector.

Technical Information & Standards

Dimensions:

Height: 18 7/16 in. (468.3 mm)

Width: 4 1/16 in. (103.2 mm)

Depth: 3 13/16 in. (96.8 mm)

Anixter No.	Vendor No.	Description
149571	6635 1 210-08	160-pair
149572	6635 1 220-03	168-pair

50-pair Block

TE CONNECTIVITY



A field-terminated disconnect block which snaps onto an 89D bracket and incorporates twice the density of a 66 Type termination block. Includes center label holder and adhesive strip.

Technical Information & Standards

Dimensions:

Height: 10 in. (254 mm)

Width: 2 3/4 in. (69.8 mm)

Depth: 1 3/8 in. (34.9 mm)

Anixter No.	Vendor No.	Description
149573	6652 1 880-10	50-pair block

TE Connectivity Cross-connect and Accessories

50-pair Disconnect Block, Preterminated

TE CONNECTIVITY

With a footprint designed to fit an 89D bracket, TE's 50-pair UTP wire termination system is the perfect upgrade for 66 Type blocks. Plus, the 50-pair block features the same patented superior TE IDC contact with unique center port. Preterminated 50-pair blocks are available with numerous connector styles and positioning options, making installation fast and efficient. The 50-pair blocks will also accept marking caps and plugs.

Anixter No.	Vendor No.	Description
130172	6639 1 051-02/01	Two RJ21 50-pin female connectors
130170	6639 1 050-02/01	Two RJ21 50-pin male connectors
213245	6639 1 050-32	16 RJ48X jacks

50-pair Hinged Dust Cover

TE CONNECTIVITY



Protective plastic hinged dust cover for TE 50-pair block. Colored distinctive demarcation orange. Left and right sides swing open independently for access. Labeling areas are included inside both sides of cover. Assembly includes two snap-in legs and covers.

Technical Information & Standards

Dimensions:
 Height: 10 1/16 in. (255.6 mm)
 Width: 2 1/2 in. (63.5 mm)
 Depth: 1 3/8 in. (34.9 mm)
 Extends 13/16 in. from face of block

Anixter No.	Vendor No.	Description
162490	6639 2 004-00	50-pair hinged dust cover

50-pair Clear Dust Cover

TE CONNECTIVITY



This clear, protective plastic dust cover snaps over the 50-pair block. It accepts adhesive paper label strips.

Technical Information & Standards

Dimensions:
 Height: 10 1/16 in. (255.6 mm)
 Width: 2 1/2 in. (63.5 mm)
 Depth: 1 3/8 in. (34.9 mm)
 Extends 13/16 in. (20.6 mm) from face of block

Anixter No.	Vendor No.	Description
162480	6586 3 004-00	Clear dust cover
162493	6639 3 019-01	Adhesive paper label strip

TE's LSA-Plus Termination Tool

TE CONNECTIVITY



Terminates and trims wires with one punch. It's the only tool you'll need to add, change or remove connections.

FEATURES

- Insertion sensor ensures the conductor is fully inserted into the block contacts before allowing excess to be cut off
- Inhibitor lock prevents the scissors from operating. Useful in applications where conductors are double-punched or daisy-chained through several contacts
- Scissors cut a variety of cable types, including 22 AWG through 26 AWG, Type 1 and other foam-insulated conductors
- Wire hook removes terminated conductors
- Blade removes blocks from block mounts

Anixter No.	Vendor No.	Description
130164	6417 2 055-01	TE Connectivity termination tool

TE Connectivity Cross-connect and Accessories

Modular Jack Termination Tools

TE CONNECTIVITY

The SL Series Jack Termination Tool terminates and cuts all eight conductors at once, allowing for quick and easy terminations in about half the time of a punch-down tool. It also simplifies the lacing process, producing consistent terminations each time while maintaining pair twist. The SL Series tool has a built-in cable stripper that makes cable preparation easy and fast. The tool will terminate Category 3, Category 5e and Category 6 SL Series jacks, as well as AMP-TWIST shielded jacks.

SL SERIES JACK TERMINATION TOOL



The SL Series Jack Termination Tool terminates and cuts all eight conductors at once, allowing for quick and easy terminations in about half the time of a punch-down tool. It also simplifies the lacing process, producing consistent terminations each time while maintaining pair twist. The SL Series tool has a built-in cable stripper that makes cable preparation easy and fast. The tool will terminate Category 3, Category 5e and Category 6 SL Series jacks, as well as AMP-TWIST shielded jacks.

Anixter No.	Vendor No.	Description
285415	1725150-1	SL Series jack termination tool with lacing fixture
325902	1725150-3	SL Series jack termination tool without lacing fixture
307566	1673956-1	SL Series jack termination tool lacing fixture only

110CONNECT PUNCH-DOWN TOOL



The 110Connect punch-down tool features a nonslip rubber grip on the handle, a high- and low-impact setting and a storage space for an extra blade. Blades are reversible with a cutting side and a non-cutting side. The tool is marked with a label that indicates orientation of the cutting blade.

Anixter No.	Vendor No.	Description
281845	1583608-1	110 punch-down tool with blade

Isolation Plugs, Blocking and Flat-top Blocking Plugs and Marking Caps

TE CONNECTIVITY



These color-coded plastic plugs are designed to plug into a Series 2 or Ultim8 Blocks for quick identification of special circuits, to disable the block's center port, or to open a pair of contacts.

FLAT-TOP DUMMY PLUGS

Packs of 100

Anixter No.	Vendor No.	Description
169456	6417 3 105-00	Red

DISCONNECT PLUGS

Packs of 100

Anixter No.	Vendor No.	Description
130314	6089 3 055-00	Red
132645	6089 3 055-07	Blue

MARKING CAPS

Packs of 100

Anixter No.	Vendor No.	Description
130147	6089 3 006-00	Red
162619	6089 3 006-01	White

Ultim8 Test Cords with Banana Plugs and Ultim8 Isolation Plug

TE CONNECTIVITY

The 1-pair connector with two banana plugs is used to test parallel to the circuit. The two banana plugs are provided to connect to test equipment. The 1-pair connector with four banana plugs provides the ability to isolate cable side from jumper side for look-both-ways testing. The Ultim8 Isolation Plugs are plastic and designed to plug into an Ultim8 block to open a circuit.

ULTIM8 TEST CORDS WITH BANANA PLUGS

One foot lengths

Anixter No.	Vendor No.	Description
161101	6648 2 900-01	Two banana plugs
161103	6648 2 901-01	Four banana plugs

ULTIM8 ISOLATION PLUG

Anixter No.	Vendor No.	Description
169227	6462 2 097-00	White

TE Connectivity Preterminated Solutions

MRJ21 Connector System

TE CONNECTIVITY

The MRJ21 is a high-performance, high-density, small-form-factor, copper cabling solution for applications including Gigabit Ethernet, VoIP and powered Ethernet. The dense CHAMP-style MRJ21 connector and cabling reduces cable bulk in pathways and spaces, enabling much higher port counts in a smaller space. The system's modular, reuseable design significantly reduces installation time. All components are factory-terminated and -tested, enabling true plug-and-play performance.

MRJ21 CASSETTES



Converts one MRJ21 interface to 6 or 12 RJ45

Anixter No.	Vendor No.	Description
308922	0-1479459-1	6-port, 10/100/1000BASE-T (4-pair)
307937	1479452-1	12-port, 10/100BASE-T (2-pair)
307938	1479451-1	3 cassette holder panel, 1 rms

MRJ21 PATCH PANELS



Converts multiple MRJ21 interfaces to 24 or 48 RJ45

Anixter No.	Vendor No.	Description
308921	0-1777029-1	24-port, 1 rms
324054	1435971-1	48-port, 1 rms
330660	1777052-1	48-port, 1 rms, angled

MRJ21 RISER CABLE ASSEMBLIES



Fully pluggable with integral thumbscrews. Many other standard and custom lengths and configurations available. Also available in plenum.

Anixter No.	Vendor No.	Description
354353	1499515-1	MRJ21-MRJ21, 1 meter
331498	1499515-2	MRJ21-MRJ21, 2 meters
331499	1499515-3	MRJ21-MRJ21, 3 meters
331500	1499515-4	MRJ21-MRJ21, 4 meters
331501	0-1499515-5	MRJ21-MRJ21, 5 meters
354351	1499515-6	MRJ21-MRJ21, 6 meters
331502	1499515-7	MRJ21-MRJ21, 7 meters
351918	1499515-8	MRJ21-MRJ21, 8 meters
354349	1499515-9	MRJ21-MRJ21, 9 meters
317802	1-1499515-0	MRJ21-MRJ21, 10 meters
353397	1-1499515-2	MRJ21-MRJ21, 12 meters
354346	1-1499515-4	MRJ21-MRJ21, 14 meters
317801	1-1499515-5	MRJ21-MRJ21, 15 meters
318595	1-1499515-7	MRJ21-MRJ21, 17 meters
317803	2-1499515-0	MRJ21-MRJ21, 20 meters

MRJ21 ULTRA SLIM RISER CABLE ASSEMBLIES

Anixter No.	Vendor No.	Description
419624	1933960-2	MRJ21-MRJ21, 2 meters
419625	1933960-3	MRJ21-MRJ21, 3 meters
419626	1933960-4	MRJ21-MRJ21, 4 meters
419627	1933960-5	MRJ21-MRJ21, 5 meters
419628	1933960-6	MRJ21-MRJ21, 6 meters
419629	1933960-7	MRJ21-MRJ21, 7 meters
419630	1933960-8	MRJ21-MRJ21, 8 meters
419631	1933960-9	MRJ21-MRJ21, 9 meters
419632	1-1933960-0	MRJ21-MRJ21, 10 meters
419633	1-1933960-1	MRJ21-MRJ21, 11 meters
419634	1-1933960-2	MRJ21-MRJ21, 12 meters
419637	1-1933960-5	MRJ21-MRJ21, 15 meters
426586	2-1933960-0	MRJ21-MRJ21, 20 meters
426589	2-1933960-5	MRJ21-MRJ21, 25 meters
426003	3-1933960-0	MRJ21-MRJ21, 30 meters

Additional lengths available. Please contact your local sales representative.

Copper Connectivity Solutions

TE Connectivity Patch Cords

XG Series SLIMLINE F/UTP Patch Cords - Category 6A

TE CONNECTIVITY



These cable assemblies are available as foil-shielded, stranded, twisted-pair, 26 AWG, 8-position modular assemblies. The assemblies are constructed using colored, stranded cable and clear slim snagless boots. Cords are universal wired T568A/B. Also available in other colors and lengths.

Technical Information & Standards

Meets or exceeds the channel specifications of ANSI/TIA-568-C.2 Category 6A and Amendment 1 to ISO/IEC 11801:2002 Class E_A up to 500 MHz when used as a component in a properly installed AMP NETCONNECT XG F/UTP channel. Meets or exceeds all requirements for IEEE 802.3an 10 Gigabit Ethernet.

3-FOOT

Anixter No.	Vendor No.	Description
MM03-AMPC6AS-01	1933885-3	White
MM03-AMPC6AS-02	1933880-3	Black
MM03-AMPC6AS-03	1933884-3	Red
MM03-AMPC6AS-04	1933883-3	Green
MM03-AMPC6AS-05	1933886-3	Yellow
MM03-AMPC6AS-06	1933882-3	Blue
MM03-AMPC6AS-09	1933881-3	Gray

5-FOOT

Anixter No.	Vendor No.	Description
MM05-AMPC6AS-01	1933885-5	White
MM05-AMPC6AS-02	1933880-5	Black
MM05-AMPC6AS-03	1933884-5	Red
MM05-AMPC6AS-04	1933883-5	Green
MM05-AMPC6AS-05	1933886-5	Yellow
MM05-AMPC6AS-06	1933882-5	Blue
MM05-AMPC6AS-09	1933881-5	Gray

7-FOOT

Anixter No.	Vendor No.	Description
MM07-AMPC6AS-01	1933885-7	White
MM07-AMPC6AS-02	1933880-7	Black
MM07-AMPC6AS-03	1933884-7	Red
MM07-AMPC6AS-04	1933883-7	Green
MM07-AMPC6AS-05	1933886-7	Yellow
MM07-AMPC6AS-06	1933882-7	Blue
MM07-AMPC6AS-09	1933881-7	Gray

10-FOOT


Anixter No.	Vendor No.	Description
MM10-AMPC6AS-01	1-1933885-0	White
MM10-AMPC6AS-02	1-1933880-0	Black
MM10-AMPC6AS-03	1-1933884-0	Red
MM10-AMPC6AS-04	1-1933883-0	Green
MM10-AMPC6AS-05	1-1933886-0	Yellow
MM10-AMPC6AS-06	1-1933882-0	Blue
MM10-AMPC6AS-09	1-1933881-0	Gray

15-FOOT

Anixter No.	Vendor No.	Description
MM15-AMPC6AS-01	1-1933885-5	White
MM15-AMPC6AS-02	1-1933880-5	Black
MM15-AMPC6AS-03	1-1933884-5	Red
MM15-AMPC6AS-04	1-1933883-5	Green
MM15-AMPC6AS-05	1-1933886-5	Yellow
MM15-AMPC6AS-06	1-1933882-5	Blue
MM15-AMPC6AS-09	1-1933881-5	Gray

TrueNet Augmented Category 6 UTP Patch Cords

TE CONNECTIVITY



Installed in high-performance networks worldwide, TE's patch cord design minimizes alien crosstalk and insertion loss and meets the performance requirements of IEEE 802.3an, ISO 11801 Class E_A and ANSI/TIA-568-C standards.

FEATURES

- Copper conductors in the cable pairs are stranded for superior flexibility and compacted to a near-round shape for optimum signal strength
- Patent-pending oblique elliptical offset filler minimizes alien crosstalk
- Snagless plug design with integrated strain relief
- UL 1863 Listed
- Product warranty - 20 years

4-FOOT LENGTHS

Anixter No.	Vendor No.	Description
MM04-KR10-01	6645-2-805-04	White
MM04-KR10-06	6645-2-825-04	Blue

7-FOOT LENGTHS

Anixter No.	Vendor No.	Description
MM07-KR10-01	6645-2-805-07	White
MM07-KR10-06	6645-2-825-07	Blue

TE Connectivity Patch Cords

10-FOOT LENGTHS

Anixter No.	Vendor No.	Description
MM10-KR10-01	6645-2-805-10	White
MM10-KR10-06	6645-2-825-10	Blue

15-FOOT LENGTHS

Anixter No.	Vendor No.	Description
MM15-KR10-01	6645-2-805-15	White
MM15-KR10-06	6645-2-825-15	Blue

25-FOOT LENGTHS

Anixter No.	Vendor No.	Description
MM25-KR10-01	6645-2-805-25	White
MM25-KR10-06	6645-2-825-25	Blue

For additional lengths and colors please call your local sales representative.

UTP Patch Cords - Category 6

TE CONNECTIVITY

These cable assemblies are available as unshielded, stranded, twisted-pair, 24 AWG, 8-position modular assemblies. The assemblies are constructed with color cable and a clear slim line "snagless" boots. Cords are universal wired T568A/B. Also available in other colors and lengths.

Technical Information & Standards

ANSI/TIA Category 6 compliant

3-FOOT

Anixter No.	Vendor No.	Description
375901	1933117-3	Gray
375997	1933118-3	Blue
376054	1933121-3	White

5-FOOT

Anixter No.	Vendor No.	Description
375907	1933117-5	Gray
375519	1933118-5	Blue
376056	1933121-5	White

7-FOOT

Anixter No.	Vendor No.	Description
375958	1933117-7	Gray
376031	1933118-7	Blue
376058	1933121-7	White

10-FOOT

Anixter No.	Vendor No.	Description
375308	1-1933117-0	Gray
375314	1-1933118-0	Blue
375418	1-1933121-0	White

15-FOOT

Anixter No.	Vendor No.	Description
375313	1-1933117-5	Gray
375402	1-1933118-5	Blue
375420	1-1933121-5	White

TrueNet Category 6 Patch Cords

TE CONNECTIVITY



TrueNet Category 6 patch cords are an integral part of the TrueNet channel. TrueNet patch cords are designed to provide unsurpassed throughput and meet Category 6 specifications.

FEATURES

- 8W8P
- T568A/B universally wired

Technical Information & Standards

ANSI/TIA Category 6 compliant

4-FOOT LENGTHS

Anixter No.	Vendor No.	Description
MM04-ADCCAT6-01	6645-2-780-04	White
MM04-ADCCAT6-03	6645-2-782-04	Red
MM04-ADCCAT6-04	6645-2-784-04	Green
MM04-ADCCAT6-05	6645-2-783-04	Yellow
MM04-ADCCAT6-06	6645-2-781-04	Blue
MM04-ADCCAT6-09	6645-2-787-04	Gray

7-FOOT LENGTHS

Anixter No.	Vendor No.	Description
MM07-ADCCAT6-01	6645-2-780-07	White
MM07-ADCCAT6-03	6645-2-782-07	Red
MM07-ADCCAT6-04	6645-2-784-07	Green
MM07-ADCCAT6-05	6645-2-783-07	Yellow
MM07-ADCCAT6-06	6645-2-781-07	Blue
MM07-ADCCAT6-09	6645-2-787-07	Gray

10-FOOT LENGTHS

Anixter No.	Vendor No.	Description
MM10-ADCCAT6-01	6645-2-780-10	White
MM10-ADCCAT6-03	6645-2-782-10	Red
MM10-ADCCAT6-04	6645-2-784-10	Green
MM10-ADCCAT6-05	6645-2-783-10	Yellow
MM10-ADCCAT6-06	6645-2-781-10	Blue
MM10-ADCCAT6-09	6645-2-787-10	Gray

15-FOOT LENGTHS

Anixter No.	Vendor No.	Description
MM15-ADCCAT6-01	6645-2-780-15	White
MM15-ADCCAT6-03	6645-2-782-15	Red
MM15-ADCCAT6-04	6645-2-784-15	Green
MM15-ADCCAT6-05	6645-2-783-15	Yellow
MM15-ADCCAT6-06	6645-2-781-15	Blue
MM15-ADCCAT6-09	6645-2-787-15	Gray

Continued on next page >>

TE Connectivity Patch Cords

(continued) TrueNet Category 6 Patch Cords

25-FOOT LENGTHS

Anixter No.	Vendor No.	Description
MM25-ADCCAT6-01	6645-2-780-25	White
MM25-ADCCAT6-03	6645-2-782-25	Red
MM25-ADCCAT6-04	6645-2-784-25	Green
MM25-ADCCAT6-05	6645-2-783-25	Yellow
MM25-ADCCAT6-06	6645-2-781-25	Blue

50-FOOT LENGTHS

Anixter No.	Vendor No.	Description
MM50-ADCCAT6-01	6645-2-780-50	White
MM50-ADCCAT6-04	6645-2-784-50	Green
MM50-ADCCAT6-05	6645-2-783-50	Yellow
MM50-ADCCAT6-06	6645-2-781-50	Blue

ULTIM8 BLOCK PLUG TO RJ45 PLUG, T568A WIRED


Anixter No.	Vendor No.	Description
MO04-KP7A-01	TP6TB0WT04	4 ft., white
MO04-KP7A-06	TP6TB0BL04	4 ft., blue
MO07-KP7A-01	TP6TB0WT07	7 ft., white
MO07-KP7A-06	TP6TB0BL07	7 ft., blue
MO10-KP7A-01	TP6TB0WT10	10 ft., white
MO10-KP7A-06	TP6TB0BL10	10 ft., blue
MO15-KP7A-01	TP6TB0WT15	15 ft., white
MO15-KP7A-06	TP6TB0BL15	15 ft., blue
MO25-KP7A-01	TP6TB0WT25	25 ft., white
MO25-KP7A-06	TP6TB0BL25	25 ft., blue

ULTIM8 BLOCK PLUG TO RJ45 PLUG, T568B WIRED

Anixter No.	Vendor No.	Description
MO04-KP7-01	TP6TB-WT04	4 ft., white
MO04-KP7-03	TP6TB-RD04	4 ft., red
MO04-KP7-06	TP6TB-BL04	4 ft., blue
MO07-KP7-01	TP6TB-WT07	7 ft., white
MO07-KP7-05	TP6TB-YL07	7 ft., yellow
MO07-KP7-06	TP6TB-BL07	7 ft., blue
MO10-KP7-01	TP6TB-WT10	10 ft., white
MO10-KP7-06	TP6TB-BL10	10 ft., blue
MO15-KP7-01	TP6TB-WT15	15 ft., white
MO15-KP7-06	TP6TB-BL15	15 ft., blue
MO25-KP7-01	TP6TB-WT25	25 ft., white
MO25-KP7-06	TP6TB-BL25	25 ft., blue

UTP Patch Cords - Category 5e

TE CONNECTIVITY



These cable assemblies are available as unshielded, stranded, twisted-pair, 24 AWG, 8-position modular assemblies. The assemblies are constructed with the same color cable and "snagless" boots. All cords are universal wired T568A/B. Available in other colors and lengths.

Technical Information & Standards

ANSI/TIA Category 5e compliant

3-FOOT

Anixter No.	Vendor No.	Description
542093	219242-3	Blue
522886	406483-3	Black
234586	219245-3	White
542086	219241-3	Gray

5-FOOT

Anixter No.	Vendor No.	Description
542146	219242-5	Blue
233683	406483-5	Black
234587	219245-5	White
542144	219241-5	Gray

7-FOOT

Anixter No.	Vendor No.	Description
542094	219242-7	Blue
524743	406483-7	Black
234588	219245-7	White
542090	219241-7	Gray

10-FOOT

Anixter No.	Vendor No.	Description
206985	1-219242-0	Blue
524744	1-406483-0	Black
206987	1-219245-0	White
206982	1-219241-0	Gray

15-FOOT

Anixter No.	Vendor No.	Description
233674	1-219242-5	Blue
233676	1-406483-5	Black
234590	1-219245-5	White
233677	1-219241-5	Gray

TE Connectivity Patch Cords

TrueNet Category 5e Patch Cords

TE CONNECTIVITY



C5eT patch cords are an integral part of the TrueNet C5eT channel. TrueNet patch cords are designed to provide unsurpassed throughput and meet Category 5e specifications.

FEATURES

- 8W8P
- T568A/B universally wired

Technical Information & Standards

ANSI/TIA Category 5e compliant

4-FOOT LENGTHS

Anixter No.	Vendor No.	Description
MM04-KP6-01	TP5ETA-WT04	White
MM04-KP6-03	TP5ETA-RD04	Red
MM04-KP6-04	TP5ETA-GN04	Green
MM04-KP6-05	TP5ETA-YL04	Yellow
MM04-KP6-06	TP5ETA-BL04	Blue
MM04-KP6-09	TP5ETA-GY04	Gray

7-FOOT LENGTHS

Anixter No.	Vendor No.	Description
MM07-KP6-01	TP5ETA-WT07	White
MM07-KP6-03	TP5ETA-RD07	Red
MM07-KP6-04	TP5ETA-GN07	Green
MM07-KP6-05	TP5ETA-YL07	Yellow
MM07-KP6-06	TP5ETA-BL07	Blue
MM07-KP6-09	TP5ETA-GY07	Gray

10-FOOT LENGTHS

Anixter No.	Vendor No.	Description
MM10-KP6-01	TP5ETA-WT10	White
MM10-KP6-03	TP5ETA-RD10	Red
MM10-KP6-04	TP5ETA-GN10	Green
MM10-KP6-05	TP5ETA-YL10	Yellow
MM10-KP6-06	TP5ETA-BL10	Blue
MM10-KP6-09	TP5ETA-GY10	Gray

15-FOOT LENGTHS

Anixter No.	Vendor No.	Description
MM15-KP6-01	TP5ETA-WT15	White
MM15-KP6-03	TP5ETA-RD15	Red
MM15-KP6-04	TP5ETA-GN15	Green

Anixter No.	Vendor No.	Description
MM15-KP6-05	TP5ETA-YL15	Yellow
MM15-KP6-06	TP5ETA-BL15	Blue
MM15-KP6-09	TP5ETA-GY15	Gray

25-FOOT LENGTHS

Anixter No.	Vendor No.	Description
MM25-KP6-01	TP5ETA-WT25	White
MM25-KP6-03	TP5ETA-RD25	Red
MM25-KP6-04	TP5ETA-GN25	Green
MM25-KP6-05	TP5ETA-YL25	Yellow
MM25-KP6-06	TP5ETA-BL25	Blue
MM25-KP6-09	TP5ETA-GY25	Gray

4-pair Series 2 Patch Cords - Category 5

TE CONNECTIVITY



These 4-pair block plug-to-RJ45 patch cords allow patching in all Series 2 8-pair and 10-pair disconnect blocks. They are available in T568A and T568B wiring schemes, and come in standard lengths of 4, 7, 10 and 15 feet. These 4-pair patch cords exceed Category 5 specifications for NEXT.

FEATURES

- 8W8P
- T568A, and T568B wired

Technical Information & Standards

ANSI/TIA Category 5 compliant

Anixter No.	Vendor No.	Description
162517	6647 2 750-04	T568A, 4 ft., white
162518	6647 2 750-07	T568A, 7 ft., white
162523	6647 2 750-10	T568A, 10 ft., white
162527	6647 2 750-15	T568A, 15 ft., white
162530	6647 2 751-04	T568B, 4 ft., white
162533	6647 2 751-07	T568B, 7 ft., white
162536	6647 2 751-10	T568B, 10 ft., white
162540	6647 2 751-15	T568B, 15 ft., white

TE Connectivity Patch Cords

Quareo Managed Copper Cables

TE CONNECTIVITY



FEATURES

- Managed copper cables feature Quareo Technology with connection point identification (CPID)
- Available in Category 6 U/UTP, Category 6A U/UTP, and Category 6A F/UTP
- Standard lengths: 4, 7, 10, 15, 25 and 50 feet
- Standard colors: Blue, white and grey (other colors are available upon request)
- Standard materials: Plenum PVC (LSZH available upon request)

Technical Information & Standards

Connector interface: Plug type RJ45 shielded/unshielded that conforms to 8-way modular RJ45 jack according with IEC 60603-7 series and TIA/EIA-968-A

Latch type: Snag-less

Boot: Flexible with built-in strain relief to maintain proper bend radius

Wiring configuration: T568A, T568B, and T568A/B (cross-over)

Performance specifications: ANSI/TIA-568-C.2 and ISO 11801, Edition 2 for Cat 6/Class E and Cat 6A/Class E_A

To order, contact your local sales representative.

TE Connectivity Icons and Labels

50-pair Block Labeling

TE CONNECTIVITY



The label holder snaps into the center section of 50-pair block to cover the cable-side terminations and provide a clean, finished look. There are two adhesive paper label strips, one for the center-mount label holder and one for the clear dust cover.

Anixter No.	Vendor No.	Description
130174	6639 3 017-00	Center-mount label holder
130175	6639 3 019-00	Paper labeling strip for center-mount label holder

Type 105/85 Paper Labels

TE CONNECTIVITY

Labels come precut on an 8 1/2 in. x 11 in. white sheet. Accommodates hand or laser printing.

TYPE 105

Anixter No.	Vendor No.	Description
162556	6631 3 100-03	White, for hinged/upright
162563	6631 3 105-04	Blue, for hinged/upright
176268	6631 3 106-04	Blue, for label holder
176272	6631 3 106-08	White, for label holder
172078	6631 3 102-01/09	Orange/red, for label strip
172079	6631 3 102-02/03	Green/purple, for label strip
172081	6631 3 102-04/06	White/blue, for label strip

TYPE 85

Anixter No.	Vendor No.	Description
166872	6631 3 100-02	White, for label/hinged/upright holders or label strip
162505	6631 3 100-04	White, for rod-mount label holder

Type 105/85 Label Strip

TE CONNECTIVITY



Label strips snap onto the top half of a block. Write directly on strip or use paper labels.

Anixter No.	Vendor No.	Description
161105	6462 2 096-00	Type 105 label strip
131325	6089 3 050-01	Type 85 label strip

Type 105/85 Label Holder

TE CONNECTIVITY



Label holders mount on a mounting bracket, rod-mount bracket or Universal Mounting System to facilitate extensive labeling. Large printable space allows for dividing groups by application. Each holder requires one block position on a mounting bracket. Both paper and clear label covers are included.

Anixter No.	Vendor No.	Description
172076	6630 2 004-05	Type 105 label holder
178776	6036 2 018-00	Type 85 label holder

Side-mount Label Holder

TE CONNECTIVITY



Side-mount label holder and rectangular paper label. Snaps onto end of 8- or 10-pair Series 2 or Ultim8 termination blocks.

Anixter No.	Vendor No.	Description
131349	6462 2 016-00	Side-mount label holder

TE Connectivity Icons and Labels

Type 105/85 Hinged Label Holder

TE CONNECTIVITY



The hinged label holder and label strip are available in 8- and 10-pair versions. Snaps onto the face of a module and allows marking on both sides of a hinged flap.

Anixter No.	Vendor No.	Description
130146	6089 2 015-01	Type 105 hinged label holder
130143	6036 2 005-02	Type 85 hinged label holder

ID Tabs

TE CONNECTIVITY

ID Tabs snap into the individual port identification area above the jack or connector opening on TE's modular products. The ID Tabs are reversible. They have a data icon on one side and a voice icon on the opposite side. The same number appears on both sides and come in packages of six, numbered 1 to 6.

Anixter No.	Vendor No.	Description
172073	6631 2 125-01	White
172074	6631 2 125-02	Ivory
172075	6631 2 125-03	Gray
172080	6631 2 125-04	Black
172082	6631 2 125-05	Red
172085	6631 2 125-06	Blue
172090	6631 2 125-07	Green
172092	6631 2 125-08	Yellow
172095	6631 2 125-09	Purple
172096	6631 2 125-10	Orange

Siemon Information Outlets

Z-MAX Modules - Category 6A and Category 6

SIEMON COMPANY



The Z-MAX 6A module offers performance in critical specifications, exceeding all Category 6A performance requirements, including alien crosstalk. Its innovative features not only accelerate and simplify termination, but remove installation variability for consistently high and repeatable performance. Category 6 unshielded Z-MAX modules are also available in other colors.

FEATURES

- T568A/B universally wired
- High visibility icon system
- Hybrid outlets supports both flat and angled mounting orientations
- Cable shield is automatically terminated to shielded outlets without additional steps

Technical Information & Standards

ANSI/TIA Category 6A and Category 6 compliant

FLAT/ANGLED Z-MAX



Anixter No.	Vendor No.	Description
384645	Z6A-01	Black, Cat 6A, UTP
384646	Z6A-02	White, Cat 6A, UTP
399214	Z6A-06	Blue, Cat 6A, UTP
399222	Z6A-07	Green, Cat 6A, UTP
399223	Z6A-80	Light ivory, Cat 6A, UTP
384657	Z6A-S01	Black, Cat 6A, STP
384658	Z6A-S02	White, Cat 6A, STP
399225	Z6A-S06	Blue, Cat 6A, STP
399226	Z6A-S07	Green, Cat 6A, STP
399227	Z6A-S80	Light ivory, Cat 6A, STP
424315	Z6-02	White, Cat 6, UTP
424316	Z6-06	Blue, Cat 6, UTP
424317	Z6-07	Green, Cat 6, UTP
424318	Z6-80	Light ivory, Cat 6, UTP
424319	Z6-02	Black, Cat 6, UTP

KEYSTONE Z-MAX



Anixter No.	Vendor No.	Description
384647	Z6A-K01	Black, Cat 6A, UTP
384648	Z6A-K02	White, Cat 6A, UTP
384659	Z6A-SK01	Black, Cat 6A, STP
384660	Z6A-SK02	White, Cat 6A, STP
424480	Z6-K01	Black, Cat 6, UTP
424481	Z6-K02	White, Cat 6, UTP

PANEL MODULES Z-MAX



Anixter No.	Vendor No.	Description
399228	Z6A-P	Panel mount only, Cat 6A, UTP
399230	Z6A-SP	Panel mount only, Cat 6A, STP
424320	Z6-P	Panel mount only, Cat 6, UTP

Siemon Information Outlets

MAX 6 Modules - Category 6

SIEMON COMPANY

MAX 6 Modules provide performance-exceeding Category 6 specifications for all pair combinations up to 250 MHz. The modules' compact design allows up to six modules in a single-gang and 12 modules in a double-gang work area faceplate. The angled jacks include a protective rubber door and both have a rear strain-relief cap. The angled MAX 6 module is ideal for modular furniture, raceway and other installations where rear clearance is at a minimum. The flat MAX module is ideal for flush-mount applications. Flat modules are recommended when using the MAX series patch panels. For bulk pack of 100 jacks, add a "B" to the end of the Siemon part number.

FEATURES

- T568A/B universally wired

Technical Information & Standards

ANSI/TIA Category 6 compliant

ANGLED MAX 6



Anixter No.	Vendor No.	Description
211101	MX6-01	Black
203949	MX6-02	White
221435	MX6-03	Red
212565	MX6-04	Gray
263979	MX6-05	Yellow
224504	MX6-06	Blue
329169	MX6-07	Green
219230	MX6-09	Orange
212566	MX6-20	Ivory
207828	MX6-80	Light ivory

FLAT MAX 6



Anixter No.	Vendor No.	Description
210775	MX6-F01	Black
203950	MX6-F02	White
219233	MX6-F03	Red
212568	MX6-F04	Gray
266056	MX6-F05	Yellow
219234	MX6-F06	Blue
329170	MX6-F07	Green
219231	MX6-F09	Orange
212569	MX6-F20	Ivory
212570	MX6-F80	Light ivory

KEYSTONE MAX 6

Anixter No.	Vendor No.	Description
228568	MX6-K01	Black
203951	MX6-K02	White
279234	MX6-K03	Red
269606	MX6-K04	Gray
279235	MX6-K06	Black

Siemon Information Outlets

MAX 5e Modules - Category 5e

SIEMON COMPANY

Siemon's punch-down MAX 5e modules exceed Category 5e performance and utilize their S310 punch-down block, making termination quick and easy. The slim design allows jacks to be side-stackable to provide maximum density. The angled jacks include a protective rubber door. For bulk packs of 100, add a "B" after the Siemon part number. For a protective hinged door on the flat jacks, add a "D" after the Siemon part number.

FEATURES

- T568A/B universally wired

Technical Information & Standards

ANSI/TIA Category 5e compliant

ANGLED MAX 5E



Anixter No.	Vendor No.	Description
219221	MX5-01	Black
214155	MX5-02	White
268709	MX5-03	Red
219223	MX5-04	Gray
268710	MX5-05	Yellow
219224	MX5-06	Blue
311407	MX5-07	Green
214157	MX5-09	Orange
214156	MX5-20	Ivory
215287	MX5-80	Light ivory

FLAT MAX 5E



Anixter No.	Vendor No.	Description
218804	MX5-F01	Black
214152	MX5-F02	White
218805	MX5-F03	Red
218806	MX5-F04	Gray
247093	MX5-F05	Yellow

Anixter No.	Vendor No.	Description
218807	MX5-F06	Blue
311384	MX5-F07	Green
214154	MX5-F09	Orange
214153	MX5-F20	Ivory
215288	MX5-F80	Light ivory

See the Tools and Supplies section of catalog for termination tools.

MAX Outlet Blanks

SIEMON COMPANY



Blank inserts for unused ports and future growth. Sold in packages of 10.

Anixter No.	Vendor No.	Description
210776	MX-BL-01	Black
203952	MX-BL-02	White
212571	MX-BL-04	Gray
182110	MX-BL-20	Ivory
204487	MX-BL-80	Light ivory

Siemon Faceplates

MAX Modular Faceplates

SIEMON COMPANY



The MAX modular faceplates combine high capacity with a quality appearance to match Siemon technology. The faceplates can be used with both angled and flat MAX or Z-MAX modules. The faceplates include pressure-release designation label covers for quick, tool-less removal. Add a "B" after the Siemon part number for bulk packs of 100.

1-PORT, SINGLE-GANG



Holds one shielded Z-MAX or MAX module

Anixter No.	Vendor No.	Description
221025	MX-FP-S-01-01	Black
212599	MX-FP-S-01-02	White
252707	MX-FP-S-01-04	Gray
212600	MX-FP-S-01-20	Ivory
212601	MX-FP-S-01-80	Light ivory
313144	MX-FP-S-01-SS-L	Stainless steel with labels
313145	MX-FP-S-01-SS	Stainless steel without labels

2-PORT, SINGLE-GANG



Holds two Z-MAX or MAX modules

Anixter No.	Vendor No.	Description
305903	10GMX-FPS02-02	White, for UTP Z-MAX modules
313131	10GMX-FPS02-80	Light ivory, for UTP Z-MAX modules

Anixter No.	Vendor No.	Description
221026	MX-FP-S-02-01	Black
204488	MX-FP-S-02-02	White
245447	MX-FP-S-02-04	Gray
182137	MX-FP-S-02-20	Ivory
204489	MX-FP-S-02-80	Light ivory
263329	MX-FP-S-02-SS-L	Stainless steel with labels
313146	MX-FP-S-02-SS	Stainless steel without labels

3-PORT, SINGLE-GANG



Holds three shielded Z-MAX or MAX modules

Anixter No.	Vendor No.	Description
221028	MX-FP-S-03-01	Black
535958	MX-FP-S-03-02	White
246703	MX-FP-S-03-04	Gray
182142	MX-FP-S-03-20	Ivory
221030	MX-FP-S-03-80	Light ivory
313147	MX-FP-S-03-SS-L	Stainless steel with labels
313148	MX-FP-S-03-SS	Stainless steel without labels

4-PORT, SINGLE-GANG



Holds four Z-MAX or MAX modules

Anixter No.	Vendor No.	Description
305904	10GMX-FPS04-02	White, for UTP Z-MAX modules
313135	10GMX-FPS04-80	Light ivory, for UTP Z-MAX modules
212602	MX-FP-S-04-01	Black
204490	MX-FP-S-04-02	White
212603	MX-FP-S-04-04	Gray
182143	MX-FP-S-04-20	Ivory
204491	MX-FP-S-04-80	Light ivory
245201	MX-FP-S-04-SS-L	Stainless steel with labels
249122	MX-FP-S-04-SS	Stainless steel without labels

Siemon Faceplates

6-PORT, SINGLE-GANG



Holds six shielded Z-MAX or MAX modules

Anixter No.	Vendor No.	Description
221031	MX-FP-S-06-01	Black
204492	MX-FP-S-06-02	White
218687	MX-FP-S-06-04	Gray
182145	MX-FP-S-06-20	Ivory
204493	MX-FP-S-06-80	Light ivory
249123	MX-FP-S-06-SS-L	Stainless steel with labels
249124	MX-FP-S-06-SS	Stainless steel without labels

DOUBLE-GANG FACEPLATES



Anixter No.	Vendor No.	Description
231405	MX-FP-D-06-02	6-port, white
212598	MX-FP-D-06-20	6-port, ivory
249142	MX-FP-D-06-80	6-port, light ivory
222693	MX-FP-D-08-02	8-port, white
182146	MX-FP-D-08-20	8-port, ivory
249144	MX-FP-D-08-80	8-port, light ivory
240444	MX-FP-D-12-02	12-port, white
329173	MX-FP-D-12-20	12-port, ivory
249146	MX-FP-D-12-80	12-port, light ivory

WALL PHONE PLATES



Anixter No.	Vendor No.	Description
268654	WPJP	1-port, 4-pair USOC Cat 3 plastic
270718	MX-WP-K5-SS	1-port, 4-pair T568A/B Cat 5e stainless steel
311218	MX-WP-K6-SS	1-port, 4-pair T568A/B Cat 6 stainless steel

Siemon Faceplates

MAX Modular Furniture Adapters

SIEMON COMPANY



The MAX modular furniture adapters will accept four MAX angled or flat modules and snap directly into communications outlet openings in most major modular furniture systems.

FEATURES

- Designation labels
- Label covers

STANDARD MODULAR FURNITURE ADAPTER

Maximum: 69.85 mm (2.750 in.) x 35.69 mm (1.405 in.) x 2.03 mm (0.080 in.)
 Minimum: 67.46 mm (2.656 in.) x 34.16 mm (1.345 in.) x 0.76 mm (0.030 in.)

Anixter No.	Vendor No.	Description
212605	MX-MFP-01	Black
212606	MX-MFP-02	White
230829	MX-MFP-04	Gray
212607	MX-MFP-20	Ivory
249159	MX-MFP-80	Light ivory

FOR KNOLL GROUP

73.15 mm (2.88 in.) x 45.47 mm (1.79 in.) x 1.24 mm (0.05 in.)

Anixter No.	Vendor No.	Description
224833	MX-MFP-KNL-01	Black

HERMAN MILLER ACTION OFFICE SERIES 2

75.74 mm (2.982 in.) x 47.80 mm (1.882 in.) x 1.52 mm (0.060 in.)

Anixter No.	Vendor No.	Description
222694	MX-MFP-HMA-01	Black
229339	MX-MFP-HMA-04	Gray

Siemon Surface-mount Boxes

MX-SM Series Surface-mount Boxes

SIEMON COMPANY



Siemon surface-mount boxes feature a sleek, compact, easy-to-install design. UTP, screened, fiber, video and coax MAX modules may be quickly installed. Multiple cable management features provide a high-performance and well-organized installation. Add "M" to Siemon part number for magnets and "D" for spring-loaded door.

FEATURES

- Breakouts on three sides and bottom for cable/raceway entry
- Cable-tie anchor points for strain relief
- Optional spring-shutter door
- Optional fiber or coax connectivity
- Snap-on cover with designation areas for colored icons and write-on labels
- Max bezels included
- Optional mounting magnets

1-PORT MX-SM SURFACE-MOUNT BOXES



Anixter No.	Vendor No.	Description
308521	MX-SM1-02	1-port box with cover, base, single-port MAX bezel, cable ties, screws, white
308522	MX-SM1-80	1-port box with cover, base, single-port MAX bezel, cable ties, screws, light ivory

2-PORT MX-SM SURFACE-MOUNT BOXES



Anixter No.	Vendor No.	Description
172289	MX-SM2-02	2-port box with cover, base, 2-port MAX bezel, cable ties, screws and designation labels, white
308577	MX-SM2-20	2-port box with cover, base, 2-port MAX bezel, cable ties, screws and designation labels, ivory
308584	MX-SM2-80	2-port box with cover, base, 2-port MAX bezel, cable ties, screws and designation labels, light ivory

4-PORT MX-SM SURFACE-MOUNT BOXES



Anixter No.	Vendor No.	Description
308588	MX-SM4-01	4-port box with cover, base, two 2-port MAX bezels, cable ties, screws and designation labels, black
308586	MX-SM4-02	4-port box with cover, base, two 2-port MAX bezels, cable ties, screws and designation labels, white
308590	MX-SM4-20	4-port box with cover, base, two 2-port MAX bezels, cable ties, screws and designation labels, ivory

Continued on next page >>

Copper Connectivity Solutions

Siemon Surface-mount Boxes

(continued) MX-SM Series Surface-mount Boxes

6-PORT MX-SM SURFACE-MOUNT BOXES



Anixter No.
308607

Vendor No.
MX-SM6-02

Description
6-port box with cover, base, three 2-port MAX bezels, cable ties, screws and designation labels, white

Faceplate Surface-mounting Boxes

SIEMON COMPANY



CT4 and CT8 boxes offer a surface-mounting option for single- and double-gang faceplates. These boxes are perfect for installations where the work area outlet cannot be recessed into a wall or floor box. These boxes are also compatible with Siemon's stand-off rings if extra depth is required behind the faceplate. Mounting hardware is not included.

CT4 MOUNTING BOXES

Single-gang surface-mount boxes

Anixter No.	Vendor No.	Description
186673	CT4-BOX-01	Black
149462	CT4-BOX-02	White
155218	CT4-BOX-04	Gray
149463	CT4-BOX-20	Ivory
204494	CT4-BOX-80	Light ivory

CT8 MOUNTING BOXES

Double-gang surface-mount boxes

Anixter No.	Vendor No.	Description
159868	CT8-BOX-02	White
173084	CT8-BOX-04	Gray

BACKINGS

Anixter No.	Vendor No.	Description
221478	AB	Adhesive backing for CT boxes

STAND-OFF RINGS FOR MAX AND CT FACEPLATES



Anixter No.
222897

Vendor No.
CT4-RING-100-02

Description
White, 25.4 mm
(1.0 in.), single-gang

Anixter No.
168642

Vendor No.
CT4-RING-100-20

Description
Ivory, 25.4 mm
(1.0 in.), single-gang

MAX Multimedia Outlets

SIEMON COMPANY



This low-profile, multi-user, multimedia surface-mount box is unsurpassed in features and flexibility, and ideal for use as multi-user telecommunications outlet assemblies (MuTOA). They provide storage area for up to 12 m (39.4 ft.) of buffered optical fiber cable using Siemon's optional fiber management tray and at least 2 m (6.6 ft.) of 4-pair, twisted-pair cable in the base, while maintaining a minimum bend radius of 30 mm (1.2 in.).

The MX-MMO accommodates any combination of up to 18 ports of mixed media or up to 36 LC or MT-RJ fiber ports.

When used with angled MAX modules, a true "gravity feed" connection is accomplished. The outlet features a unique hideaway labeling system that easily flips down to reveal a designation area that utilizes conventional-size designation labels. The outlet can be mounted on any standard single- or double-gang electrical box using screws provided, or mounts to any flat surface using adhesive tape or optional magnets. There is convenient cable access at the rear of the unit. Knockouts are provided on four sides for raceway access.

Anixter No.
249150

Vendor No.
MX-MMO-02

Description
18-port multimedia box for use
with MAX modules, white

Z-MAX Patch Panels - Category 6A and Category 6

SIEMON COMPANY



Z-MAX patch panels provide 10 Gb/s performance and aesthetics in a high-density, modular solution. The Z-MAX panels provide rapid and reliable installation by accelerating module mounting, and cable tie-down operations. Z-MAX Category 6A panels are available in both unshielded and shielded versions, Category 6 panels are only available in unshielded. Empty panels are also available for use with Z-MAX trunk assemblies.

FEATURES

- T568A/B universally wired
- Rear cable manager
- High visibility magnifying labeling system
- Mounting hardware

Technical Information & Standards

ANSI/TIA Category 6A and Category 6 compliant

CATEGORY 6A

Anixter No.	Vendor No.	Description
384649	Z6A-PNL-24K	24-port, UTP, 1 rms
384650	Z6A-PNL-U48K	48-port, UTP, 1 rms
384661	Z6AS-PNL-24K	24-port, STP, 1 rms
384662	Z6AS-PNL-U48K	48-port, STP, 1 rms

CATEGORY 6

Anixter No.	Vendor No.	Description
424482	Z6-PNL-24K	24-port, UTP, 1 rms
424483	Z6-PNL-U48K	48-port, UTP, 1 rms

HD6 Patch Panels - Category 6

SIEMON COMPANY



The HD6 panel exceeds Category 6 connecting hardware specifications for all pair combinations up to 250 MHz. Pyramid wire-entry system on S310 punch-down blocks separates paired and bonded conductors when lacing cables to reduce installation time. For bulk packs of five panels, add a "B" at the end of the Siemon part number.

FEATURES

- T568A/B universally wired
- Rear cable manager
- Icon label holders
- Designation labels
- Cable ties
- Mounting hardware
- Rear cover with rear port designations

Technical Information & Standards

ANSI/TIA Category 6 compliant

MOUNTS ON RACK

Anixter No.	Vendor No.	Description
214320	HD6-16	16-port, 1 rms
207825	HD6-24	24-port, 1 rms
203917	HD6-48	48-port, 2 rms
211518	HD6-96	96-port, 4 rms

MOUNTS ON S89D BRACKET

Anixter No.	Vendor No.	Description
210511	HD6-89D-12	12-port

HD5 Patch Panels - Category 5e

SIEMON COMPANY



The HD5 Series patch panels provide a rugged design with enhanced Category 5e performance and T568A/B universal wiring. For bulk packs of five panels, add a "B" at the end of the Siemon part number.

FEATURES

- Rear cable manager
- Icon label holders
- Designation labels
- Cable ties
- Mounting hardware
- Rear cover with rear port designations

Technical Information & Standards

ANSI/TIA Category 5e compliant

MOUNTS TO RACK

Anixter No.	Vendor No.	Description
241729	HD5-16	16-port, 1 rms
214675	HD5-24	24-port, 1 rms
214676	HD5-48	48-port, 2 rms
214677	HD5-96	96-port, 4 rms

MOUNTS TO S89D BRACKET

Anixter No.	Vendor No.	Description
236288	HD5-89D-12	12-port

Copper Connectivity Solutions

Siemon Patch Panels

MAX Patch Panels

SIEMON COMPANY



The MAX Patch Panels come in 16-, 24-, 48- and 72-port flat models as well as 24- and 48-port angled versions to provide a high-density solution. Individual MAX modules snap into the front or back of the panel. Color is black.

FEATURES

- Rear cable manager and port identification
- Designation labels
- Cable ties
- Mounting hardware

Anixter No.	Vendor No.	Description
245202	MX-PNL-16	16-port, 1 rms
214420	MX-PNL-24	24-port, 1 rms
212917	MX-PNL-48	48-port, 2 rms
313167	MX-PNL-72	72-port, 2 rms
316706	MX-PNLA-24	24-port angled, 1 rms
282006	MX-PNLA-48	48-port angled, 2 rms

Siemon Cross-connect and Accessories

S210 Field Termination Kits - Category 6

SIEMON COMPANY



Siemon's S210 block is the highest-performing connecting block in the industry. The S210 achieves 360° pair isolation to provide superior NEXT performance (13 dB NEXT margin over Category 6 specifications). Its superior performance makes it ideal for consolidation point applications.

FEATURES

- Cable access openings allow cables to be routed through the rear of the block to the point of termination
- Detachable legs available on 64-pair versions

Technical Information & Standards

ANSI/TIA Category 6 compliant

S210 FIELD TERMINATION KITS

Complete S210 installation kits include S210 wiring blocks with legs, 4-pair S210 connecting blocks, and label holders with white designation labels. All blocks are 272 mm (10.71 in.) wide and 82.7 mm (3.26 in.) deep.

Anixter No.	Vendor No.	Description
210772	S210AB2-64FT	64-pair, height: 91.4 mm (3.60 in.)
212760	S210AB2-128FT	128-pair, height: 182.9 mm (7.20 in.)
212761	S210AB2-192FT	192-pair, height: 274.3 mm (10.80 in.)


S210 CONNECTING BLOCK

The 4-pair S210 connecting block terminates to 22 to 26 AWG solid or 7-strand wires.

Anixter No.	Vendor No.	Description
221771	S210C-4	4-pair

S110 Field Termination Kits - Category 5e

SIEMON COMPANY



Patented openings between rows allow horizontal cables to be routed from behind the panel and enter the block from the rear, helping to maintain the cable up to the point

of termination. S110 100-pair wiring blocks can be detached from their mounting legs to provide easy access to the cables at any time. Designation strips with interchangeable colored labels can be mounted in the center and/or outside the block.

FEATURES

- 100-pair version has detachable legs
- 4- or 5-pair connecting blocks
- Clear label holders with white designation labels

Technical Information & Standards

ANSI/TIA Category 5e compliant

Anixter No.	Vendor No.	Description	Height (mm)
181655	S110AB2-100FT	100-pair, 4-pair connector blocks	91.4 mm (3.60 in.)
181633	S110AA2-100FT	100-pair, 5-pair connector blocks	91.4 mm (3.60 in.)
182069	S110AB2-300FT	300-pair, 4-pair connector blocks	274.3 mm (10.80 in.)
181632	S110AA2-300FT	300-pair, 5-pair connector blocks	274.3 mm (10.80 in.)

S110 Wiring Blocks - Category 5e

SIEMON COMPANY

Openings between rows allow horizontal cables to be routed from behind the panel and enter the block from the rear, helping to maintain the cable up to the point of termination. S110 50- and 100-pair wiring blocks can be detached from their mounting legs to provide easy access to the cables at any time.

Technical Information & Standards

ANSI/TIA Category 5e compliant

WIRING BLOCKS WITH LEGS

Width: 272 mm (10.71 in.) Depth: 82.8 mm (3.26 in.)

Anixter No.	Vendor No.	Description	Height (mm)
175215	S110AW1-50	50-pair	45.7 mm (1.80 in.)
147758	S110AW2-100	100-pair	91.4 mm (3.60 in.)
210691	S110AW2-200	200-pair	182.9 mm (7.20 in.)
156690	S110AW2-300	300-pair	274.3 mm (10.80 in.)

Continued on next page >>

Copper Connectivity Solutions

Siemon Cross-connect and Accessories

(continued) S110 Wiring Blocks - Category 5e

WIRING BLOCKS WITHOUT LEGS

Width: 216 mm (8.50 in.) Depth: 35.8 mm (1.41 in.)

Anixter No.	Vendor No.	Description	Height (mm)
250636	S110DW2-100	100-pair	88.1 mm (3.47 in.)

S110 Field Terminated 19 in. Panels - Category 5e

SIEMON COMPANY



S110 Field Terminated Panels allow wiring blocks to be mounted directly to a 19 in. rack. Each panel comes with adequate connecting blocks to complete each 25-pair termination strip. The panels with the cable managers include covers to provide a clean appearance.

Technical Information & Standards

ANSI/TIA Category 5e compliant

19 IN. PANELS WITHOUT CABLE MANAGERS

Anixter No.	Vendor No.	Description	RMS
173104	S110DB1-100RFT	100-pair, 4-pair clips	1
176410	S110DA1-100RFT	100-pair, 5-pair clips	1
173105	S110DB1-200RFT	200-pair, 4-pair clips	2
247394	S110DA1-200RFT	200-pair, 5-pair clips	2
187016	S110DB1-300RFT	300-pair, 4-pair clips	3
181615	S110DA1-300RFT	300-pair, 5-pair clips	3

19 IN. PANELS WITH CABLE MANAGERS

Anixter No.	Vendor No.	Description	RMS
173106	S110DB2-100RWM	100-pair, 4-pair clips	2
212619	S110DA2-100RWM	100-pair, 5-pair clips	2
173107	S110DB2-200RWM	200-pair, 4-pair clips	3
189908	S110DA2-200RWM	200-pair, 5-pair clips	3

S110 Tower Field Termination Kits - Category 5e

SIEMON COMPANY



The S110 Tower Field Terminated Blocks provide a high-density cross-connect cable management system. They are designed to be wall mounted and are shipped unassembled to simplify field assembly and termination. The kits include 110 blocks, connecting blocks, cable managers with covers, designation strips and labels.

Technical Information & Standards

ANSI/TIA Category 5e compliant

300-PAIR BLOCKS

406.4 mm (16 in.) H x 215.9 mm (8.5 in.) W x 152.6 mm (6 in.) D

Anixter No.	Vendor No.	Description
197373	S110MB2-300FT	4-pair clips
176407	S110MA2-300FT	5-pair clips

400-PAIR BLOCKS

541.3 mm (21.31 in.) H x 215.9 mm (8.5 in.) W x 152.6 mm (6 in.) D

Anixter No.	Vendor No.	Description
212750	S110MB2-400FT	4-pair clips
176790	S110MA2-400FT	5-pair clips

500-PAIR BLOCKS

676.1 mm (26.62 in.) H x 215.9 mm (8.5 in.) W x 152.6 mm (6 in.) D

Anixter No.	Vendor No.	Description
212751	S110MB2-500FT	4-pair clips
227441	S110MA2-500FT	5-pair clips

S110C Connecting Blocks - Category 5e

SIEMON COMPANY



S110C Connecting Blocks terminate 22 to 26 AWG solid or 7-strand wires. They offer markings to designate tip and ring conductors and color-coded pairs on each block.

Siemon Cross-connect and Accessories

Technical Information & Standards

ANSI/TIA Category 5e compliant

Anixter No.	Vendor No.	Description
272263	S110C-2A	2-pair clip, blue/orange
153865	S110C-3	3-pair clip, blue/orange/green
156691	S110C-4	4-pair clip, blue/orange/green/brown
156689	S110C-5	5-pair clip, blue/orange/green/brown/slate

M-Series 66 Blocks - Category 5e

SIEMON COMPANY



The M1-50 is a proven, economical connecting block solution for Category 5e network cabling. These features make this block an ideal choice for supporting today's high-bandwidth technologies such as Voice over IP (VoIP) and Gigabit Ethernet. It is fully compatible with all industry-standard accessories and includes a wide range of available mounting accessories that allow the M1-50 to be installed in almost any environment.

FEATURES

- Uses the same center spacing between pairs as voice-grade blocks and is fully compatible with industry-standard 66 accessories
- Patented quick clip reduces reactive coupling between positions, improving near-end crosstalk (NEXT) performance
- 4x50 block design

Technical Information & Standards

ANSI/TIA Category 5e compliant

Anixter No.	Vendor No.	Description
005815	M1-50	50-pair

M-Series 66 Blocks

SIEMON COMPANY

FEATURES

- Terminates 22 to 26 AWG (0.81 to 0.41 mm) solid insulated cable or 18 to 19 AWG (1.02 to 0.91 mm), solid stripped cable
- Constructed using high-impact, flame-retardant thermoplastic
- 4x50 block design

Technical Information & Standards

ANSI/TIA Category 5e compliant

Anixter No.	Vendor No.	Description
005810	M1-25	25-pair
127619	M1-100	100-pair

Modular Jack Blocks

SIEMON COMPANY



Anixter No.	Vendor No.	Description
119147	M2-5T-68L	Six 4-pair modular jacks, T568B wiring
131011	M2-5T-86L	Eight 3-pair modular jacks, USOC wiring
060242	M2-5T-124LR	Twelve 2-pair modular jacks, USOC wiring
121156	M2-5T-128LR-TP	Twelve 4-pair modular jacks, T568B wiring

M2 Series 25-pair (Prewired)

SIEMON COMPANY



All the blocks in this series are wire-wrapped. The M2 Series 25-pair (prewired) is a 25-pair, top-entry block with one female 25-pair connector. The 25-pair connector is equipped with the Siemon patented universal connector hold-down (black).

Anixter No.	Vendor No.	Description
067312	M2-3W	25-pair (prewired)

Copper Connectivity Solutions

Siemon Cross-connect and Accessories

M2 Series 50-pair (Prewired)

SIEMON COMPANY




All the blocks in this series are wire-wrapped. The female 25-pair connectors are oriented for top cable entry and the male 25-pair connectors are oriented for bottom cable entry unless otherwise noted. All 25-pair connectors are equipped with Siemon's patented universal connector hold-down. The twisted-pair option is maintained between the 66 clip and the 25-pair connector for optimum transmission performance. These are 50-pair blocks.

Anixter No.	Vendor No.	Description
052654	M2-5W	Two female connectors
101928	M2-5WM/F	One female and one male connector
041909	M2-5WM	Two male connectors
038653	M2-5WB	Two female connectors, back-mounted
042722	M2-5WBM	Two male connectors, back-mounted
228860	M2-5W-TP	Two female connectors, twisted pairs

M4 Series 100-pair (Prewired)

SIEMON COMPANY



All the blocks in this series are wire-wrapped. The female 25-pair connectors are oriented for top cable entry and the male 25-pair connectors are oriented for bottom cable entry unless otherwise noted. All 25-pair connectors are equipped with Siemon's patented universal connector hold-down. These are 100-pair blocks.

Anixter No.	Vendor No.	Description
093961	M4-4W	Four female connectors, no twisted pairs
112895	M4-4WB	Four female connectors, back-mounted

B Series 66 6x50 Blocks

SIEMON COMPANY




FEATURES

- B4-25 block uses quick clip: 848
- B3-50 block uses quick clip: 843
- 6x50 blocks
- 340.0 mm (13.4 in.) H x 71.1 mm (2.8 in.) W x 30.5 mm (1.2 in.) D

Anixter No.	Vendor No.	Description
005806	B4-25	25-pair
005818	B3-50	50-pair

B Series 66 6x12 Blocks

SIEMON COMPANY



FEATURES

- B1-6 block uses quick clip: 848
- B1-12 block uses quick clip: 843
- 6x12 blocks

Anixter No.	Vendor No.	Description
040045	B1-6	6-pair
005797	B1-12	12-pair

Siemon Cross-connect and Accessories

Network Interface Block

SIEMON COMPANY



The network interface blocks feature one female 25-pair connector oriented for bottom cable entry prewired to Row D. The LEC installs the block at the building entrance point. LEC wiring is punched down on Row A. Rows B and C are bridged to activate circuits. Customer's premises wiring is connected to Row D using a 25-pair connectorized cable.

FEATURES

- Orange hinged cover included
- UL Listed 1863
- CSA 22.2 Approved

BLOCKS

Anixter No.	Vendor No.	Wiring	Mounting
048112	S66M1-50R	Blue/white coded	S89D Bracket
228743	700A-66-B1-25	Color-coded	S89B Bracket

LASTING HINGE COVERS



Use these lasting hinge covers and you'll save up to 90 percent of the cost of a colored backboard system - and with colored covers, the planner or installer can color-code individual blocks instead of working in groups of four or eight. Made from flame-retardant thermoplastic, the covers protect the quick clips and provide a convenient surface for marking circuit designations.

Anixter No.	Vendor No.	Description
106692	MC4LH-2	White
106689	MC4LH-3	Red
106693	MC4LH-4	Gray
106690	MC4LH-5	Yellow
106687	MC4LH-6	Blue
106688	MC4LH-7	Green
173604	MC4LH-8	Violet
094328	MC4LH-9	Orange

COVERS

Covers for 450-type blocks

Anixter No.	Vendor No.	Description
106692	MC4LH-2	White
106689	MC4LH-3	Red
106693	MC4LH-4	Gray

Anixter No.	Vendor No.	Description
106690	MC4LH-5	Yellow
106687	MC4LH-6	Blue
106688	MC4LH-7	Green
173604	MC4LH-8	Violet
094328	MC4LH-9	Orange

Brackets

SIEMON COMPANY



Open-ended mounting brackets allow installer to lay in running cable before snapping a 66 block into place.

S89B

Standoff bracket for M1-25 and M1-50 connecting blocks. Room to mount one 25-pair connector on each side.

Anixter No.	Vendor No.	Description
005823	S89B	S89B bracket

S89D

Standoff bracket for M1-25, M1-50 and M1-100 connecting blocks. Room to mount four 25-pair connectors on the back of the block or two 25-pair connectors on each side.

Anixter No.	Vendor No.	Description
024702	S89D	S89D bracket

Bridging Clips

SIEMON COMPANY



Bridging clips connect adjacent quick clips on 66 blocks and provide access points for isolating and testing incoming pairs. They are easy to remove for circuit testing and are reusable.


Anixter No.	Vendor No.	Positions	Material	Qty.
130478	SA1-100	2	Tin-plated copper alloy	100
005837	SA1-1000	2	Tin-plated copper alloy	1,000
094707	SA1-SS-1000	2	Stainless steel	1,000

Copper Connectivity Solutions

Siemon Patch Cords

Z-MAX UTP Modular Patch Cords - Category 6A

SIEMON COMPANY



Siemon's Z-MAX Category 6A UTP cords combine the unparalleled performance of an exclusive PCB-based smart plug, alien crosstalk-resistant construction and a host of innovative user-friendly features. Z-MAX patch cords are also available in solid conductors and additional colors and lengths.

FEATURES

- T568A/B universally wired
- PCB equipped smart plugs optimize signal tuning for exceptional transmission
- Dual jacket construction for excellent alien crosstalk performance

Technical Information & Standards

ANSI/TIA-568-B.2-10

3-FOOT LENGTHS

Anixter No.	Vendor No.	Description
MM03-SI6A-01	ZM6A-03-02	White
MM03-SI6A-06	ZM6A-03-06	Blue

5-FOOT LENGTHS

Anixter No.	Vendor No.	Description
MM05-SI6A-01	ZM6A-05-02	White
MM05-SI6A-06	ZM6A-05-06	Blue

7-FOOT LENGTHS

Anixter No.	Vendor No.	Description
MM07-SI6A-01	ZM6A-07-02	White
MM07-SI6A-06	ZM6A-07-06	Blue

10-FOOT LENGTHS

Anixter No.	Vendor No.	Description
MM10-SI6A-01	ZM6A-10-02	White
MM10-SI6A-06	ZM6A-10-06	Blue

15-FOOT LENGTHS


Anixter No.	Vendor No.	Description
MM15-SI6A-01	ZM6A-15-02	White
MM15-SI6A-06	ZM6A-15-06	Blue

20-FOOT LENGTHS

Anixter No.	Vendor No.	Description
MM20-SI6A-01	ZM6A-20-02	White
MM20-SI6A-06	ZM6A-20-06	Blue

Z-MAX Shielded Modular Patch Cords - Category 6A

SIEMON COMPANY



Siemon's Z-MAX Category 6A shielded cords combine the unparalleled performance of an exclusive PCB-based plug, noise-resistant shielded construction and a host of innovative user-friendly features. All cords are 100 percent factory-tested to ensure performance and compliance. Z-MAX patch cords are also available in solid conductors and additional colors and lengths.

FEATURES

- T568A/B universally wired
- PCB equipped smart plugs optimize signal tuning for exceptional transmission
- Rear contacts maintain cable pair symmetry to point of termination and provide robust strain relief

Technical Information & Standards

ANSI/TIA-568-B.2-10

3-FOOT LENGTHS

Anixter No.	Vendor No.	Description
MM03-SI6AS-01	ZM6A-S03-02	White
MM03-SI6AS-06	ZM6A-S03-06	Blue

5-FOOT LENGTHS

Anixter No.	Vendor No.	Description
MM05-SI6AS-01	ZM6A-S05-02	White
MM05-SI6AS-06	ZM6A-S05-06	Blue

7-FOOT LENGTHS

Anixter No.	Vendor No.	Description
MM07-SI6AS-01	ZM6A-S07-02	White
MM07-SI6AS-06	ZM6A-S07-06	Blue

10-FOOT LENGTHS

Anixter No.	Vendor No.	Description
MM10-SI6AS-01	ZM6A-S10-02	White
MM10-SI6AS-06	ZM6A-S10-06	Blue

15-FOOT LENGTHS

Anixter No.	Vendor No.	Description
MM15-SI6AS-01	ZM6A-S15-02	White
MM15-SI6AS-06	ZM6A-S15-06	Blue

20-FOOT LENGTHS

Anixter No.	Vendor No.	Description
MM20-SI6AS-01	ZM6A-S20-02	White
MM20-SI6AS-06	ZM6A-S20-06	Blue

MC6 Mod to Mod Modular Cords - Category 6

SIEMON COMPANY



Siemon's MC6 Series of modular cords is the key to unlocking the next generation of performance in Siemon's MAX, CT and HD Category 6 products. MC6 patch cords utilize patented metallic isolators to shield pairs inside plug for optimum NEXT performance. Slide-on boots ensure proper bend relief. The jacket and boot are the same color unless otherwise stated. Add a "B" to the end of the Siemon part number for bulk pack of 100 cords.

FEATURES

- T568A/B universally wired

Technical Information & Standards

ANSI/TIA Category 6 compliant

3-FOOT LENGTHS

Anixter No.	Vendor No.	Description
MM03-SI7-01	MC6-8-T-03-02	White
MM03-SI7-02	MC6-8-T-03-01	Black
MM03-SI7-03	MC6-8-T-03-03	Red
MM03-SI7-04	MC6-8-T-03-07	Green
MM03-SI7-05	MC6-8-T-03-05	Yellow
MM03-SI7-06	MC6-8-T-03-06	Blue
MM03-SI7-09	MC6-8-T-03-04	Gray

5-FOOT LENGTHS

Anixter No.	Vendor No.	Description
MM05-SI7-01	MC6-8-T-05-02	White
MM05-SI7-02	MC6-8-T-05-01	Black
MM05-SI7-03	MC6-8-T-05-03	Red
MM05-SI7-04	MC6-8-T-05-07	Green
MM05-SI7-05	MC6-8-T-05-05	Yellow
MM05-SI7-06	MC6-8-T-05-06	Blue
MM05-SI7-09	MC6-8-T-05-04	Gray

7-FOOT LENGTHS

Anixter No.	Vendor No.	Description
MM07-SI7-01	MC6-8-T-07-02	White
MM07-SI7-02	MC6-8-T-07-01	Black
MM07-SI7-03	MC6-8-T-07-03	Red
MM07-SI7-04	MC6-8-T-07-07	Green
MM07-SI7-05	MC6-8-T-07-05	Yellow
MM07-SI7-06	MC6-8-T-07-06	Blue
MM07-SI7-09	MC6-8-T-07-04	Gray

10-FOOT LENGTHS

Anixter No.	Vendor No.	Description
MM10-SI7-01	MC6-8-T-10-02	White
MM10-SI7-02	MC6-8-T-10-01	Black
MM10-SI7-03	MC6-8-T-10-03	Red
MM10-SI7-04	MC6-8-T-10-07	Green
MM10-SI7-05	MC6-8-T-10-05	Yellow
MM10-SI7-06	MC6-8-T-10-06	Blue
MM10-SI7-09	MC6-8-T-10-04	Gray

15-FOOT LENGTHS

Anixter No.	Vendor No.	Description
MM15-SI7-01	MC6-8-T-15-02	White
MM15-SI7-02	MC6-8-T-15-01	Black
MM15-SI7-03	MC6-8-T-15-03	Red
MM15-SI7-04	MC6-8-T-15-07	Green
MM15-SI7-05	MC6-8-T-15-05	Yellow
MM15-SI7-06	MC6-8-T-15-06	Blue
MM15-SI7-09	MC6-8-T-15-04	Gray

20-FOOT LENGTHS

Anixter No.	Vendor No.	Description
MM20-SI7-01	MC6-8-T-20-02	White
MM20-SI7-03	MC6-8-T-20-03	Red
MM20-SI7-04	MC6-8-T-20-07	Green
MM20-SI7-05	MC6-8-T-20-05	Yellow
MM20-SI7-06	MC6-8-T-20-06	Blue
MM20-SI7-09	MC6-8-T-20-04	Gray

S210 to MC6 Mod Patch Cords - Category 6

SIEMON COMPANY



These cords combine Siemon's latest and highest-performing plugs for patching network equipment to S210 connecting blocks or providing test access to S210 termination fields. The combination of plugs, high-performance cable and 100 percent factory transmission testing ensures performance is compatible with Category 6 specifications. Color is white. Cords available in various lengths.

Technical Information & Standards

ANSI/TIA Category 6 compliant


Anixter No.	Vendor No.	Description
M003-SI7-01	S210P4A4-03-02	3 ft., white, T568B wired
M007-SI7-01	S210P4A4-07-02	7 ft., white, T568B wired

Copper Connectivity Solutions

Siemon Patch Cords

S210 to S210 Patch Cords - Category 6

SIEMON COMPANY



The S210 patch cords are an integral part of Siemon's 10G IP system. The cords utilize internal pair isolation, pair-pair compensation and layered contacts to improve crosstalk performance so that the mated plug and connecting block exceed Category 6 connecting hardware transmission requirements. The clear housing keeps the conductor color/position visible for matching termination positions on the other end. Each plug housing also includes polarization to ensure proper orientation of the plug when connecting to the S210 connecting block. Standard jacket color is white. Cords available in other lengths.

Technical Information & Standards

ANSI/TIA Category 6 compliant

Anixter No.	Vendor No.	Description
0003-SI7-01	S210P4-P4-03	3 ft., white

MC5 Mod to Mod Patch Cords - Category 5e

SIEMON COMPANY



Category 5e compatible, RJ45-to-RJ45, 4-pair stranded cords with T568A/B wiring. Add "B" to the end of the Siemon part number for bulk pack of 100 cords. For cords with boots, add "C" after "SI6" in the part number. Other colors available.

FEATURES

- T568A/B universally wired

Technical Information & Standards

ANSI/TIA Category 5e compliant

3-FOOT LENGTHS

No boot

Anixter No.	Vendor No.	Description
MM03-SI6-01	MC5-8-T-03-02	White
MM03-SI6-06	MC5-8-T-03-06	Blue

5-FOOT LENGTHS

No boot

Anixter No.	Vendor No.	Description
MM05-SI6-01	MC5-8-T-05-02	White
MM05-SI6-06	MC5-8-T-05-06	Blue

7-FOOT LENGTHS

No boot

Anixter No.	Vendor No.	Description
MM07-SI6-01	MC5-8-T-07-02	White
MM07-SI6-06	MC5-8-T-07-06	Blue

10-FOOT LENGTHS

No boot

Anixter No.	Vendor No.	Description
MM10-SI6-01	MC5-8-T-10-02	White
MM10-SI6-06	MC5-8-T-10-06	Blue

15-FOOT LENGTHS

No boot

Anixter No.	Vendor No.	Description
MM15-SI6-01	MC5-8-T-15-02	White
MM15-SI6-06	MC5-8-T-15-06	Blue

20-FOOT LENGTHS

No boot

Anixter No.	Vendor No.	Description
MM20-SI6-01	MC5-8-T-20-02	White
MM20-SI6-06	MC5-8-T-20-06	Blue

25-FOOT LENGTHS

No boot

Anixter No.	Vendor No.	Description
MM25-SI6-01	MC5-8-T-25-02	White
MM25-SI6-06	MC5-8-T-25-06	Blue

S110 to MC5 Patch Cords - Category 5e

SIEMON COMPANY



The S110 to MC5 Patch Cords offer Siemon's high-performing plugs for patching network equipment to S110 connecting blocks or providing test access to S110 termination fields. The combination of plugs and high-performance cable ensures performance is compatible with Category 5e channel specifications. These are 4-pair 110-to-RJ45 plugs. Cords available in various lengths.

FEATURES

- White jacket
- T568B wired
- No boot

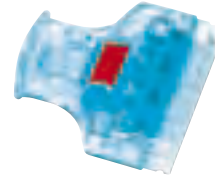
Technical Information & Standards

ANSI/TIA Category 5e compliant

Anixter No.	Vendor No.	Description
M003-S16-01	S110P4-A4-03	3 ft., white, T568B
M005-S16-01	S110P4-A4-05	5 ft., white, T568B
M007-S16-01	S110P4-A4-07	7 ft., white, T568B
M010-S16-01	S110P4-A4-10	10 ft., white, T568B
M015-S16-01	S110P4-A4-15	15 ft., white, T568B

S110 and S210 Field-terminated Patch Plugs

SIEMON COMPANY



The S110P4 and S210P4 are patch plugs that can be field-terminated to either 0.40 or 0.51 mm (24 or 26 AWG), 7-strand, twisted-pair cable. This high-performance plug utilizes patent-pending internal pair shielding to provide electrical isolation between pairs. This electrical isolation dramatically improves crosstalk performance.

Technical Information & Standards

The S110P4 Patch Plug is ANSI/TIA Category 5e compliant

The S210P4 Patch Plug is ANSI/TIA Category 6 compliant

S110 PATCH PLUGS

Anixter No.	Vendor No.	Description
173103	S110P1	1-pair
173102	S110P2	2-pair
154588	S110P4	4-pair

S210 PATCH PLUG

Anixter No.	Vendor No.	Description
214332	S210P4	4-pair

Copper Connectivity Solutions

Siemon Industrial Products

Industrial MAX 6 Outlets

SIEMON COMPANY



The Industrial MAX 6 Outlet features unshielded (UTP) or shielded (STP) Category 6 MAX modules housed in a protective shell. The outlet's outer housing is made of durable, chemical-resistant, industrial-grade thermoplastic and features Siemon's patented quarter-turn, bayonet-style mating design. Performance is guaranteed in harsh environments. The industrial connector's quarter-turn mating prevents over-tightening (which could damage contact pins inside the outlet) or under-tightening (which prevents a proper seal).

Technical Information & Standards

ANSI/TIA Category 6 compliant
IP66/67 minimum and NEMA 6
T568A/B wiring

Anixter No.	Vendor No.	Description
269853	X6	Category 6, UTP industrial outlet
347408	X6S	Category 6A, shielded industrial outlet

Industrial MAX 5e Outlets

SIEMON COMPANY



The Industrial MAX 5e Outlet features a MAX 5e module housed in a specially designed protective outer shell, made of durable thermoplastic with a patent-pending, quarter-turn, bayonet-style coupling nut that seals out liquids and other contaminants.

Technical Information & Standards

ANSI/TIA Category 5e compliant
IP66/67 minimum and NEMA 6

Anixter No.	Vendor No.	Description
241404	X5	Category 5e, UTP industrial outlet
241405	X5S	Category 5e, F/UTP industrial outlet
278856	X5-X5S	Category 5e, F/UTP industrial bulkhead coupler
246684	X-CAP	Industrial outlet dust cap

Industrial MAX 5e Plugs

SIEMON COMPANY



The Industrial MAX 5e Plug features a Category 5e modular plug contained in an industrial-grade housing with Siemon's patent quarter-turn, bayonet-style mating design. The industrial plug can be terminated in the field, allowing custom lengths to be assembled quickly on site.

Technical Information & Standards

ANSI/TIA Category 5e compliant
IP66/67 minimum and NEMA 6

Anixter No.	Vendor No.	Description
241407	XP85	Category 5e UTP industrial plug
241408	XP85S	Category 5e F/UTP industrial plug
367761	XP-CAP2	Industrial plug dust cap

Industrial MAX Faceplates

SIEMON COMPANY



The Industrial MAX stainless steel faceplates provide a protective seal from moisture and debris. Faceplate screws and rear sealing gasket are included. They are both single-gang.

Anixter No.	Vendor No.	Description
246685	XFP-S-01-SS	1-port
246686	XFP-S-02-SS	2-port
329253	XFP-D-04-SS	4-port

Industrial MAX Modular Patch Cords

SIEMON COMPANY



Designed to withstand the rigors of a factory floor environment. Industrial modular patch cords are petroleum- and UV-resistant, not affected by common chemicals and water, operates in a wider temperature range and provides a longer flex life than normal cords. These assemblies feature standard MC6 cordage with a booted modular plug on one end and an industrial plug on the other. Other lengths and colors are available.

Technical Information & Standards

ANSI/TIA Category 5e compliant
IP66/67 minimum and NEMA 6

CATEGORY 6

Anixter No.	Vendor No.	Description
282020	XC6-03-B05	UTP, industrial plug-to-modular RJ45 plug, yellow boot, 3 ft.
274856	XC6-07-B05	UTP, industrial plug-to-modular RJ45 plug, yellow boot, 7 ft.
278857	XC6-10-B05	UTP, industrial plug-to-modular RJ45 plug, yellow boot, 10 ft.
282022	XC6-15-B05	UTP, industrial plug-to-modular RJ45 plug, yellow boot, 15 ft.

CATEGORY 5E

Anixter No.	Vendor No.	Description
249767	XC5-10-B05	UTP, industrial plug-to-modular RJ45 plug, yellow boot, 10 ft.
249768	XC5-15-B05	UTP, industrial plug-to-modular RJ45 plug, yellow boot, 15 ft.

Copper Connectivity Solutions

Siemon Test Adapters and Tools

Testar Adapters

SIEMON COMPANY



This easy-access adapter plugs directly onto 66 quick clips to allow for testing connections on the block. The positive connection, made by Testar, eliminates possible problems associated with handling alligator clips or test probes such as accidental shorting across terminals or intermittent test connection.

To utilize equipment that requires alligator clips, the Modtap adapter can be plugged into the Testar.

Anixter No.	Vendor No.	Description
053226	TESTAR-2	1-pair, 6-position, USOC wiring
050332	TESTAR-4	2-pair, 6-position, USOC wiring
050081	TESTAR-8	4-pair, 6-position, USOC wiring
162370	TESTAR-8A-C5	4-pair, 8-position, T568B wiring, Cat 5
162371	TESTAR-8T-C5	4-pair, 8-position, T568A wiring, Cat 5

110 Test Adapters

SIEMON COMPANY



The S110 Series of test adapters plug directly onto 110-type blocks and provide an 8-position modular jack for connection to test equipment or patch cords. The adapters are available with two, four, six or eight active pins.

Anixter No.	Vendor No.	Description
162894	TAP-110-U1	1-pair, USOC wired
245323	TAP-110-U4	4-pair, USOC wired
162898	TAP-110-T4	4-pair, T568A wired, Category 5
162899	TAP-110-A4	4-pair, T568B wired, Category 5

Z-MAX Module Termination Tool

SIEMON COMPANY



The Z-MAX tool is an integral part of the exclusive Z-MAX termination process and is used with both UTP and shielded Z-MAX modules. This easy-to-use and ergonomic tool is used both to secure the cable retention/grounding clip and to fully engage the termination module into the back of the outlet.

Anixter No.	Vendor No.	Description
383411	Z-TOOL	Z-MAX module termination tool

Termination Kits

SIEMON COMPANY



These kits provide all the tools that a telecommunications technician needs for day-to-day activities.

Anixter No.	Vendor No.	Description
189718	CI-KIT	Tool kit
191755	CI-POUCH	Tool pouch only
204522	CI-KIT2	Tool kit
204523	CI-POUCH2	Tool pouch only

Siemon Test Adapters and Tools

Multipair Termination Tools

SIEMON COMPANY



The Siemon S110/S210 multipair termination tool is a versatile tool designed to terminate and cut UTP cable and seat connecting blocks. The impact mechanism and termination blades have been designed to reliably terminate and cut UTP cable the first time, every time. The tool features an easy-to-hold, ergonomically designed handle that helps reduce fatigue when trimming wire or seating connecting blocks to the wiring base. Replacement heads and cutting blades are also available.

Anixter No.	Vendor No.	Description
214422	S788J4	4-pair S110 termination tool
162400	S788J5	5-pair S110 termination tool
214423	S788J4-210	4-pair S210 termination tool

Copper Connectivity Solutions

Suttle Faceplates

625B1 Flush-mount Jack Assembly

SUTTLE



The 625B1 flush-mount jack assemblies consist of a 625F modular jack with a 19A faceplate and a 43A bracket. The 625B1 assemblies are complete installation packages for flush-mounting a single modular telephone outlet in a standard outlet box with 3 9/32 in. center-to-center mounting arrangements. The 625B1 modular jack assemblies will accept modular plug-ended line cords. This does not have a protective door. Screw terminals.

Anixter No.	Vendor No.	Description
031815	625B1-4-50	4Wx6P, ivory

625B3 Duplex Flush-mount Jacks

SUTTLE




These modular duplex jack plates are designed to permit rapid connection of two telephones or associated equipment to the same outside line or one of each device to separate outside lines. Features one-piece construction and installs easily in standard electrical boxes. The jacks are available in standard plate sizes (2 3/4 in. W x 4 1/2 in. H x 3/16 in. D). Screw terminals.

Anixter No.	Vendor No.	Description	Color	Protective Door
074710	625B3E6-50	6Wx6P	Ivory	Y
076066	625B3-6-44	6Wx6P	Ash	N
066805	625B3-6-50	6Wx6P	Ivory	N
087412	625B3-4-44	4Wx6P	Ash	N
035727	625B3-4-50	4Wx6P	Ivory	N

630AP Screw Terminal Wall Jack Assemblies

SUTTLE




All-plastic universal wall plate. Packaged with mounting lugs for use with modular wall telephones or used to connect desk telephones with modular plug-ended line cords. Color is ash.

Anixter No.	Vendor No.	Description
055437	630AP4-44	4Wx6P
191061	630AP6-44	6Wx6P

630ABC Quick-connect Terminal Wall Jack Assemblies

SUTTLE




The thermoplastic cover plate provides for optional use of mounting lugs for installing modular wall-type telephone sets or color-keyed inserts when the 630ABC is to be used as a standard wall-jack assembly. The 630ABC can be easily mounted on existing outlet boxes or surface-mounted on paneling or drywall. The 630ABC packaging includes both types of mounting hardware (lugs and inserts) and 797A installation tool for connection of 24 to 26 AWG station wire.

Anixter No.	Vendor No.	Description
066766	630ABC4-50	4Wx6P, ivory
045335	630ABC6-44	6Wx6P, ash

630AC Screw Terminal Wall Jack Assemblies

SUTTLE




The 630AC wall jack with screw terminals offers the universal thermoplastic cover assembly with optional use of modular wall-telephone mounting lugs or color-keyed inserts to be used when a standard wall jack is needed. The 630AC can be surface-mounted or installed on existing outlet boxes.

Anixter No.	Vendor No.	Description
068920	630AC4-44	4Wx6P, ash
075049	630AC4-50	4Wx6P, ivory
171992	630AC4-85	4Wx6P, white
059553	630AC6-44	6Wx6P, ash
087530	630AC6-50	6Wx6P, ivory
160825	630AC6-85	6Wx6P, white

630 Type Stainless Steel Wall Jack Assemblies

SUTTLE



The 630 stainless steel series of wall jack assemblies are available in four or six conductor configurations. They are equipped with mounting lugs for installing modular wall telephone sets. The 630 Series may be mounted on standard boxes, or attached directly to the wall. The 630A Series utilizes quick-connect terminals and requires using a 797A installation tool (ordered separately). The 630B utilizes quick-connect terminals and retaining clips, no tool required. The 630AD utilizes screw terminals for connection of station wiring.

Anixter No.	Vendor No.	Description
132646	630A4	4Wx6P
033306	630A6	6Wx6P
119028	630B4	4Wx6P
063187	630AD4	4Wx6P
066800	630AD6	6Wx6P

Copper Connectivity Solutions

Suttle Surface-mount Boxes

625A3 Surface-mount Jack Assemblies

SUTTLE



Consists of a snap-on cover and a base with a factory-connected modular jack. This series features 66-style punch-down clips for the termination of 20 to 26 AWG station wire. The 814B style tool is required for connection. Includes double-sided adhesive pad for applications where mounting with screws would be objectionable.

Anixter No.	Vendor No.	Description
084083	625A3-4-50	4Wx6P, ivory
092431	625A3-4-44	4Wx6P, ash
084082	625A3-6-50	6Wx6P, ivory
092432	625A38NK50	8Wx8P, ivory
106673	625A38NK44	8Wx8P, ash

625A2 Surface-mount Jack Assemblies

SUTTLE



This surface-mounted jack assembly consists of a snap-on cover and a base with an integral modular jack. A slot at rear provides station wire access. Terminal screws with stacked washers connect the station wire to the modular jack leads. Double-sided adhesive pad included for versatile mounting options.

Anixter No.	Vendor No.	Description
057092	625A2-4-44	4Wx6P, ash
059477	625A2-4-50	4Wx6P, ivory
067101	625A2-6-44	6Wx6P, ash
059476	625A2-6-50	6Wx6P, ivory
094871	625A28K-44	8Wx8P, keyed, ash
090161	625A28K-50	8Wx8P, keyed, ivory
060885	625A28NK-50	8Wx8P, ivory
185916	625A28K-2-50	8Wx8P, keyed RJ48X shorting bar, ivory
202116	625A28NK-2-50	8Wx8P, RJ48X shorting bar, ivory

625A4 Surface-mount Jack Assembly

SUTTLE



The 625A4 modular telephone jack assembly consists of a 625C4 cover and a standard 42A connecting block, making it compatible with modular plug-ended line cords. The 625A4 jack assembly is designed for mounting on baseboards, walls or other flat surfaces.

Anixter No.	Vendor No.	Description
030971	625A4-50	4Wx6P, ivory

625A Surface-mount Jack Assembly with Corro-Shield

SUTTLE



The 625A4 modular jack consists of a 625C cover and a standard 42A connecting block, and is compatible with modular plug-ended line cords. The 625A4 jack assembly is designed for mounting on baseboards, walls or other flat surfaces. Specially formulated gel envelops the contact area and prevents the entry of corrosive contaminants such as fog, saltwater, high humidity, paint, insects and chemical cleaners. The gel is displaced upon plug insertion and returns to its original shape when the plug is removed. The gel will not transfer onto the plug. Screw terminals.

Anixter No.	Vendor No.	Description
161084	625A4-50RC	4Wx6P, ivory

Suttle Surface-mount Boxes

Type 103 Surface-mount Modular Jack 110-type Termination

SUTTLE



The 103 simplex surface-mount jack accommodates one voice or data port. Installation is fast and easy with industry-standard 110 type insulation displacement connectors. The 103 surface-mount jack mounts easily on most walls, floors and office furniture using screws or double-sided tape (both included). Configuration is 8Wx8P (T568B) for 103A8 and 8Wx8P (USOC) for the 103AY8. Color is ivory.

Anixter No.	Vendor No.	Description
130234	103A8-50	T568B
144400	103AY8-50	USOC

Type 104 Duplex Surface-mount Modular Jack 110-type Termination

SUTTLE



The 104 duplex surface-mount jack accommodates two voice and/or data ports. The 104 jack installs quickly using 110-type insulation displacement connectors for 22 to 26 AWG inside wiring. Mount the 104 jack easily on most walls, floors and office furniture using screws or double-sided tape (both included). The 104A has jack identification of line 1 and line 2, and the 104B has voice and data. Color is ivory.

Anixter No.	Vendor No.	Description
125970	104A6-50	6Wx6P
248199	104A8-50	8Wx8P
159683	104B8-50	8Wx8P

42A Connecting Blocks

SUTTLE



The 42A connecting block consists of a separate base and cover. The cover is molded of nonconductive plastic and is equipped with a captive screw. The base consists of brass inserts molded in a plastic block. The 42A connecting block is designed for making connections between station wiring and telephone set mounting cords.

Anixter No.	Vendor No.	Description
005783	42A-50	4-conductor, ivory

625MBD Mounting Box

SUTTLE



The 625MBD mounting box is 1 1/2 inches deep and is very similar to the 625MB mounting box. It is deeper in order to provide surface mounting for deeper jacks, especially those equipped with 110 type IDCs. Mounts on any flat surface by using the two-sided adhesive tape furnished or directly by using screws. Excellent for attaching modular jacks to desks or files. Mounts over any standard outlet box. Mounts in place of most modular or nonmodular flush-mounted jack assemblies.

Anixter No.	Vendor No.	Description
288179	625MBD-52	Electric ivory
179011	625MBD-85	White

Copper Connectivity Solutions

CompuLink Patch Cords

Category 6 Stranded Bootless and Booted Patch Cords

COMPLINK

These cable assemblies are tested to the Category 6 component compliant requirements of ANSI/TIA-568-B.2 for the following:

Frequency range 1 to 250 MHz

Wire map

Attenuation

NEXT

PSNEXT

ELFEXT

PSACR

Return loss

Propagation delay

Delay skew



3-FOOT PATCH CABLE ASSEMBLIES

NOTE: Add "B" at end of Anixter part number for booted version (e.g. MM03-AXC6-01B).

Anixter No.	Vendor No.	Description
MM03-AXC6-01	M88DE3FC601	White
MM03-AXC6-02	M88DE3FC602	Black
MM03-AXC6-03	M88DE3FC603	Red
MM03-AXC6-04	M88DE3FC604	Green
MM03-AXC6-05	M88DE3FC605	Yellow
MM03-AXC6-06	M88DE3FC606	Blue
MM03-AXC6-08	M88DE3FC608	Orange
MM03-AXC6-09	M88DE3FC609	Gray
MM03-AXC6-10	M88DE3FC610	Violet

5-FOOT PATCH CABLE ASSEMBLIES

NOTE: Add "B" at end of Anixter part number for booted version (e.g. MM05-AXC6-01B).

Anixter No.	Vendor No.	Description
MM05-AXC6-01	M88DE5FC601	White
MM05-AXC6-05	M88DE5FC605	Yellow
MM05-AXC6-06	M88DE5FC606	Blue
MM05-AXC6-09	M88DE5FC609	Gray
MM05-AXC6-02	M88DE5FC602	Black
MM05-AXC6-03	M88DE5FC603	Red
MM05-AXC6-04	M88DE5FC604	Green
MM05-AXC6-08	M88DE5FC608	Orange
MM05-AXC6-10	M88DE5FC610	Violet

7-FOOT PATCH CABLE ASSEMBLIES

NOTE: Add "B" at end of Anixter part number for booted version (e.g. MM07-AXC6-01B).

Anixter No.	Vendor No.	Description
MM07-AXC6-01	M88DE7FC601	White
MM07-AXC6-02	M88DE7FC602	Black
MM07-AXC6-03	M88DE7FC603	Red
MM07-AXC6-04	M88DE7FC604	Green
MM07-AXC6-05	M88DE7FC605	Yellow
MM07-AXC6-06	M88DE7FC606	Blue
MM07-AXC6-08	M88DE7FC608	Orange
MM07-AXC6-09	M88DE7FC609	Gray
MM07-AXC6-10	M88DE7FC610	Violet

10-FOOT PATCH CABLE ASSEMBLIES

NOTE: Add "B" at end of Anixter part number for booted version (e.g. MM10-AXC6-01B).

Anixter No.	Vendor No.	Description
MM10-AXC6-01	M88DE10FC601	White
MM10-AXC6-02	M88DE10FC602	Black
MM10-AXC6-03	M88DE10FC603	Red
MM10-AXC6-04	M88DE10FC604	Green
MM10-AXC6-05	M88DE10FC605	Yellow
MM10-AXC6-06	M88DE10FC606	Blue
MM10-AXC6-08	M88DE10FC608	Orange
MM10-AXC6-09	M88DE10FC609	Gray
MM10-AXC6-10	M88DE10FC610	Violet

14-FOOT PATCH CABLE ASSEMBLIES

NOTE: Add "B" at end of Anixter part number for booted version (e.g. MM14-AXC6-01B).

Anixter No.	Vendor No.	Description
MM14-AXC6-01	M88DE14FC601	White
MM14-AXC6-02	M88DE14FC602	Black
MM14-AXC6-03	M88DE14FC603	Red
MM14-AXC6-04	M88DE14FC604	Green
MM14-AXC6-05	M88DE14FC605	Yellow
MM14-AXC6-06	M88DE14FC606	Blue
MM14-AXC6-08	M88DE14FC608	Orange
MM14-AXC6-09	M88DE14FC609	Gray
MM14-AXC6-10	M88DE14FC610	Violet

20-FOOT PATCH CABLE ASSEMBLIES

NOTE: Add "B" at end of Anixter part number for booted version (e.g. MM20-AXC6-01B).

Anixter No.	Vendor No.	Description
MM20-AXC6-01	M88DE20FC601	White
MM20-AXC6-02	M88DE20FC602	Black
MM20-AXC6-03	M88DE20FC603	Red
MM20-AXC6-04	M88DE20FC604	Green
MM20-AXC6-05	M88DE20FC605	Yellow
MM20-AXC6-06	M88DE20FC606	Blue
MM20-AXC6-08	M88DE20FC608	Orange
MM20-AXC6-09	M88DE20FC609	Gray
MM20-AXC6-10	M88DE20FC610	Violet

25-FOOT PATCH CABLE ASSEMBLIES

NOTE: Add "B" at end of Anixter part number for booted version (e.g. MM25-AXC6-01B).

Anixter No.	Vendor No.	Description
MM25-AXC6-01	M88DE25FC601	White
MM25-AXC6-02	M88DE25FC602	Black
MM25-AXC6-03	M88DE25FC603	Red
MM25-AXC6-04	M88DE25FC604	Green
MM25-AXC6-05	M88DE25FC605	Yellow
MM25-AXC6-06	M88DE25FC606	Blue
MM25-AXC6-08	M88DE25FC608	Orange
MM25-AXC6-09	M88DE25FC609	Gray
MM25-AXC6-10	M88DE25FC610	Violet

For information on coax assemblies, visit www.coaxplanet.com or contact your local sales office.

CompuLink Patch Cords

Enhanced Category 5e Stranded Bootless Patch Cords

COMPLINK

These Enhanced Category 5e patch cable assemblies are tested to the requirements of ANSI/TIA-568-B for the following:

Frequency range 1 to 150 MHz

Wire map

TDX

Attenuation

NEXT

PSNEXT

PSACR

Return loss

Propagation delay

Delay skew



3-FOOT PATCH CABLE ASSEMBLIES

Anixter No.	Vendor No.	Description
MM03-AX6-01	M88DE3F601	White
MM03-AX6-02	M88DE3F602	Black
MM03-AX6-03	M88DE3F603	Red
MM03-AX6-04	M88DE3F604	Green
MM03-AX6-05	M88DE3F605	Yellow
MM03-AX6-06	M88DE3F606	Blue
MM03-AX6-08	M88DE3F608	Orange
MM03-AX6-09	M88DE3F609	Gray
MM03-AX6-10	M88DE3F610	Violet

5-FOOT PATCH CABLE ASSEMBLIES

Anixter No.	Vendor No.	Description
MM05-AX6-01	M88DE5F601	White
MM05-AX6-02	M88DE5F602	Black
MM05-AX6-03	M88DE5F603	Red
MM05-AX6-04	M88DE5F604	Green
MM05-AX6-05	M88DE5F605	Yellow
MM05-AX6-06	M88DE5F606	Blue
MM05-AX6-08	M88DE5F608	Orange
MM05-AX6-09	M88DE5F609	Gray
MM05-AX6-10	M88DE5F610	Violet

7-FOOT PATCH CABLE ASSEMBLIES

Anixter No.	Vendor No.	Description
MM07-AX6-01	M88DE7F601	White
MM07-AX6-02	M88DE7F602	Black
MM07-AX6-03	M88DE7F603	Red
MM07-AX6-04	M88DE7F604	Green
MM07-AX6-05	M88DE7F605	Yellow
MM07-AX6-06	M88DE7F606	Blue
MM07-AX6-08	M88DE7F608	Orange
MM07-AX6-09	M88DE7F609	Gray
MM07-AX6-10	M88DE7F610	Violet

10-FOOT PATCH CABLE ASSEMBLIES

Anixter No.	Vendor No.	Description
MM10-AX6-01	M88DE10F601	White
MM10-AX6-02	M88DE10F602	Black
MM10-AX6-03	M88DE10F603	Red
MM10-AX6-04	M88DE10F604	Green
MM10-AX6-05	M88DE10F605	Yellow
MM10-AX6-06	M88DE10F606	Blue
MM10-AX6-08	M88DE10F608	Orange
MM10-AX6-09	M88DE10F609	Gray
MM10-AX6-10	M88DE10F610	Violet

14-FOOT PATCH CABLE ASSEMBLIES

Anixter No.	Vendor No.	Description
MM14-AX6-01	M88DE14F601	White
MM14-AX6-02	M88DE14F602	Black
MM14-AX6-03	M88DE14F603	Red
MM14-AX6-04	M88DE14F604	Green
MM14-AX6-05	M88DE14F605	Yellow
MM14-AX6-06	M88DE14F606	Blue
MM14-AX6-08	M88DE14F608	Orange
MM14-AX6-09	M88DE14F609	Gray
MM14-AX6-10	M88DE14F610	Violet

20-FOOT PATCH CABLE ASSEMBLIES

Anixter No.	Vendor No.	Description
MM20-AX6-01	M88DE20F601	White
MM20-AX6-02	M88DE20F602	Black
MM20-AX6-03	M88DE20F603	Red
MM20-AX6-04	M88DE20F604	Green
MM20-AX6-05	M88DE20F605	Yellow
MM20-AX6-06	M88DE20F606	Blue
MM20-AX6-08	M88DE20F608	Orange
MM20-AX6-09	M88DE20F609	Gray
MM20-AX6-10	M88DE20F610	Violet

25-FOOT PATCH CABLE ASSEMBLIES

Anixter No.	Vendor No.	Description
MM25-AX6-01	M88DE25F601	White
MM25-AX6-02	M88DE25F602	Black
MM25-AX6-03	M88DE25F603	Red
MM25-AX6-04	M88DE25F604	Green
MM25-AX6-05	M88DE25F605	Yellow
MM25-AX6-06	M88DE25F606	Blue
MM25-AX6-08	M88DE25F608	Orange
MM25-AX6-09	M88DE25F609	Gray
MM25-AX6-10	M88DE25F610	Violet

For information on fiber assemblies, visit www.complink-usa.com or contact your local sales office.

Copper Connectivity Solutions

CompuLink Patch Cords

Category 5e Stranded Bootless Patch Cords

COMPLINK

These Category 5e patch cable assemblies are tested to the requirements of ANSI/TIA-568-B for the following:

Frequency range 1 to 100 MHz

Wire map

Attenuation

NEXT

PSNEXT

PSACR

Return loss

Propagation delay

Delay skew



1-FOOT PATCH CABLE ASSEMBLIES

Anixter No.	Vendor No.	Description
MM01-AX5-05	M88DE1FL505	Yellow
MM01-AX5-06	M88DE1FL506	Blue
MM01-AX5-09	M88DE1FL509	Gray

3-FOOT PATCH CABLE ASSEMBLIES

Anixter No.	Vendor No.	Description
MM03-AX5-01	M88DE3FL501	White
MM03-AX5-02	M88DE3FL502	Black
MM03-AX5-03	M88DE3FL503	Red
MM03-AX5-04	M88DE3FL504	Green
MM03-AX5-05	M88DE3FL505	Yellow
MM03-AX5-06	M88DE3FL506	Blue
MM03-AX5-08	M88DE3FL508	Orange
MM03-AX5-09	M88DE3FL509	Gray
MM03-AX5-10	M88DE3FL510	Violet

5-FOOT PATCH CABLE ASSEMBLIES

Anixter No.	Vendor No.	Description
MM05-AX5-01	M88DE5FL501	White
MM05-AX5-02	M88DE5FL502	Black
MM05-AX5-03	M88DE5FL503	Red
MM05-AX5-04	M88DE5FL504	Green
MM05-AX5-05	M88DE5FL505	Yellow
MM05-AX5-06	M88DE5FL506	Blue
MM05-AX5-08	M88DE5FL508	Orange
MM05-AX5-09	M88DE5FL509	Gray
MM05-AX5-10	M88DE5FL510	Violet

7-FOOT PATCH CABLE ASSEMBLIES

Anixter No.	Vendor No.	Description
MM07-AX5-01	M88DE7FL501	White
MM07-AX5-02	M88DE7FL502	Black
MM07-AX5-03	M88DE7FL503	Red
MM07-AX5-04	M88DE7FL504	Green
MM07-AX5-05	M88DE7FL505	Yellow
MM07-AX5-06	M88DE7FL506	Blue
MM07-AX5-08	M88DE7FL508	Orange
MM07-AX5-09	M88DE7FL509	Gray
MM07-AX5-10	M88DE7FL510	Violet

10-FOOT PATCH CABLE ASSEMBLIES

Anixter No.	Vendor No.	Description
MM10-AX5-01	M88DE10FL501	White
MM10-AX5-02	M88DE10FL502	Black
MM10-AX5-03	M88DE10FL503	Red
MM10-AX5-04	M88DE10FL504	Green
MM10-AX5-05	M88DE10FL505	Yellow
MM10-AX5-06	M88DE10FL506	Blue
MM10-AX5-08	M88DE10FL508	Orange
MM10-AX5-09	M88DE10FL509	Gray
MM10-AX5-10	M88DE10FL510	Violet

14-FOOT PATCH CABLE ASSEMBLIES

Anixter No.	Vendor No.	Description
MM14-AX5-01	M88DE14FL501	White
MM14-AX5-02	M88DE14FL502	Black
MM14-AX5-03	M88DE14FL503	Red
MM14-AX5-04	M88DE14FL504	Green
MM14-AX5-05	M88DE14FL505	Yellow
MM14-AX5-06	M88DE14FL506	Blue
MM14-AX5-08	M88DE14FL508	Orange
MM14-AX5-09	M88DE14FL509	Gray
MM14-AX5-10	M88DE14FL510	Violet

20-FOOT PATCH CABLE ASSEMBLIES

Anixter No.	Vendor No.	Description
MM20-AX5-01	M88DE20FL501	White
MM20-AX5-02	M88DE20FL502	Black
MM20-AX5-03	M88DE20FL503	Red
MM20-AX5-04	M88DE20FL504	Green
MM20-AX5-05	M88DE20FL505	Yellow
MM20-AX5-06	M88DE20FL506	Blue
MM20-AX5-08	M88DE20FL508	Orange
MM20-AX5-09	M88DE20FL509	Gray
MM20-AX5-10	M88DE20FL510	Violet

25-FOOT PATCH CABLE ASSEMBLIES

Anixter No.	Vendor No.	Description
MM25-AX5-01	M88DE25FL501	White
MM25-AX5-02	M88DE25FL502	Black
MM25-AX5-03	M88DE25FL503	Red
MM25-AX5-04	M88DE25FL504	Green
MM25-AX5-05	M88DE25FL505	Yellow
MM25-AX5-06	M88DE25FL506	Blue
MM25-AX5-08	M88DE25FL508	Orange
MM25-AX5-09	M88DE25FL509	Gray
MM25-AX5-10	M88DE25FL510	Violet

For information on coax assemblies, visit www.coaxplanet.com or contact your local sales office.